



# School Innovation and Turnaround Committee Agenda

Tuesday, August 19, 2025 at 3:00 PM

Claiborne Building, 1201 North Third Street, Baton Rouge, LA 70802

Page

## 1. Opening

- 1.1 Call to Order
- 1.2 Roll Call

## 2. Consent Agenda - Informational Reports

- 2.1 Consideration of a status report regarding the enrollment of economically disadvantaged students and students with disabilities in charter schools 4 - 157

**The LDOE recommendation is to receive the report.**

[08.2025 SIT Charter Enrollment Report.pdf](#)  (Updated 8/15/25)

- 2.2 Consideration of an update report regarding virtual school attendance plans, submitted by Louisiana Virtual Charter Academy and University View Academy for the 2025-2026 school year 158 - 169

State-authorized virtual charter schools submit attendance policies to LDOE to ensure compliance with applicable attendance laws and regulations.

**The LDOE recommendation is to receive.**

[08.2025 SIT Virtual Attendance Plans.pdf](#) 

## 3. Innovative Approaches in School and/or Student Learning

- 3.1 Consideration of an update report regarding artificial intelligence (AI) in Louisiana K-12 education 170 - 191

Pilot program for AI powered tools for the classroom: Amira, Khanmigo, Zearn

**The LDOE recommendation is to receive the report.**

[SIT August BESE AI Update.pdf](#) 

#### 4. Standing Item - Charter School Performance, Support, and Oversight Issues




- 4.1 Consideration of Type 2 Charter Applications in response to the 2025 Request for Charter School Applications, as recommended by the State Superintendent of Education  
Type 2 charter applications for Louisiana Key Academy Jefferson in Jefferson Parish and Pine Prairie Charter in Evangeline Parish

192 - 227

**Recommendation 1: The LDOE recommendation is to approve with conditions the Type 2 charter application submitted for Louisiana Key Academy Jefferson, operated by Louisiana Key Academy, to commence operation of one Type 2 charter school in Jefferson Parish beginning with the 2026-2027 school year, contingent upon the following:**

- completion of all pre-opening requirements as determined by LDOE; and
- development of a strategic academic improvement plan to address SPS performance, with specific targets in the area of mathematics, through continued collaboration with LDOE's Office of Teaching and Learning.

**Recommendation 2: The LDOE recommendation is to deny the Type 2 charter application submitted for Pine Prairie Charter, operated by Pine Prairie Charter Limited.**

[2024-2025 FINAL SIT COMMITTEE ANNUAL RFA RECS.pdf](#)  [08.2025 SIT LA Key.pdf](#)  [08.2025 SIT Pine Prairie.pdf](#) 

- 4.2 Consideration of a report regarding Types 2, 4, and 5 charter contracts and requests for amendments.  
GEO Prep Baker, a Type 2 charter school in East Baton Rouge Parish, requests a material amendment to change location from 13855 Plank Road, Baker, LA, to 5300 Bentley Drive, Baker, LA.

228 - 231

**The LDOE recommendation is to approve.**

[08.2025 SIT GEO MA.pdf](#) 

- 4.3 Consideration of the 2025-2026 Request for Applications Timeline and Common Charter Application Framework  
The application and timeline contain information and deadlines for

232 - 280

groups applying for charter authorization.

**The LDOE recommendation is to approve, authorizing LDOE to amend the timeline as needed and noting BESE will be notified of any revisions.**

[08.2025 SIT Charter appl PP.pdf](#)  [08.2025 SIT application.pdf](#) 

## 5. Standing Item - Bulletins

- 5.1 Consideration of revisions to *Bulletin 126-Charter Schools* in response to legislation of the 2025 Regular Legislative Session 281 - 283  
During the 2025 Regular Legislative Session, laws were enacted that require revisions to Board of Elementary and Secondary Education (BESE) policy.

**The LDOE recommendation is to approve, as a Notice of Intent.**

[08.2025 SIT B126 Legislative SR Amended.pdf](#) 

[08.2025 SIT B126 Legislative Amended.pdf](#) 

## 6. Referrals - New Business

- 6.1 Consideration of an update report regarding the LA GATOR scholarship program 284 - 294

**The LDOE recommendation is to receive.**

[08.2025 SIT GATOR Update.pdf](#) 

For questions regarding items on the School Innovation and Turnaround Committee agenda, please contact [shannon.rawson@la.gov](mailto:shannon.rawson@la.gov).

# Economically Disadvantaged Students and Students with Disabilities Enrollment in Charter Schools Report

---

**La. R.S. 17:3991**

**August 2025**

---

# Introduction

Louisiana Revised Statute 17:3991.B.(1)(a) and (b) requires that, as charter school authorizers, both the State Board of Elementary and Secondary Education (BESE) and local school boards monitor whether charter schools under their governance are enrolling Economically Disadvantaged (ED) students and Students with Disabilities (SWD) at a rate commensurate with the population of these student groups in the enrollment zone of the charter school.

Louisiana Law requires that BESE develop and administer a process to measure whether charter schools are meeting these requirements and that the process shall:

1. Provide for an investigation of a charter school that fails to meet the requirements to determine the reasons for such failure and all actions taken by the school toward meeting the requirements;
2. Include clear identification of the responsibilities of the charter school, the local school board of the district in which the charter school is located, and the state board for meeting the needs of the students.

*Bulletin 126 - Charter Schools* §2713 requires that the Louisiana Department of Education (LDOE) report annually on the student enrollment percentages of charter schools as well as the percentage of these populations enrolled in all public schools. This report outlines the requirements for schools under statute and policy and details schools' performance toward meeting the standards.

There are six types of charter schools in Louisiana. Types 1, 3, and 3b are locally-authorized charter schools. Types 2, 4 and 5 are authorized by BESE and overseen by LDOE. Types 1, 2, 3, and 4 charters are required to enroll a certain percentage of ED students and SWD. Per R.S. 17: 3991. A.(1)(d), required enrollment percentages of ED students and SWD are not applicable to Type 3B and Type 5 charter schools.

All Schools in Orleans Parish participate in the New Orleans Common Application Process (NCAP). NCAP largely determines the student application process and timeline and is responsible for conducting a citywide public lottery to determine seat placements. More information on NCAP can be found on the NOLA Public Schools website at [enrollnolaps.com](http://enrollnolaps.com).

# R.S. 17:3991 Requirements

Pursuant to Louisiana Law and BESE policy, Types 1, 2, 3, and 4 charter schools are required to enroll a certain percentage of students considered to be ED as defined in R.S. 17:3973(1) and a certain percentage of SWD as defined in R.S. 17:1924, not including gifted and talented. The law and policy set forth different requirements and calculations for schools depending on the year in which the school opened and the type of charter school.

	Year Opened	Required Percentage Calculation	Annual Percentage Calculation
<b>Economically Disadvantaged Students</b>	Any charter schools created after the 2011-12 school year and charter schools opened prior to 2011 that are not the result of a conversion of an existing public school.	The required enrollment percentage is 70% of the Economically Disadvantaged enrollment zone population in the year prior to the start of the current charter term.	The highest of either the October 1 enrollment or the aggregated enrollment <sup>1</sup> of Economically Disadvantaged students as calculated by data already reported for all schools will be used to determine if the school met the target.
	Schools created during or prior to the 2011-12 school year as conversions of existing public schools.	The required enrollment percentage is 100% of the Economically Disadvantaged enrollment of the charter school in the school year prior to the establishment of the charter school.	The highest of either the October 1 enrollment or the aggregated enrollment <sup>1</sup> of Economically Disadvantaged students as calculated by data already reported for all schools will be used to determine if the school met the target.
<b>Students with Disabilities</b>	Any charter schools created after the 2011-12 school year and charter schools opened prior to 2011 that are not the result of a conversion of an existing public school.	The required enrollment percentage is 70% of the Students with Disabilities enrollment zone population in the year prior to the start of the current charter term.	The highest of either the October 1 enrollment or the aggregated enrollment <sup>1</sup> of Students with Disabilities as calculated by data taken from the Department's Special Education Reporting system and calculated for all public schools annually.
	Schools created during or prior to the 2011-12 school year as conversions of existing public schools.	The required enrollment percentage is 100% of the Students with Disabilities enrollment of the charter school in the school year prior to the establishment of the charter school.	The highest of either the October 1 enrollment or the aggregated enrollment <sup>1</sup> of Students with Disabilities as calculated by data taken from the Department's Special Education Reporting system and calculated for all public schools annually.

<sup>1</sup> *Bulletin 126-Charter Schools, §2713(I), Required Student Enrollment Percentages:* If the aggregate student enrollment data for all of the charter schools located within the boundaries of the city or parish school system in which a charter school is located meets the enrollment requirements of economically disadvantaged students and students with exceptionalities, not including gifted and talented, every charter school located within the boundaries of the school system shall be deemed to be in compliance with the provisions of this Section.

## District-Operated Public Schools

R.S. 17:3991 does not mandate enrollment requirements for traditional public schools operated by local school boards. However, *Bulletin 126 - Charter Schools* requires that enrollment percentages for these student populations also be reported publicly on an annual basis. Included in this report are the percentage of ED students and SWD enrolled by all public schools and whether percentages are higher or lower than the district average.

## Updated Reporting

Act 659 (2024), went into effect August 1, 2024, altering statute pertaining to this report. Those changes are reflected in this report.

- §3991.B.(1)(a)(i) That for charter schools created as new schools and charter schools created as a result of a conversion after the 2011-2012 school year, the percentage of the total number of students enrolled in the charter school based on the October first student membership who are economically disadvantaged and students with exceptionalities as defined in R.S. 17:1942, not including gifted and talented, shall be equal to not less than **seventy percent** of the average percentage of students enrolled in the local public school districts from which the charter school enrolls its students who are economically disadvantaged and shall be equal to not less than **seventy percent** of the average percentage of students enrolled in the local public school districts from which the charter school enrolls its students who have been identified as a student with an exceptionality as defined in R.S. 17:1942, not including gifted and talented.
- §3991.B.(1)(f) Notwithstanding any provision of law to the contrary, if the aggregate student enrollment data for all of the charter schools located within the boundaries of the city or parish school system in which a charter school is located meets the enrollment requirements of economically disadvantaged students and students with exceptionalities, not including gifted and talented, as provided in this Paragraph, every charter school located within the boundaries of the school system shall be deemed to be in compliance with the provisions of this Paragraph.

# 2024-2025 FINDINGS

## Charter School Enrollment - ED & SWD

Enrollment requirements outlined in R.S. 17:3991 pertain only to certain types of charter schools—specifically, Types 1, 2, 3 and 4 charter schools. Types 3B and 5 are excluded from enrollment requirements. However, given the fact that about 23% of charter schools are Type 3B or Type 5 charter schools, in order to present a full representation of enrollment in charter schools, these schools must also be considered.

Note: Though Types 3B and 5 charter schools are not held to a required enrollment percentage, in order to present a comprehensive view of charter school enrollment, as a proxy measure for meeting enrollment requirements similar to those outlined in R.S. 17:3991, student enrollment in Types 3B and 5 charter schools was compared to eighty-five percent of the average enrollment of ED students and SWDs in the school's approved enrollment zone in the current year. Schools that exceeded the given threshold are considered, only for the purposes of this analysis, to have “met requirements.”

## ED Enrollment - All Charter School Types

As of the October 2024 official student enrollment count:

- 97% (141/145) of charter schools met or exceeded ED enrollment requirements.
- 99% (144/145) of charter schools met, exceeded, or enrolled within 10% of the school's required percentage of ED students.
- Of those that failed to enroll the required percentage of ED students, two schools were less than 5% from the required enrollment target, one school was within 5% - 10% of the enrollment target, one school missed the required enrollment percentage by 10% to 20% and zero schools missed the required enrollment percentage by more than 20%.
- Of those that met their ED percentage requirements, 99% (139/141) of charter schools exceeded ED student enrollment requirements by 5% or more with 96% (135/141) exceeding enrollment targets by 10% or more. 92% (130/141) of these charter schools exceeded the required enrollment percentages of ED students by 20% or more.

## SWD Enrollment - All Charter School Types

As of the October 2024 official student enrollment count:

- 89% (130/145) schools met SWD enrollment requirements.
- 97% (141/145) of charter schools met, exceeded, or enrolled within 3% of the school's required enrollment percentage of SWD.
- Of those that failed to enroll the required percentage of SWD, five schools were within 1% of the enrollment target, six schools were within 1% - 3% of the enrollment target, three schools missed the required enrollment percentage by 3% - 5%, and one school missed the required enrollment percentage by 5% or more.
- Of those that met their SWD percentage requirements, 92% (120/130) of schools exceeded SWD student enrollment requirements by 3% or more with 50% (65/130) schools exceeding enrollment

requirements by 5% or more. 10% (13/130) of charter schools exceeded required enrollment percentages by 10% or more.

Note: There are 146 charter schools in Louisiana. One Type 2 charter school, Delhi Charter School, is located in Richland Parish and is subject to an active desegregation order which largely drives the school's enrollment processes. As such, Delhi Charter School has been removed from analyses leaving 145 charter schools for review.

\* The Academy of Excellence (ACE) gained full access to eSER after the October 1 count.

## Compliance with *R.S. 17:3991 - ED Enrollment*

### Types 1, 2, 3, and 4 Charters Schools

Enrollment requirements outlined in R.S. 17:3991 pertain only to Types 1, 2, 3 and 4 charter schools.

As of the October 2024 official student enrollment count:

- 96% (109/113) of Type 1, 2, 3 and 4 charter schools met or exceeded ED enrollment requirements.
- 98% (111/113) of Type 1, 2, 3 and 4 charter schools met, exceeded, or enrolled within 10% of the school's required percentage of ED students.
- Of those Type 1, 2, 3 and 4 charter schools that failed to enroll the required percentage of ED students, two schools were less than 5% from the required enrollment target, one school were within 5% - 10% of the enrollment target, one school missed the required enrollment percentage by 10% to 20% and zero schools missed the required enrollment percentage by more than 20%.
- Of those Type 1, 2, 3 and 4 charter schools that met their ED percentage requirements, 95% (106/111) of charter schools exceeded ED student enrollment requirements by 5% or more with 92% (102/111) exceeding enrollment targets by 10% or more. 87% (97/111) of these charter schools exceeded the required enrollment percentages of ED students by 20% or more.

Note: There are 114 Type 1, 2, 3 and 4 charter schools in Louisiana. One Type 2 charter school, Delhi Charter School, is located in Richland Parish and is subject to an active desegregation order which largely drives the school's enrollment processes. As such, Delhi Charter School has been removed from analyses leaving 113 charter schools for review.

### Locally-Authorized Charter Schools

Type 1 and 3 charter schools are authorized by local school boards (e.g. Jefferson Parish School Board) and overseen by local school systems (e.g. Jefferson Parish Public Schools). There are 66 Type 1 and 3 charter schools in Louisiana.

As of the October 2024 official student enrollment count:

- 100% (67/67) of Type 1 and Type 3 charter schools met or exceeded ED enrollment requirements.
- 100% (67/67) of Type 1 and Type 3 charter schools met, exceeded, or enrolled within 10% of the school's required percentage of ED students.

- Of those Type 1 and Type 3 charter schools that met their ED percentage requirements, 96% (64/67) of charter schools exceeded ED student enrollment requirements by 5% or more with 93% (62/67) exceeding enrollment targets by 10% or more. 90% (60/67) of these schools exceeded the required enrollment percentages of ED students by 20% or more.

## **BESE-Authorized Charter Schools**

Type 2 and 4 charter schools are authorized by BESE and overseen by LDOE.

As of the October 2024 official student enrollment count:

- 91% (42/46) of Type 2 and Type 4 charter schools met or exceeded ED enrollment requirements.
- 98% (45/46) of Type 2 and Type 4 charter schools met, exceeded, or enrolled within 10% of the school's required percentage of ED students.
- Of those Type 2 and Type 4 charter schools that failed to enroll the required percentage of ED students, two schools were less than 5% from the required enrollment target, one school was within 5% - 10% of the enrollment target, one school missed the required enrollment percentage by 10% to 20% and zero schools missed the required enrollment percentage by more than 20%.
- Of those Type 2 and Type 4 charter schools that met their ED percentage requirements, 100% (42/42) of charter schools exceeded ED student enrollment requirements by 5% or more with 95% (40/42) exceeding enrollment targets by 10% or more. 88% (37/42) of charter schools exceeded the required enrollment percentages of ED students by 20% or more.

Note: There are 47 Type 2 and 4 charter schools in Louisiana; however, Delhi Charter School has been removed from analyses due to the current desegregation order that largely drives the school's enrollment processes. This leaves 46 Type 2 and 4 charter schools to review.

## **Compliance with R.S. 17:3991 - SWD Enrollment Types 1, 2, 3, and 4 Charter Schools**

Enrollment requirements outlined in R.S. 17:3991 pertain only to Types 1, 2, 3 and 4 charter schools.

As of the October 2024 official student enrollment count:

- 87% (99/113) of Type 1, 2, 3, and 4 charter schools met SWD enrollment requirements.
- 96% (108/113) of Type 1, 2, 3, and 4 charter schools met, exceeded, or enrolled within 3% of the school's required enrollment percentage of SWD.
- Of those Type 1, 2, 3, and 4 charter schools that failed to enroll the required percentage of SWD, five schools were within 1% of the enrollment target, six schools were within 1% - 3% of the enrollment target, three schools missed the required enrollment percentage by 3% - 5%, and one school missed the required enrollment percentage by 5% or more.
- Of those Type 1, 2, 3, and 4 charter schools that met their SWD percentage requirements, 91% (89/98) of schools exceeded SWD student enrollment requirements by 3% or more with 49% (48/98) schools exceeding enrollment requirements by 5% or more.

Note: There are 113 Type 1, 2, 3 and 4 charter schools in Louisiana. One Type 2 charter school, Delhi Charter School, located in Richland Parish, is subject to an active desegregation order which largely drives the school's enrollment processes. As such, Delhi Charter School has been removed from analyses leaving 112 charter schools for review.

## Locally-Authorized Charter Schools

Type 1 and 3 charter schools are authorized by local school boards (e.g. Jefferson Parish School Board) and overseen by local school systems (e.g.) Jefferson Parish Public Schools). There are 66 Type 1 and 3 charter schools in Louisiana.

According to the October 2024 official student enrollment count:

- 98% (65/67) of Type 1 and Type 3 charter schools met SWD enrollment requirements.
- 98% (65/67) of Type 1 and Type 3 charter schools met, exceeded, or enrolled within 3% of the school's required enrollment percentage of SWD.
- Of those Type 1 and Type 3 charter schools that failed to enroll the required percentage of SWD, one school was within 1% of the enrollment target, one school was within 1% - 3% of the enrollment target, zero schools missed the required enrollment percentage by 3% - 5%, and one school missed the required enrollment percentage by 5% or more.
- Of those Type 1 and Type 3 charter schools that met their SWD percentage requirements, 92% (60/65) of schools exceeded SWD student enrollment requirements by 3% or more with 54% (35/65) schools exceeding enrollment requirements by 5% or more. 6% (4/65) of those charter schools exceeded required enrollment percentages by 10% or more.

## BESE-Authorized Charter Schools

Type 2 and 4 charter schools are authorized by BESE and overseen by LDOE.

According to the October 2024 official student enrollment count:

- 72% (33/46) of Type 2 and Type 4 charter schools met SWD enrollment requirements.
- 93% (43/46) of Type 2 and Type 4 charter schools met, exceeded, or enrolled within 3% of the school's required enrollment percentage of SWD.
- Of those Type 2 and Type 4 charter schools that failed to enroll the required percentage of SWD, four schools were within 1% of the enrollment target, five schools were within 1% - 3% of the enrollment target, three schools missed the required enrollment percentage by 3% - 5%, and zero schools missed the required enrollment percentage by 5% or more.
- Of those Type 2 and Type 4 charter schools that met their SWD percentage requirements, 88% (29/33) of schools exceeded SWD student enrollment requirements by 3% or more with 39% (13/33) schools exceeding enrollment requirements by 5% or more. 18% (6/33) of those charter schools exceeded required enrollment percentages by 10% or more.

Note: There are 47 *Type 2 and Type 4* charter schools in Louisiana. One Type 2 charter school, Delhi Charter School, located in Richland Parish, is subject to an active desegregation order which largely drives the school's enrollment processes. As such, Delhi Charter School has been removed from analyses leaving 46 Type 2 and Type 4 charter schools for review.

## COMPLIANCE WITH R.S. 17:3991

Each charter authorizer shall hold its authorized charter schools accountable for meeting the required student enrollment percentages in this Section in accordance with state law by taking the following actions for each charter school that fails to meet required enrollment percentages:

- conducting an inquiry to determine all actions taken by the charter school to attempt to meet the requirements and the reasons for such failure; and
- providing a written notice to the charter school that provides a process or actions to address the deficiencies and adequately meet the needs of students.

# APPENDIX A: DEFINITIONS AND CALCULATIONS

## Economically Disadvantaged Students

The ED calculation for all schools is based on the percentage of students that are enrolled who meet the current definition of ED used by LDOE in its annual calculations. The current definition of ED is outlined in the table below:

2024-2025 Economically Disadvantaged Definition	Data Source
Eligible for free lunch	Department of Children & Family Services
Eligible for reduced-price lunch	Department of Children & Family Services
Eligible for food assistance	Department of Children & Family Services
English Language Learner	Student Information System (SIS)
Homeless or Migrant	SIS and Louisiana MERIL2 Migrant Database
Incarcerated	SIS
Eligible for disaster food assistance	Department of Children & Family Services
Eligible for cash assistance	Department of Children & Family Services
Eligible for health care assistance	Department of Health & Hospitals
Placed in the custody of the state	Department of Children & Family Services

## Students with Disabilities

For the purposes of this standard, a SWD is defined by R.S. 17:1942, excluding students deemed to be gifted or talented. This includes any student that is evaluated according to state and federal regulation or policy and is deemed to have a mental disability, hearing impairment (including deafness), multiple disabilities, deaf-blindness, speech or language impairment, visual impairment (including blindness), emotional disturbance, orthopedic impairment, other health impairment, specific learning disability, traumatic brain injury, autism or is a student aged three through eight experiencing a developmental delay and who requires special education and related services as a result.

## APPENDIX B: SCHOOL-LEVEL DATA

### Types 1, 2, 3, 3B, 4, and 5 Charter Schools, excluding pre-2011 Charter Conversion Schools: Economically Disadvantaged Enrollment

Location	Authorizer	Charter Type	Enrollment Zone	Enrollment Zone Year	Enrollment Zone ED %	Required ED%	Oct 2024 ED%	Feb 2025 ED%	Aggregated ED %	Meets ED Requirement
Parish in which school is physically located	School Board responsible for monitoring and oversight of the charter school	The kind of charter based on school characteristics; locally-authorized schools are Types 1, 3, and 3B; BESE-Authorized schools are 2, 4, and 5	Parishes from which a school is approved to enroll	The year prior to most recent charter contract	Overall ED percentage for the Enrollment Zone in the baseline year (Enrollment Zone Year) as required by law	70% of the Enrollment Zone ED%	School ED% from October 2024 enrollment count	School ED% from February 2025 enrollment count	Aggregated ED% of all charter schools in the school system	School meets requirement if the school's October ED% meets or exceeds the required ED%

Note: As per R.S. 17: 3991. A.(1)(d) required enrollment percentages of economically disadvantaged students and students with disabilities are not applicable to Type 3B and Type 5 charter schools.

School Name	Location	Authorizer	Charter Type	Enrollment Zone	Enrollment Zone Year	Enrollment Zone ED%	Required ED%	Oct 2024 ED%	Feb 2025 ED%	Aggregated ED %	Meets ED Requirement
Avoyelles Public Charter School	Avoyelles Parish	BESE	2	Statewide	2014-2015	67.5%	47.3%	54.4%	54.3%	51.7%	Yes
LA School for Ag Science	Avoyelles Parish	BESE	4	Avoyelles	2023-2024	78.7%	55.1%	46.8%	47.6%	51.7%	No
Linwood Public Charter School	Caddo Parish	BESE	5	Caddo Parish	2023-2024	74.5%	52.2%	95.3%	95.9%	90.1%	Yes
Louisiana Key Academy Caddo	Caddo Parish	BESE	2	Statewide	2022-2023	72.1%	50.5%	54.5%	54.5%	90.1%	Yes
Magnolia School of Excellence	Caddo Parish	Caddo Parish School Board	1	Caddo Parish	2023-2024	74.5%	52.2%	89.3%	91.2%	90.1%	Yes
Pathways in Education-Louisiana Inc.	Caddo Parish	Caddo Parish School Board	1	Caddo Parish	2023-2024	74.5%	52.2%	77.7%	79.5%	90.1%	Yes

School Name	Location	Authorizer	Charter Type	Enrollment Zone	Enrollment Zone Year	Enrollment Zone ED%	Required ED%	Oct 2024 ED%	Feb 2025 ED%	Aggregated ED %	Meets ED Requirement
Fair Park Middle School	Caddo Parish	Caddo Parish School Board	3	Caddo Parish	2023-2024	74.5%	52.2%	96.4%	97.1%	90.1%	Yes
Lake Charles Charter Academy	Calcasieu Parish	BESE	2	Statewide	2021-2022	71.2%	49.8%	87.0%	85.1%	86.2%	Yes
Lake Charles College Prep	Calcasieu Parish	BESE	2	Statewide	2021-2022	71.2%	49.8%	80.5%	80.3%	86.2%	Yes
Southwest Louisiana Charter Academy	Calcasieu Parish	BESE	2	Statewide	2021-2022	71.2%	49.8%	89.4%	91.0%	86.2%	Yes
Advantage Charter Academy	City of Baker	BESE	2	Statewide	2021-2022	71.2%	49.8%	97.0%	97.0%	94.0%	Yes
GEO Prep Baker	City of Baker	BESE	2	Statewide	2021-2022	71.2%	49.8%	87.6%	87.7%	94.0%	Yes
Impact Charter School	City of Baker	BESE	2	Statewide	2021-2022	71.2%	49.8%	90.7%	91.9%	94.0%	Yes
Northshore Charter School	City of Bogalusa	City of Bogalusa School Board	1	City of Bogalusa	2021-2022	91.2%	63.9%	92.5%	94.5%	N/A	Yes
Academy of Collaborative Education (ACE)	City of Monroe	BESE	2	Statewide	2023-2024	72.5%	50.8%	68.1%	66.7%	86.4%	Yes
New Vision Learning Academy	City of Monroe	BESE	2	Statewide	2020-2021	73.5%	51.5%	93.8%	94.5%	86.4%	Yes
Northeast Claiborne Charter	Claiborne Parish	BESE	2	Statewide	2021-2022	71.2%	49.8%	83.4%	84.1%	N/A	Yes
Delta Charter School MST	Concordia Parish	BESE	2	Statewide	2017-2018	67.4%	47.2%	64.1%	64.4%	N/A	Yes
Baton Rouge Ochsner Discovery	East Baton Rouge Parish	BESE	2	Statewide	2022-2023	72.1%	50.5%	71.7%	71.5%	79.9%	Yes
Collegiate Baton Rouge	East Baton Rouge Parish	BESE	2	Statewide	2021-2022	71.2%	49.8%	96.8%	96.9%	79.9%	Yes

School Name	Location	Authorizer	Charter Type	Enrollment Zone	Enrollment Zone Year	Enrollment Zone ED%	Required ED%	Oct 2024 ED%	Feb 2025 ED%	Aggregated ED %	Meets ED Requirement
Dalton Elementary School, A Redesign School	East Baton Rouge Parish	BESE	5	East Baton Rouge Parish	2021-2022	80.1%	56.1%	98.4%	100.0%	79.9%	Yes
GEO Next Generation High School	East Baton Rouge Parish	BESE	2	Statewide	2023-2024	72.5%	50.8%	80.7%	84.0%	79.9%	Yes
GEO Prep Academy of Greater Baton Rouge	East Baton Rouge Parish	BESE	2	Statewide	2023-2024	72.5%	50.8%	83.9%	87.3%	79.9%	Yes
GEO Prep Mid-City of Greater Baton Rouge	East Baton Rouge Parish	BESE	2	Statewide	2021-2022	71.2%	49.8%	93.6%	94.4%	79.9%	Yes
Kenilworth Science and Technology Academy	East Baton Rouge Parish	BESE	2	Statewide	2022-2023	72.1%	50.5%	86.5%	88.2%	79.9%	Yes
Lanier Elementary School, A Redesign School	East Baton Rouge Parish	BESE	5	East Baton Rouge Parish	2022-2023	80.5%	56.4%	96.6%	97.4%	79.9%	Yes
Louisiana Key Academy Baton Rouge	East Baton Rouge Parish	BESE	2	Statewide	2023-2024	72.5%	50.8%	77.6%	78.5%	79.9%	Yes
Louisiana Rebirth Blended Learning Academy	East Baton Rouge Parish	BESE	2	Statewide	2023-2024	72.5%	50.8%	82.1%	86.9%	79.9%	Yes
Louisiana Virtual Charter Academy	East Baton Rouge Parish	BESE	2	Statewide	2021-2022	71.2%	49.8%	91.2%	86.9%	79.9%	Yes
Madison Preparatory Academy	East Baton Rouge Parish	BESE	2	Statewide	2020-2021	73.5%	51.5%	81.2%	82.3%	79.9%	Yes
Prescott K-8 Academy	East Baton Rouge Parish	BESE	5	East Baton Rouge Parish	2022-2023	80.5%	56.4%	97.0%	97.6%	79.9%	Yes
University View Academy, Inc. (FRM LA Connections)	East Baton Rouge Parish	BESE	2	Statewide	2021-2022	71.2%	49.8%	63.8%	64.5%	79.9%	Yes
BASIS Baton Rouge Materra Campus	East Baton Rouge Parish	East Baton Rouge Parish School Board	1	East Baton Rouge Parish	2022-2023	80.5%	56.4%	35.4%	36.4%	79.9%	Yes

School Name	Location	Authorizer	Charter Type	Enrollment Zone	Enrollment Zone Year	Enrollment Zone ED%	Required ED%	Oct 2024 ED%	Feb 2025 ED%	Aggregated ED %	Meets ED Requirement
BASIS Baton Rouge Primary Mid City	East Baton Rouge Parish	East Baton Rouge Parish School Board	1	East Baton Rouge Parish	2020-2021	78.4%	54.9%	73.5%	75.8%	79.9%	Yes
Community School For Apprenticeship Learning	East Baton Rouge Parish	East Baton Rouge Parish School Board	1	East Baton Rouge Parish	2015-2016	80.8%	56.5%	83.4%	83.4%	79.9%	Yes
CSAL Elementary	East Baton Rouge Parish	East Baton Rouge Parish School Board	1	East Baton Rouge Parish	2019-2020	78.2%	54.8%	86.5%	86.5%	79.9%	Yes
Great Hearts Harveston	East Baton Rouge Parish	East Baton Rouge Parish School Board	1	East Baton Rouge Parish	2022-2023	80.5%	56.4%	66.5%	64.7%	79.9%	Yes
Helix Aviation Academy	East Baton Rouge Parish	East Baton Rouge Parish School Board	1	East Baton Rouge Parish	2020-2021	78.4%	54.9%	93.2%	93.6%	79.9%	Yes
Helix Legal Academy	East Baton Rouge Parish	East Baton Rouge Parish School Board	1	East Baton Rouge Parish	2020-2021	78.4%	54.9%	87.4%	87.7%	79.9%	Yes
Helix Mentorship STEAM Academy	East Baton Rouge Parish	East Baton Rouge Parish School Board	1	East Baton Rouge Parish	2020-2021	78.4%	54.9%	84.7%	86.9%	79.9%	Yes
IDEA Bridge	East Baton Rouge Parish	East Baton Rouge Parish School Board	1	East Baton Rouge Parish	2022-2023	80.5%	56.4%	91.4%	93.1%	79.9%	Yes
IDEA Innovation	East Baton Rouge Parish	East Baton Rouge Parish School Board	1	East Baton Rouge Parish	2022-2023	80.5%	56.4%	83.8%	87.2%	79.9%	Yes
Inspire Charter Academy	East Baton Rouge Parish	East Baton Rouge Parish School Board	1	East Baton Rouge Parish	2023-2024	92.4%	64.7%	93.3%	97.6%	79.9%	Yes
South Baton Rouge Charter Academy	East Baton Rouge Parish	East Baton Rouge Parish School Board	1	East Baton Rouge Parish	2022-2023	80.5%	56.4%	92.9%	93.2%	79.9%	Yes
The Emerge School for Autism	East Baton Rouge Parish	East Baton Rouge Parish School Board	1	East Baton Rouge Parish	2022-2023	80.5%	56.4%	60.4%	60.9%	79.9%	Yes

School Name	Location	Authorizer	Charter Type	Enrollment Zone	Enrollment Zone Year	Enrollment Zone ED%	Required ED%	Oct 2024 ED%	Feb 2025 ED%	Aggregated ED %	Meets ED Requirement
Slaughter Community Charter School	East Feliciana Parish	East Feliciana Parish School Board	1	East Feliciana Parish	2022-2023	76.8%	53.7%	54.5%	55.5%	N/A	Yes
Iberville Charter Academy	Iberville Parish	BESE	2	Statewide	2021-2022	71.2%	49.8%	69.6%	73.0%	N/A	Yes
Athlos Academy of Jefferson Parish	Jefferson Parish	BESE	2	Statewide	2022-2023	72.1%	50.5%	87.7%	89.3%	78.2%	Yes
JCFA-East	Jefferson Parish	BESE	2	Statewide	2023-2024	72.5%	50.8%	91.4%	92.7%	78.2%	Yes
Dr. John Ochsner Discovery Health Sciences Academy	Jefferson Parish	Jefferson Parish School Board	1	Jefferson Parish	2019-2020	78.8%	55.2%	53.4%	55.3%	78.2%	Yes
JCFA	Jefferson Parish	Jefferson Parish School Board	1	Jefferson Parish	2022-2023	77.1%	54.0%	91.1%	92.4%	78.2%	Yes
Jefferson RISE Charter School	Jefferson Parish	Jefferson Parish School Board	1	Jefferson Parish	2022-2023	77.1%	54.0%	88.3%	91.1%	78.2%	Yes
Kenner Discovery Health Sciences Academy	Jefferson Parish	Jefferson Parish School Board	1	Jefferson Parish	2017-2018	78.0%	54.6%	70.1%	72.1%	78.2%	Yes
Laureate Academy Charter School	Jefferson Parish	Jefferson Parish School Board	1	Jefferson Parish	2019-2020	78.8%	55.2%	77.7%	81.0%	78.2%	Yes
Young Audiences Charter High School	Jefferson Parish	Jefferson Parish School Board	1	Jefferson Parish	2022-2023	77.1%	54.0%	85.6%	87.9%	78.2%	Yes
Young Audiences Charter School	Jefferson Parish	Jefferson Parish School Board	1	Jefferson Parish	2022-2023	77.1%	54.0%	88.4%	91.8%	78.2%	Yes
Acadiana Renaissance Charter Academy	Lafayette Parish	BESE	2	Statewide	2023-2024	72.5%	50.8%	37.7%	39.1%	58.9%	Yes
JCFA Lafayette	Lafayette Parish	BESE	2	Statewide	2021-2022	71.2%	49.8%	88.9%	88.9%	58.9%	Yes
Lafayette Renaissance Charter Academy	Lafayette Parish	BESE	2	Statewide	2022-2023	72.1%	50.5%	83.1%	84.4%	58.9%	Yes

School Name	Location	Authorizer	Charter Type	Enrollment Zone	Enrollment Zone Year	Enrollment Zone ED%	Required ED%	Oct 2024 ED%	Feb 2025 ED%	Aggregated ED %	Meets ED Requirement
Willow Charter Academy	Lafayette Parish	BESE	2	Statewide	2021-2022	71.2%	49.8%	97.7%	97.5%	58.9%	Yes
The MAX Charter School	Lafourche Parish	BESE	2	Statewide	2023-2024	72.5%	50.8%	71.0%	74.0%	50.4%	Yes
Bayou Community Academy Charter School	Lafourche Parish	Lafourche Parish School Board	1	Lafourche Parish	2015-2016	62.6%	43.8%	36.7%	37.5%	50.4%	Yes
Virtual Academy of Lafourche	Lafourche Parish	Lafourche Parish School Board	1	Lafourche Parish	2021-2022	71.7%	50.2%	60.5%	64.9%	50.4%	Yes
Lincoln Preparatory School	Lincoln Parish	BESE	2	Statewide	2020-2021	73.5%	51.5%	88.2%	87.3%	N/A	Yes
Beekman Charter School	Morehouse Parish	Morehouse Parish School Board	3	Morehouse Parish	2017-2018	76.1%	53.2%	63.8%	65.1%	N/A	Yes
Abramson Science Academy	Orleans Parish	Orleans Parish School Board	3B	Orleans Parish	2022-2023	84.3%	59.0%	94.2%	94.6%	80.3%	Yes
Alice M Harte Elementary Charter School	Orleans Parish	Orleans Parish School Board	3	Orleans Parish	2017-2018	81.4%	57.0%	79.3%	80.8%	80.3%	Yes
Arthur Ashe Charter School	Orleans Parish	Orleans Parish School Board	3B	Orleans Parish	2020-2021	84.7%	59.3%	87.8%	89.7%	80.3%	Yes
Audubon Charter Gentilly	Orleans Parish	Orleans Parish School Board	1	Orleans Parish	2022-2023	84.3%	59.0%	70.3%	72.8%	80.3%	Yes
Benjamin Franklin Elementary Math and Science	Orleans Parish	Orleans Parish School Board	3	Orleans Parish	2022-2023	84.3%	59.0%	97.8%	97.8%	80.3%	Yes
Booker T. Washington High School	Orleans Parish	Orleans Parish School Board	3B	Orleans Parish	2020-2021	84.7%	59.3%	92.6%	94.0%	80.3%	Yes
Bricolage Academy	Orleans Parish	Orleans Parish School Board	1	Orleans Parish	2017-2018	81.4%	57.0%	84.6%	87.8%	80.3%	Yes

School Name	Location	Authorizer	Charter Type	Enrollment Zone	Enrollment Zone Year	Enrollment Zone ED%	Required ED%	Oct 2024 ED%	Feb 2025 ED%	Aggregated ED %	Meets ED Requirement
Dorothy Height Charter School	Orleans Parish	Orleans Parish School Board	3B	Orleans Parish	2020-2021	84.7%	59.3%	92.6%	93.9%	80.3%	Yes
Dr. Martin Luther King Charter School for Sci Tech	Orleans Parish	Orleans Parish School Board	3B	Orleans Parish	2021-2022	86.0%	60.2%	100.0%	100.0%	80.3%	Yes
Dwight D. Eisenhower Charter School	Orleans Parish	Orleans Parish School Board	1	Orleans Parish	2022-2023	84.3%	59.0%	85.4%	86.7%	80.3%	Yes
Edward Hynes Charter School - Parkview	Orleans Parish	Orleans Parish School Board	1	Orleans Parish	2020-2021	84.7%	59.3%	80.2%	81.7%	80.3%	Yes
Edward Hynes Charter School - UNO	Orleans Parish	Orleans Parish School Board	1	Orleans Parish	2023-2024	83.7%	58.6%	49.9%	52.2%	80.3%	Yes
Einstein Charter at Sherwood Forest	Orleans Parish	Orleans Parish School Board	1	Orleans Parish	2021-2022	86.0%	60.2%	98.2%	97.7%	80.3%	Yes
Einstein Charter Middle School at Sarah Towles Reed	Orleans Parish	Orleans Parish School Board	1	Orleans Parish	2021-2022	86.0%	60.2%	97.8%	98.1%	80.3%	Yes
Einstein Charter School at Village De L'Est	Orleans Parish	Orleans Parish School Board	1	Orleans Parish	2021-2022	86.0%	60.2%	97.5%	97.0%	80.3%	Yes
Elan Academy Charter School	Orleans Parish	Orleans Parish School Board	1	Orleans Parish	2021-2022	86.0%	60.2%	87.6%	87.5%	80.3%	Yes
Eleanor McMain Secondary School	Orleans Parish	Orleans Parish School Board	3	Orleans Parish	2021-2022	86.0%	60.2%	87.8%	89.1%	80.3%	Yes
Esperanza Charter School	Orleans Parish	Orleans Parish School Board	1	Orleans Parish	2019-2020	82.9%	58.0%	89.6%	90.7%	80.3%	Yes
Fannie C. Williams Charter School	Orleans Parish	Orleans Parish School Board	3B	Orleans Parish	2021-2022	86.0%	60.2%	99.6%	100.0%	80.3%	Yes
Foundation Preparatory Academy	Orleans Parish	Orleans Parish School Board	1	Orleans Parish	2019-2020	82.9%	58.0%	94.9%	96.1%	80.3%	Yes
Frederick A. Douglass High School	Orleans Parish	Orleans Parish School Board	3B	Orleans Parish	2022-2023	84.3%	59.0%	88.3%	89.7%	80.3%	Yes

School Name	Location	Authorizer	Charter Type	Enrollment Zone	Enrollment Zone Year	Enrollment Zone ED%	Required ED%	Oct 2024 ED%	Feb 2025 ED%	Aggregated ED %	Meets ED Requirement
G. W. Carver High School	Orleans Parish	Orleans Parish School Board	3B	Orleans Parish	2019-2020	82.9%	58.0%	92.5%	92.2%	80.3%	Yes
Harriet Tubman Charter School	Orleans Parish	Orleans Parish School Board	3B	Orleans Parish	2021-2022	86.0%	60.2%	87.7%	90.6%	80.3%	Yes
Homer A. Plessy Community School	Orleans Parish	Orleans Parish School Board	1	Orleans Parish	2020-2021	84.7%	59.3%	73.5%	74.5%	80.3%	Yes
John F. Kennedy High School	Orleans Parish	Orleans Parish School Board	1	Orleans Parish	2019-2020	82.9%	58.0%	93.2%	93.1%	80.3%	Yes
KIPP Believe	Orleans Parish	Orleans Parish School Board	3B	Orleans Parish	2020-2021	84.7%	59.3%	94.1%	94.7%	80.3%	Yes
KIPP Central City	Orleans Parish	Orleans Parish School Board	3B	Orleans Parish	2020-2021	84.7%	59.3%	92.6%	94.4%	80.3%	Yes
KIPP East	Orleans Parish	Orleans Parish School Board	3B	Orleans Parish	2023-2024	83.7%	58.6%	91.5%	93.2%	80.3%	Yes
KIPP Leadership	Orleans Parish	Orleans Parish School Board	3B	Orleans Parish	2023-2024	83.7%	58.6%	95.1%	96.3%	80.3%	Yes
KIPP Morial	Orleans Parish	Orleans Parish School Board	3B	Orleans Parish	2020-2021	84.7%	59.3%	94.6%	94.9%	80.3%	Yes
L.B. Landry High School	Orleans Parish	Orleans Parish School Board	3B	Orleans Parish	2023-2024	83.7%	58.6%	94.0%	95.3%	80.3%	Yes
Langston Hughes Charter Academy	Orleans Parish	Orleans Parish School Board	3B	Orleans Parish	2022-2023	84.3%	59.0%	93.8%	94.9%	80.3%	Yes
Livingston Collegiate Academy	Orleans Parish	Orleans Parish School Board	3B	Orleans Parish	2020-2021	84.7%	59.3%	94.4%	93.2%	80.3%	Yes
Martin Behrman Charter Acad of Creative Arts & Sci	Orleans Parish	Orleans Parish School Board	3B	Orleans Parish	2021-2022	86.0%	60.2%	96.4%	97.0%	80.3%	Yes
Mary McLeod Bethune Elementary Charter School	Orleans Parish	Orleans Parish School Board	3	Orleans Parish	2022-2023	84.3%	59.0%	97.9%	98.3%	80.3%	Yes

School Name	Location	Authorizer	Charter Type	Enrollment Zone	Enrollment Zone Year	Enrollment Zone ED%	Required ED%	Oct 2024 ED%	Feb 2025 ED%	Aggregated ED %	Meets ED Requirement
McDonogh #35 College Preparatory School	Orleans Parish	Orleans Parish School Board	1	Orleans Parish	2023-2024	83.7%	58.6%	89.7%	91.9%	80.3%	Yes
Mildred Osborne Charter School	Orleans Parish	Orleans Parish School Board	1	Orleans Parish	2022-2023	84.3%	59.0%	93.2%	93.2%	80.3%	Yes
Morris Jeff Community School	Orleans Parish	Orleans Parish School Board	3B	Orleans Parish	2020-2021	84.7%	59.3%	74.0%	74.1%	80.3%	Yes
New Orleans Accelerated High School	Orleans Parish	Orleans Parish School Board	1	Orleans Parish	2019-2020	82.9%	58.0%	96.0%	93.7%	80.3%	Yes
Opportunities Academy	Orleans Parish	Orleans Parish School Board	1	Orleans Parish	2023-2024	83.7%	58.6%	96.8%	96.7%	80.3%	Yes
Phillis Wheatley Community School	Orleans Parish	Orleans Parish School Board	3B	Orleans Parish	2023-2024	83.7%	58.6%	95.2%	97.2%	80.3%	Yes
Pierre A. Capdau S.T.E.A.M School	Orleans Parish	Orleans Parish School Board	1	Orleans Parish	2019-2020	82.9%	58.0%	90.9%	93.0%	80.3%	Yes
ReNEW Dolores T. Aaron Elementary	Orleans Parish	Orleans Parish School Board	3B	Orleans Parish	2023-2024	83.7%	58.6%	95.3%	96.1%	80.3%	Yes
ReNEW Laurel	Orleans Parish	Orleans Parish School Board	3B	Orleans Parish	2023-2024	83.7%	58.6%	92.1%	92.6%	80.3%	Yes
ReNEW Schaumburg Elementary	Orleans Parish	Orleans Parish School Board	3B	Orleans Parish	2023-2024	83.7%	58.6%	92.4%	94.3%	80.3%	Yes
ReNew Robert Russa Moton Lakefront Elementary	Orleans Parish	Orleans Parish School Board	1	Orleans Parish	2020-2021	84.7%	59.3%	91.1%	92.5%	80.3%	Yes
Rooted School	Orleans Parish	Orleans Parish School Board	1	Orleans Parish	2021-2022	86.0%	60.2%	72.5%	78.0%	80.3%	Yes
Samuel J. Green Charter School	Orleans Parish	Orleans Parish School Board	3B	Orleans Parish	2023-2024	83.7%	58.6%	93.5%	94.4%	80.3%	Yes
Sarah Towles Reed High School	Orleans Parish	Orleans Parish School Board	1	Orleans Parish	2021-2022	86.0%	60.2%	98.2%	97.0%	80.3%	Yes

School Name	Location	Authorizer	Charter Type	Enrollment Zone	Enrollment Zone Year	Enrollment Zone ED%	Required ED%	Oct 2024 ED%	Feb 2025 ED%	Aggregated ED %	Meets ED Requirement
Sophie B. Wright Institute of Academic Excellence	Orleans Parish	Orleans Parish School Board	3B	Orleans Parish	2023-2024	83.7%	58.6%	86.7%	89.5%	80.3%	Yes
Success at Thurgood Marshall	Orleans Parish	Orleans Parish School Board	3B	Orleans Parish	2023-2024	83.7%	58.6%	93.9%	93.6%	80.3%	Yes
The Delores Taylor Arthur School for Young Men	Orleans Parish	Orleans Parish School Board	1	Orleans Parish	2020-2021	84.7%	59.3%	93.9%	N/A	80.3%	Yes
The NET 2 Charter High School	Orleans Parish	Orleans Parish School Board	3B	Orleans Parish	2021-2022	86.0%	60.2%	91.7%	93.9%	80.3%	Yes
The NET Charter High School	Orleans Parish	Orleans Parish School Board	3B	Orleans Parish	2019-2020	82.9%	58.0%	92.1%	90.9%	80.3%	Yes
Walter L. Cohen High School	Orleans Parish	Orleans Parish School Board	1	Orleans Parish	2022-2023	84.3%	59.0%	94.6%	94.4%	80.3%	Yes
Wilson Charter School	Orleans Parish	Orleans Parish School Board	1	Orleans Parish	2019-2020	82.9%	58.0%	89.9%	90.8%	80.3%	Yes
Young Audiences at Crocker Elementary	Orleans Parish	Orleans Parish School Board	1	Orleans Parish	2020-2021	84.7%	59.3%	95.1%	96.6%	80.3%	Yes
International High School of New Orleans	Orleans Parish	BESE	2	Statewide	2020-2021	73.5%	51.5%	83.9%	85.7%	80.3%	Yes
International School of Louisiana	Orleans Parish	BESE	2	Statewide	2014-2015	67.5%	47.3%	48.1%	50.4%	80.3%	Yes
Lycee Francais de la Nouvelle-Orleans	Orleans Parish	BESE	2	Statewide	2022-2023	72.1%	50.5%	48.5%	50.5%	80.3%	Yes
New Harmony High Institute	Orleans Parish	BESE	2	Statewide	2022-2023	72.1%	50.5%	64.5%	65.4%	80.3%	Yes
New Orleans Military & Maritime Academy	Orleans Parish	BESE	2	Statewide	2015-2016	68.8%	48.2%	80.3%	83.9%	80.3%	Yes
Noble Minds	Orleans Parish	BESE	2	Statewide	2021-2022	71.2%	49.8%	91.6%	82.9%	80.3%	Yes

School Name	Location	Authorizer	Charter Type	Enrollment Zone	Enrollment Zone Year	Enrollment Zone ED%	Required ED%	Oct 2024 ED%	Feb 2025 ED%	Aggregated ED %	Meets ED Requirement
Belle Chasse Academy	Plaquemines Parish	BESE	2	Statewide	2016-2017	71.3%	49.9%	47.0%	45.4%	N/A	No
Delhi Charter School	Richland Parish	BESE	2	Statewide	2022-2023	72.1%	50.5%	76.6%	78.6%	N/A	Yes
JS Clark Leadership Academy	St. Landry Parish	BESE	2	Statewide	2019-2020	69.1%	48.3%	89.8%	96.5%	85.9%	Yes
St. Landry Charter School	St. Landry Parish	BESE	2	Statewide	2020-2021	73.5%	51.5%	94.6%	94.3%	85.9%	Yes
Ecole Saint-Landry	St. Landry Parish	St. Landry Parish School Board	1	St. Landry Parish	2022-2023	82.5%	57.7%	65.1%	64.1%	85.9%	Yes
V. B. Glencoe Charter School	St. Mary Parish	BESE	2	Statewide	2023-2024	72.5%	50.8%	72.4%	73.5%	N/A	Yes
Louisiana Key Academy Northshore	St. Tammany Parish	BESE	2	Statewide	2021-2022	71.2%	49.8%	41.4%	42.4%	N/A	No
D'Arbonne Woods Charter School	Union Parish	BESE	2	Statewide	2023-2024	72.5%	50.8%	58.4%	52.9%	60.8%	Yes
Downsville Community Charter School	Union Parish	Union Parish School Board	3	Union Parish	2017-2018	81.2%	56.8%	65.9%	68.2%	60.8%	Yes
Vermilion Charter Academy	Vermilion Parish	BESE	2	Statewide	2023-2024	72.5%	50.8%	38.2%	53.1%	N/A	No

## Type 1, 2, 3, 3B, 4, and 5 Charter Schools, excluding pre-2011 Charter Conversion Schools: Students with Disabilities Enrollment

Location	Authorizer	Charter Type	Enrollment Zone	Enrollment Zone Year	Enrollment Zone SWD %	Required SWD%	Oct 2024 SWD%	Feb 2025 SWD%	Aggregated SWD %	Meets SWD Requirement
Parish in which school is physically located	School Board responsible for monitoring and oversight of the charter school	The kind of charter based on school characteristics; locally-authorized schools are Types 1, 3, and 3B; BESE-Authorized schools are 2, 4, and 5	Parishes from which a school is approved to enroll	The year prior to most recent charter contract	Overall SWD percentage for the Enrollment Zone in the baseline year (Enrollment Zone Year) as required by law	70% of the Enrollment Zone SWD%	School SWD% from October 2024 enrollment count	School SWD% from February 2025 enrollment count	Aggregated SWD% of all charter schools in the school system	School meets requirement if the school's October SWD% meets or exceeds the required SWD%

Note: As per R.S. 17: 3991. A.(1)(d) required enrollment percentages of economically disadvantaged students and students with disabilities are not applicable to Type 3B and Type 5 charter schools.

School Name	Location	Authorizer	Charter Type	Enrollment Zone	Enrollment Zone Year	Enrollment Zone SWD%	Required SWD%	Oct 2024 SWD%	Feb 2025 SWD%	Aggregated SWD %	Meets SWD Requirement
Avoyelles Public Charter School	Avoyelles Parish	BESE	2	Statewide	2014-2015	11.0%	7.7%	6.9%	6.1%	5.8%	No
LA School for Ag Science	Avoyelles Parish	BESE	4	Avoyelles	2023-2024	13.2%	9.2%	3.9%	<5%	5.8%	No
Linwood Public Charter School	Caddo Parish	Caddo Parish	5	Caddo Parish	2023-2024	13.2%	9.2%	6.4%	6.1%	13.9%	No
Louisiana Key Academy Caddo	Caddo Parish	BESE	2	Statewide	2022-2023	13.2%	9.2%	81.8%	>95%	13.9%	Yes
Magnolia School of Excellence	Caddo Parish	Caddo Parish School Board	1	Caddo Parish	2023-2024	13.2%	9.2%	13.9%	13.7%	13.9%	Yes
Pathways in Education-Louisiana Inc.	Caddo Parish	Caddo Parish School Board	1	Caddo Parish	2023-2024	13.2%	9.2%	10.5%	9.9%	13.9%	Yes
Fair Park Middle School	Caddo Parish	Caddo Parish School Board	3	Caddo Parish	2023-2024	13.2%	9.2%	17.6%	14.1%	13.9%	Yes
Lake Charles Charter Academy	Calcasieu Parish	BESE	2	Statewide	2021-2022	13.1%	9.2%	8.8%	8.8%	9.1%	No

School Name	Location	Authorizer	Charter Type	Enrollment Zone	Enrollment Zone Year	Enrollment Zone SWD%	Required SWD%	Oct 2024 SWD%	Feb 2025 SWD%	Aggregated SWD %	Meets SWD Requirement
Lake Charles College Prep	Calcasieu Parish	BESE	2	Statewide	2021-2022	13.1%	9.2%	8.8%	8.8%	9.1%	No
Southwest Louisiana Charter Academy	Calcasieu Parish	BESE	2	Statewide	2021-2022	13.1%	9.2%	9.7%	8.4%	9.1%	Yes
Advantage Charter Academy	City of Baker	BESE	2	Statewide	2021-2022	13.2%	9.2%	9.8%	11.3%	8.4%	Yes
GEO Prep Baker	City of Baker	BESE	2	Statewide	2021-2022	13.1%	9.2%	12.4%	9.8%	8.4%	Yes
Impact Charter School	City of Baker	BESE	2	Statewide	2021-2022	13.1%	9.2%	4.2%	<5%	8.4%	No
Northshore Charter School	City of Bogalusa	City of Bogalusa School Board	1	City of Bogalusa	2021-2022	19.0%	13.3%	17.1%	17.2%	17.1%	Yes
Academy of Collaborative Education (ACE)	City of Monroe	BESE	2	Statewide	2023-2024	13.8%	9.7%	1.1%	89.2%	1.1%	No
New Vision Learning Academy	City of Monroe	BESE	2	Statewide	2020-2021	13.0%	9.1%	12.8%	10.1%	12.8%	Yes
Northeast Claiborne Charter	Claiborne Parish	BESE	2	Statewide	2021-2022	13.1%	9.2%	7.8%	<5%	7.8%	No
Delta Charter School MST	Concordia Parish	BESE	2	Statewide	2017-2018	12.2%	8.5%	13.6%	13.5%	13.6%	Yes
Baton Rouge Ochsner Discovery	East Baton Rouge Parish	BESE	2	Statewide	2022-2023	13.2%	9.2%	16.4%	17.3%	12.4%	Yes
Collegiate Baton Rouge	East Baton Rouge Parish	BESE	2	Statewide	2021-2022	13.1%	9.2%	21.0%	21.0%	12.4%	Yes
Dalton Elementary School, A Redesign School	East Baton Rouge Parish	BESE	5	East Baton Rouge Parish	2021-2022	10.4%	7.3%	21.2%	23.7%	12.4%	Yes
GEO Next Generation High School	East Baton Rouge Parish	BESE	2	Statewide	2023-2024	13.8%	9.7%	12.9%	10.7%	12.4%	Yes

School Name	Location	Authorizer	Charter Type	Enrollment Zone	Enrollment Zone Year	Enrollment Zone SWD%	Required SWD%	Oct 2024 SWD%	Feb 2025 SWD%	Aggregated SWD %	Meets SWD Requirement
GEO Prep Academy of Greater Baton Rouge	East Baton Rouge Parish	BESE	2	Statewide	2023-2024	13.8%	9.7%	12.4%	11.8%	12.4%	Yes
GEO Prep Mid-City of Greater Baton Rouge	East Baton Rouge Parish	BESE	2	Statewide	2021-2022	13.1%	9.2%	12.0%	10.9%	12.4%	Yes
Kenilworth Science and Technology Academy	East Baton Rouge Parish	BESE	2	Statewide	2022-2023	13.2%	9.2%	9.5%	9.3%	12.4%	Yes
Lanier Elementary School, A Redesign School	East Baton Rouge Parish	BESE	5	East Baton Rouge Parish	2022-2023	10.5%	7.4%	12.4%	12.7%	12.4%	Yes
Louisiana Key Academy Baton Rouge	East Baton Rouge Parish	BESE	2	Statewide	2023-2024	13.8%	9.7%	82.2%	90.8%	12.4%	Yes
Louisiana Rebirth Blended Learning Academy	East Baton Rouge Parish	BESE	2	Statewide	2023-2024	13.8%	9.7%	9.0%	11.8%	12.4%	No
Louisiana Virtual Charter Academy	East Baton Rouge Parish	BESE	2	Statewide	2021-2022	13.1%	9.2%	12.7%	13.1%	12.4%	Yes
Madison Preparatory Academy	East Baton Rouge Parish	BESE	2	Statewide	2020-2021	13.0%	9.1%	5.8%	5.9%	12.4%	No
Prescott K-8 Academy	East Baton Rouge Parish	BESE	5	East Baton Rouge Parish	2022-2023	10.4%	7.3%	10.3%	10.2%	12.4%	Yes
University View Academy, Inc. (FRM LA Connections)	East Baton Rouge Parish	BESE	2	Statewide	2021-2022	13.1%	9.2%	13.1%	13.2%	12.4%	Yes
BASIS Baton Rouge Materra Campus	East Baton Rouge Parish	East Baton Rouge Parish School Board	1	East Baton Rouge Parish	2022-2023	10.5%	7.4%	5.7%	<5%	12.4%	No
BASIS Baton Rouge Primary Mid City	East Baton Rouge Parish	East Baton Rouge Parish School Board	1	East Baton Rouge Parish	2020-2021	10.4%	7.3%	7.3%	7.7%	12.4%	Yes
Community School For Apprenticeship Learning	East Baton Rouge Parish	East Baton Rouge Parish School Board	1	East Baton Rouge Parish	2015-2016	9.3%	6.5%	5.2%	5.3%	12.4%	Yes

School Name	Location	Authorizer	Charter Type	Enrollment Zone	Enrollment Zone Year	Enrollment Zone SWD%	Required SWD%	Oct 2024 SWD%	Feb 2025 SWD%	Aggregated SWD %	Meets SWD Requirement
CSAL Elementary	East Baton Rouge Parish	East Baton Rouge Parish School Board	1	East Baton Rouge Parish	2019-2020	10.6%	7.4%	3.8%	<5%	12.4%	No
Great Hearts Harveston	East Baton Rouge Parish	East Baton Rouge Parish School Board	1	East Baton Rouge Parish	2022-2023	10.5%	7.4%	12.8%	12.2%	12.4%	Yes
Helix Aviation Academy	East Baton Rouge Parish	East Baton Rouge Parish School Board	1	East Baton Rouge Parish	2020-2021	10.4%	7.3%	9.7%	9.8%	12.4%	Yes
Helix Legal Academy	East Baton Rouge Parish	East Baton Rouge Parish School Board	1	East Baton Rouge Parish	2020-2021	10.4%	7.3%	13.4%	13.2%	12.4%	Yes
Helix Mentorship STEAM Academy	East Baton Rouge Parish	East Baton Rouge Parish School Board	1	East Baton Rouge Parish	2020-2021	10.4%	7.3%	7.6%	8.0%	12.4%	Yes
IDEA Bridge	East Baton Rouge Parish	East Baton Rouge Parish School Board	1	East Baton Rouge Parish	2022-2023	10.5%	7.4%	10.9%	11.3%	12.4%	Yes
IDEA Innovation	East Baton Rouge Parish	East Baton Rouge Parish School Board	1	East Baton Rouge Parish	2022-2023	10.5%	7.4%	10.4%	11.5%	12.4%	Yes
Inspire Charter Academy	East Baton Rouge Parish	East Baton Rouge Parish School Board	1	East Baton Rouge Parish	2023-2024	11.1%	7.8%	9.8%	9.8%	12.4%	Yes
South Baton Rouge Charter Academy	East Baton Rouge Parish	East Baton Rouge Parish School Board	1	East Baton Rouge Parish	2022-2023	10.5%	7.4%	6.2%	6.5%	12.4%	Yes
The Emerge School for Autism	East Baton Rouge Parish	East Baton Rouge Parish School Board	1	East Baton Rouge Parish	2022-2023	10.5%	7.4%	95.8%	>95%	12.4%	Yes
Slaughter Community Charter School	East Feliciana Parish	East Feliciana Parish School Board	1	East Feliciana Parish	2022-2023	12.9%	9.0%	8.2%	7.7%	8.2%	No
Iberville Charter Academy	Iberville Parish	BESE	2	Statewide	2021-2022	13.1%	9.2%	10.9%	10.8%	10.9%	Yes
Athlos Academy of Jefferson Parish	Jefferson Parish	BESE	2	Statewide	2022-2023	13.2%	9.2%	10.9%	11.1%	13.8%	Yes

School Name	Location	Authorizer	Charter Type	Enrollment Zone	Enrollment Zone Year	Enrollment Zone SWD%	Required SWD%	Oct 2024 SWD%	Feb 2025 SWD%	Aggregated SWD %	Meets SWD Requirement
JCFA-East	Jefferson Parish	BESE	2	Statewide	2023-2024	13.8%	9.7%	16.4%	17.4%	13.8%	Yes
Dr. John Ochsner Discovery Health Sciences Academy	Jefferson Parish	Jefferson Parish School Board	1	Jefferson Parish	2019-2020	13.1%	9.2%	21.9%	21.1%	13.8%	Yes
JCFA	Jefferson Parish	Jefferson Parish School Board	1	Jefferson Parish	2022-2023	13.3%	9.3%	12.9%	13.6%	13.8%	Yes
Jefferson RISE Charter School	Jefferson Parish	Jefferson Parish School Board	1	Jefferson Parish	2022-2023	13.3%	9.3%	13.6%	13.2%	13.8%	Yes
Kenner Discovery Health Sciences Academy	Jefferson Parish	Jefferson Parish School Board	1	Jefferson Parish	2017-2018	12.4%	8.7%	14.9%	14.3%	13.8%	Yes
Laureate Academy Charter School	Jefferson Parish	Jefferson Parish School Board	1	Jefferson Parish	2019-2020	13.1%	9.2%	14.6%	15.2%	13.8%	Yes
Young Audiences Charter High School	Jefferson Parish	Jefferson Parish School Board	1	Jefferson Parish	2022-2023	13.3%	9.3%	6.4%	9.5%	13.8%	No
Young Audiences Charter School	Jefferson Parish	Jefferson Parish School Board	1	Jefferson Parish	2022-2023	13.3%	9.3%	12.5%	11.2%	13.8%	Yes
Acadiana Renaissance Charter Academy	Lafayette Parish	BESE	2	Statewide	2023-2024	13.8%	9.7%	6.4%	6.4%	6.3%	No
JCFA Lafayette	Lafayette Parish	BESE	2	Statewide	2021-2022	13.1%	9.2%	9.3%	11.1%	6.3%	Yes
Lafayette Renaissance Charter Academy	Lafayette Parish	BESE	2	Statewide	2022-2023	13.2%	9.2%	6.3%	6.7%	6.3%	No
Willow Charter Academy	Lafayette Parish	BESE	2	Statewide	2021-2022	13.1%	9.2%	5.0%	10.5%	6.3%	No
The MAX Academy at Nicholls State University	Lafourche Parish	BESE	2	Statewide	2023-2024	13.8%	9.7%	33.0%	33.3%	11.3%	Yes

School Name	Location	Authorizer	Charter Type	Enrollment Zone	Enrollment Zone Year	Enrollment Zone SWD%	Required SWD%	Oct 2024 SWD%	Feb 2025 SWD%	Aggregated SWD %	Meets SWD Requirement
Bayou Community Academy Charter School	Lafourche Parish	Lafourche Parish School Board	1	Lafourche Parish	2015-2016	7.2%	5.0%	6.2%	6.0%	11.3%	Yes
Virtual Academy of Lafourche	Lafourche Parish	Lafourche Parish School Board	1	Lafourche Parish	2021-2022	9.7%	6.8%	12.3%	12.2%	11.3%	Yes
Lincoln Preparatory School	Lincoln Parish	BESE	2	Statewide	2020-2021	13.0%	9.1%	19.1%	19.5%	19.1%	Yes
Beekman Charter School	Morehouse Parish	Morehouse Parish School Board	3	Morehouse Parish	2017-2018	15.0%	10.5%	12.4%	12.9%	12.4%	Yes
Abramson Science Academy	Orleans Parish	Orleans Parish School Board	3B	Orleans Parish	2022-2023	17.1%	12.0%	16.8%	17.3%	13.7%	Yes
Alice M Harte Elementary Charter School	Orleans Parish	Orleans Parish School Board	3	Orleans Parish	2017-2018	12.3%	8.6%	11.9%	11.7%	13.7%	Yes
Arthur Ashe Charter School	Orleans Parish	Orleans Parish School Board	3B	Orleans Parish	2020-2021	14.1%	9.9%	15.9%	16.5%	13.7%	Yes
Audubon Charter Gentilly	Orleans Parish	Orleans Parish School Board	1	Orleans Parish	2022-2023	17.1%	12.0%	20.8%	21.2%	13.7%	Yes
Benjamin Franklin Elementary Math and Science	Orleans Parish	Orleans Parish School Board	3	Orleans Parish	2022-2023	17.1%	12.0%	17.9%	18.0%	13.7%	Yes
Booker T. Washington High School	Orleans Parish	Orleans Parish School Board	3B	Orleans Parish	2020-2021	14.1%	9.9%	19.3%	18.0%	13.7%	Yes
Bricolage Academy	Orleans Parish	Orleans Parish School Board	1	Orleans Parish	2017-2018	12.3%	8.6%	19.4%	18.0%	13.7%	Yes
Dorothy Height Charter School	Orleans Parish	Orleans Parish School Board	3B	Orleans Parish	2020-2021	14.1%	9.9%	13.9%	14.0%	13.7%	Yes
Dr. Martin Luther King Charter School for Sci Tech	Orleans Parish	Orleans Parish School Board	3B	Orleans Parish	2021-2022	13.6%	9.5%	11.1%	10.1%	13.7%	Yes
Dwight D. Eisenhower Charter School	Orleans Parish	Orleans Parish School Board	1	Orleans Parish	2022-2023	17.1%	12.0%	12.0%	12.5%	13.7%	Yes

School Name	Location	Authorizer	Charter Type	Enrollment Zone	Enrollment Zone Year	Enrollment Zone SWD%	Required SWD%	Oct 2024 SWD%	Feb 2025 SWD%	Aggregated SWD %	Meets SWD Requirement
Edward Hynes Charter School - Parkview	Orleans Parish	Orleans Parish School Board	1	Orleans Parish	2020-2021	14.1%	9.9%	19.2%	19.5%	13.7%	Yes
Edward Hynes Charter School - UNO	Orleans Parish	Orleans Parish School Board	1	Orleans Parish	2023-2024	13.4%	9.4%	18.4%	18.3%	13.7%	Yes
Einstein Charter at Sherwood Forest	Orleans Parish	Orleans Parish School Board	1	Orleans Parish	2021-2022	13.6%	9.5%	10.0%	10.7%	13.7%	Yes
Einstein Charter Middle School at Sarah Towles Reed	Orleans Parish	Orleans Parish School Board	1	Orleans Parish	2021-2022	13.6%	9.5%	11.6%	10.6%	13.7%	Yes
Einstein Charter School at Village De L'Est	Orleans Parish	Orleans Parish School Board	1	Orleans Parish	2021-2022	13.6%	9.5%	5.8%	6.7%	13.7%	No
Elan Academy Charter School	Orleans Parish	Orleans Parish School Board	1	Orleans Parish	2021-2022	13.6%	9.5%	15.4%	14.2%	13.7%	Yes
Eleanor McMain Secondary School	Orleans Parish	Orleans Parish School Board	3	Orleans Parish	2021-2022	13.6%	9.5%	8.4%	8.7%	13.7%	No
Esperanza Charter School	Orleans Parish	Orleans Parish School Board	1	Orleans Parish	2019-2020	14.1%	9.9%	8.1%	8.2%	13.7%	No
Fannie C. Williams Charter School	Orleans Parish	Orleans Parish School Board	3B	Orleans Parish	2021-2022	13.6%	9.5%	13.1%	14.0%	13.7%	Yes
Foundation Preparatory Academy	Orleans Parish	Orleans Parish School Board	1	Orleans Parish	2019-2020	14.1%	9.9%	13.8%	14.7%	13.7%	Yes
Frederick A. Douglass High School	Orleans Parish	Orleans Parish School Board	3B	Orleans Parish	2022-2023	17.1%	12.0%	12.7%	12.9%	13.7%	Yes
G. W. Carver High School	Orleans Parish	Orleans Parish School Board	3B	Orleans Parish	2019-2020	14.1%	9.9%	17.4%	18.3%	13.7%	Yes
Harriet Tubman Charter School	Orleans Parish	Orleans Parish School Board	3B	Orleans Parish	2021-2022	13.6%	9.5%	16.7%	17.6%	13.7%	Yes
Homer Plessy Community School	Orleans Parish	Orleans Parish School Board	1	Orleans Parish	2020-2021	13.3%	9.3%	13.5%	13.2%	13.7%	Yes

School Name	Location	Authorizer	Charter Type	Enrollment Zone	Enrollment Zone Year	Enrollment Zone SWD%	Required SWD%	Oct 2024 SWD%	Feb 2025 SWD%	Aggregated SWD %	Meets SWD Requirement
John F. Kennedy High School	Orleans Parish	Orleans Parish School Board	1	Orleans Parish	2019-2020	14.1%	9.9%	12.8%	13.0%	13.7%	Yes
KIPP Believe	Orleans Parish	Orleans Parish School Board	3B	Orleans Parish	2020-2021	14.1%	9.9%	16.0%	17.7%	13.7%	Yes
KIPP Central City	Orleans Parish	Orleans Parish School Board	3B	Orleans Parish	2020-2021	14.1%	9.9%	13.4%	14.6%	13.7%	Yes
KIPP East	Orleans Parish	Orleans Parish School Board	3B	Orleans Parish	2023-2024	13.4%	9.4%	11.0%	11.6%	13.7%	Yes
KIPP Leadership	Orleans Parish	Orleans Parish School Board	3B	Orleans Parish	2023-2024	13.4%	9.4%	10.9%	11.7%	13.7%	Yes
KIPP Morial	Orleans Parish	Orleans Parish School Board	3B	Orleans Parish	2020-2021	14.1%	9.9%	14.7%	15.1%	13.7%	Yes
L.B. Landry High School	Orleans Parish	Orleans Parish School Board	3B	Orleans Parish	2023-2024	13.4%	9.4%	15.0%	14.1%	13.7%	Yes
Langston Hughes Charter Academy	Orleans Parish	Orleans Parish School Board	3B	Orleans Parish	2022-2023	17.1%	12.0%	12.9%	13.6%	13.7%	Yes
Livingston Collegiate Academy	Orleans Parish	Orleans Parish School Board	3B	Orleans Parish	2020-2021	114.1%	9.9%	17.5%	16.2%	13.7%	Yes
Martin Behrman Charter Academy of Creative Arts & Sci	Orleans Parish	Orleans Parish School Board	3B	Orleans Parish	2021-2022	13.6%	9.5%	9.0%	10.9%	13.7%	Yes
Mary McLeod Bethune Elementary Charter School	Orleans Parish	Orleans Parish School Board	3	Orleans Parish	2022-2023	17.1%	12.0%	16.6%	17.7%	13.7%	Yes
McDonogh #35 College Preparatory School	Orleans Parish	Orleans Parish School Board	1	Orleans Parish	2023-2024	13.4%	9.4%	15.2%	15.3%	13.7%	Yes
Mildred Osborne Charter School	Orleans Parish	Orleans Parish School Board	1	Orleans Parish	2022-2023	17.1%	12.0%	15.7%	15.3%	13.7%	Yes
Morris Jeff Community School	Orleans Parish	Orleans Parish School Board	3B	Orleans Parish	2020-2021	14.1%	9.9%	17.5%	17.2%	13.7%	Yes

School Name	Location	Authorizer	Charter Type	Enrollment Zone	Enrollment Zone Year	Enrollment Zone SWD%	Required SWD%	Oct 2024 SWD%	Feb 2025 SWD%	Aggregated SWD %	Meets SWD Requirement
New Orleans Accelerated High School	Orleans Parish	Orleans Parish School Board	1	Orleans Parish	2019-2020	14.1%	9.9%	21.6%	21.0%	13.7%	Yes
Opportunities Academy	Orleans Parish	Orleans Parish School Board	1	Orleans Parish	2023-2024	13.4%	9.4%	>95%	>95%	13.7%	Yes
Phillis Wheatley Community School	Orleans Parish	Orleans Parish School Board	3B	Orleans Parish	2023-2024	13.4%	9.4%	10.7%	10.7%	13.7%	Yes
Pierre A. Capdau S.T.E.A.M School	Orleans Parish	Orleans Parish School Board	1	Orleans Parish	2019-2020	14.12%	9.9%	10.7%	11.0%	13.7%	Yes
ReNEW Dolores T. Aaron Elementary	Orleans Parish	Orleans Parish School Board	3B	Orleans Parish	2023-2024	13.4%	9.4%	17.8%	20.3%	13.7%	Yes
ReNEW Laurel	Orleans Parish	Orleans Parish School Board	3B	Orleans Parish	2023-2024	13.4%	9.4%	38.7%	42.7%	13.7%	Yes
ReNEW Schaumburg Elementary	Orleans Parish	Orleans Parish School Board	3B	Orleans Parish	2023-2024	13.4%	9.4%	19.7%	23.6%	13.7%	Yes
ReNew Robert Russa Moton Lakefront Elementary	Orleans Parish	Orleans Parish School Board	1	Orleans Parish	2020-2021	13.4%	9.4%	12.4%	13.2%	13.7%	Yes
Rooted School	Orleans Parish	Orleans Parish School Board	1	Orleans Parish	2021-2022	13.6%	9.5%	16.1%	15.7%	13.7%	Yes
Samuel J. Green Charter School	Orleans Parish	Orleans Parish School Board	3B	Orleans Parish	2023-2024	13.4%	9.4%	13.8%	13.1%	13.7%	Yes
Sarah Towles Reed High School	Orleans Parish	Orleans Parish School Board	1	Orleans Parish	2021-2022	13.6%	9.5%	11.6%	10.6%	13.7%	Yes
Sophie B. Wright Institute of Academic Excellence	Orleans Parish	Orleans Parish School Board	3B	Orleans Parish	2023-2024	13.4%	9.4%	10.9%	10.5%	13.7%	Yes
Success at Thurgood Marshall	Orleans Parish	Orleans Parish School Board	3B	Orleans Parish	2023-2024	13.4%	9.4%	12.9%	12.9%	13.7%	Yes
The Delores Taylor Arthur School for Young Men	Orleans Parish	Orleans Parish School Board	1	Orleans Parish	2020-2021	14.1%	9.9%	24.5%	N/A	13.7%	Yes

School Name	Location	Authorizer	Charter Type	Enrollment Zone	Enrollment Zone Year	Enrollment Zone SWD%	Required SWD%	Oct 2024 SWD%	Feb 2025 SWD%	Aggregated SWD %	Meets SWD Requirement
The NET 2 Charter High School	Orleans Parish	Orleans Parish School Board	3B	Orleans Parish	2021-2022	13.6%	9.5%	15.9%	19.1%	13.7%	Yes
The NET Charter High School	Orleans Parish	Orleans Parish School Board	3B	Orleans Parish	2019-2020	14.1%	9.9%	15.8%	15.7%	13.7%	Yes
Walter L. Cohen High School	Orleans Parish	Orleans Parish School Board	1	Orleans Parish	2022-2023	17.1%	12.0%	20.4%	21.5%	13.7%	Yes
Wilson Charter School	Orleans Parish	Orleans Parish School Board	1	Orleans Parish	2019-2020	14.1%	9.9%	11.6%	11.6%	13.7%	Yes
Young Audiences at Crocker Elementary	Orleans Parish	Orleans Parish School Board	1	Orleans Parish	2020-2021	14.1%	9.9%	9.6%	9.7%	13.7%	Yes
International High School of New Orleans	Orleans Parish	BESE	2	Statewide	2020-2021	13.0%	9.1%	6.3%	6.8%	13.7%	Yes
International School of Louisiana	Orleans Parish	BESE	2	Statewide	2014-2015	11.0%	7.7%	13.5%	12.7%	13.7%	Yes
Lycee Francais de la Nouvelle-Orleans	Orleans Parish	BESE	2	Statewide	2022-2023	13.2%	9.2%	11.8%	11.7%	13.7%	Yes
New Harmony High Institute	Orleans Parish	BESE	2	Statewide	2022-2023	13.2%	9.2%	12.0%	10.2%	13.7%	Yes
New Orleans Military & Maritime Academy	Orleans Parish	BESE	2	Statewide	2015-2016	11.1%	7.8%	12.6%	12.4%	13.7%	Yes
Noble Minds	Orleans Parish	BESE	2	Statewide	2021-2022	13.1%	9.2%	24.0%	28.3%	13.7%	Yes
Belle Chasse Academy	Plaquemines Parish	BESE	2	Statewide	2016-2017	11.8%	8.3%	15.5%	15.9%	N/A	Yes
Delhi Charter School	Richland Parish	BESE	2	Statewide	2022-2023	13.2%	9.2%	8.7%	9.1%	N/A	No
JS Clark Leadership Academy	St. Landry Parish	BESE	2	Statewide	2019-2020	13.0%	9.1%	<5%	<5%	4.8%	No

School Name	Location	Authorizer	Charter Type	Enrollment Zone	Enrollment Zone Year	Enrollment Zone SWD%	Required SWD%	Oct 2024 SWD%	Feb 2025 SWD%	Aggregated SWD %	Meets SWD Requirement
St. Landry Charter School	St. Landry Parish	BESE	2	Statewide	2020-2021	13.0%	9.1%	7.3%	6.6%	4.8%	No
Ecole Saint-Landry	St. Landry Parish	St. Landry Parish School Board	1	St. Landry Parish	2022-2023	14.5%	10.1%	5.1%	5.3%	4.8%	No
V. B. Glencoe Charter School	St. Mary Parish	BESE	2	Statewide	2023-2024	13.8%	9.7%	8.5%	8.9%	N/A	No
Louisiana Key Academy Northshore	St. Tammany Parish	BESE	2	Statewide	2021-2022	13.1%	9.2%	61.7%	90.9%	N/A	Yes
D'Arbonne Woods Charter School	Union Parish	BESE	2	Statewide	2023-2024	13.8%	9.7%	10.7%	10.1%	10.8%	Yes
Downsville Community Charter School	Union Parish	Union Parish School Board	3	Union Parish	2017-2018	11.2%	7.8%	11.2%	12.3%	10.8%	Yes
Vermilion Charter Academy	Vermilion Parish	BESE	2	Statewide	2023-2024	13.8%	9.7%	8.7%	8.9%	N/A	No

## Pre-2011 Charter Conversion Schools: Economically Disadvantaged Enrollment

Location	Authorizer	Charter Type	Enrollment Zone	Enrollment Zone Year	Enrollment Zone ED %	Required ED%	Oct 2024 ED%	Feb 2025 ED%	Aggregated ED%	Meets ED Requirement
Parish in which school is physically located	School Board responsible for monitoring and oversight of the charter school	The kind of charter based on school characteristics; locally-authorized schools are Types 1, 3, and 3B; BESE-Authorized schools are 2, 4, and 5	Parishes from which a school is approved to enroll	The year prior to most recent charter contract	Overall ED percentage for the Enrollment Zone in the baseline year (Enrollment Zone Year) as required by law	70% of the Enrollment Zone ED%	School ED% from October 2024 enrollment count	School ED% from February 2025 enrollment count	Aggregated ED% of all charter schools in the school system	School meets requirement if the school's October ED% meets or exceeds the required ED%

Note: As per R.S. 17: 3991. A.(1)(d) required enrollment percentages of economically disadvantaged students and students with disabilities are not applicable to Type 3B and Type 5 charter schools.

School Name	Location	Authorizer	Charter Type	Enrollment Zone	Enrollment Zone Year	Enrollment Zone ED%	Required ED%	Oct 2024 ED%	Feb 2025 ED%	Aggregated ED%	Meets ED Requirement
Audubon Charter School	Orleans Parish	Orleans Parish	3	Orleans Parish	2004-2005	38.6%	38.6%	36.6%	37.9%	80.3%	Yes
Benjamin Franklin High School	Orleans Parish	Orleans Parish	3	Orleans Parish	2004-2005	8.3%	8.3%	31.4%	32.5%	80.3%	Yes
Edna Karr High School	Orleans Parish	Orleans Parish	3	Orleans Parish	2004-2005	43.0%	43.0%	80.8%	82.5%	80.3%	Yes
Edward Hynes Charter School - Lakeview	Orleans Parish	Orleans Parish	3	Orleans Parish	2005-2006	34.4%	34.4%	25.2%	27.4%	80.3%	Yes
Lake Forest Elementary Charter School	Orleans Parish	Orleans Parish	3	Orleans Parish	2004-2005	78.0%	78.0%	73.3%	74.7%	80.3%	Yes
New Orleans Charter Science and Mathematics HS	Orleans Parish	Orleans Parish	3	Orleans Parish	2004-2005	0.0%	0.0%	80.7%	82.2%	80.3%	Yes
The Willow School	Orleans Parish	Orleans Parish	3	Orleans Parish	2004-2005	24.4%	24.4%	20.4%	21.1%	80.3%	Yes
Warren Easton Charter High School	Orleans Parish	Orleans Parish	3	Orleans Parish	2004-2005	54.7%	54.7%	81.5%	82.8%	80.3%	Yes

## Pre-2011 Charter Conversion Schools: Students with Disabilities Enrollment

Location	Authorizer	Charter Type	Enrollment Zone	Enrollment Zone Year	Enrollment Zone SWD %	Required SWD%	Oct 2024 SWD%	Feb 2025 SWD%	Aggregated SWD%	Meets SWD Requirement
Parish in which school is physically located	School Board responsible for monitoring and oversight of the charter school	The kind of charter based on school characteristics; locally-authorized schools are Types 1, 3, and 3B; BESE-Authorized schools are 2, 4, and 5	Parishes from which a school is approved to enroll	The year prior to most recent charter contract	Overall SWD percentage for the Enrollment Zone in the baseline year (Enrollment Zone Year) as required by law	70% of the Enrollment Zone SWD%	School SWD% from October 2024 enrollment count	School SWD% from February 2025 enrollment count	Aggregated SWD% of all charter schools in the school system	School meets requirement if the school's October SWD% meets or exceeds the required SWD%

Note: As per R.S. 17: 3991. A.(1)(d) required enrollment percentages of economically disadvantaged students and students with disabilities are not applicable to Type 3B and Type 5 charter schools.

School Name	Location	Authorizer	Charter Type	Enrollment Zone	Enrollment Zone Year	Enrollment Zone SWD%	Required SWD%	Oct 2024 SWD%	Feb 2025 SWD%	Aggregated SWD%	Meets SWD Requirement
Audubon Charter School	Orleans Parish	Orleans Parish	3	Orleans Parish	2004-2005	<5%	<5%	16.3%	17.5%	13.7%	Yes
Benjamin Franklin High School	Orleans Parish	Orleans Parish	3	Orleans Parish	2004-2005	5.0%	5.0%	<5%	<5%	13.7%	Yes
Edna Karr High School	Orleans Parish	Orleans Parish	3	Orleans Parish	2004-2005	<5%	<5%	10.2%	10.3%	13.7%	Yes
Edward Hynes Charter School - Lakeview	Orleans Parish	Orleans Parish	3	Orleans Parish	2005-2006	11.4%	11.4%	9.2%	9.2%	13.7%	Yes
Lake Forest Elementary Charter School	Orleans Parish	Orleans Parish	3	Orleans Parish	2004-2005	<5%	<5%	8.8%	8.6%	13.7%	Yes
New Orleans Charter Science and Mathematics HS	Orleans Parish	Orleans Parish	3	Orleans Parish	2004-2005	<5%	<5%	12.2%	13.0%	13.7%	Yes
The Willow School	Orleans Parish	Orleans Parish	3	Orleans Parish	2004-2005	<5%	<5%	5.6%	5.9%	13.7%	Yes
Warren Easton Charter High School	Orleans Parish	Orleans Parish	3	Orleans Parish	2004-2005	8.3%	8.3%	7.6%	6.8%	13.7%	Yes

## Parish School Systems: Economically Disadvantaged Student Enrollment

Enrollment Zone	Enrollment Zone Year	Enrollment Zone ED %	Oct. 2024 ED %	Feb. 2025 ED %	Meets Enrollment Zone ED Average
Parishes from which a school is approved to enroll	The current school year	Overall ED percentage for the Enrollment Zone in the current school year	School ED % from October 2024 enrollment count	School ED % from February 2025 enrollment count	School meets Enrollment Zone average if School October Enrollment Count ED % meets or exceeds the enrollment zone ED %

Name	Parish	Enrollment Zone	Enrollment Zone Year	Enrollment Zone ED%	Oct. 2024 ED %	Feb. 2025 ED %	Meets Enrollment Zone Avg.
AMIkids Acadiana	Acadia Parish	Acadia Parish	2023-2024	74.5%	100.0%	100.0%	Yes
Armstrong Middle School	Acadia Parish	Acadia Parish	2023-2024	74.5%	87.9%	88.6%	Yes
Branch Elementary School	Acadia Parish	Acadia Parish	2023-2024	74.5%	62.3%	62.6%	No
Central Rayne Kindergarten School	Acadia Parish	Acadia Parish	2023-2024	74.5%	79.9%	83.9%	Yes
Church Point Elementary School	Acadia Parish	Acadia Parish	2023-2024	74.5%	85.9%	87.7%	Yes
Church Point Head Start Center	Acadia Parish	Acadia Parish	2023-2024	74.5%	83.3%	83.3%	Yes
Church Point High School	Acadia Parish	Acadia Parish	2023-2024	74.5%	64.7%	66.7%	No
Church Point Middle School	Acadia Parish	Acadia Parish	2023-2024	74.5%	81.8%	83.7%	Yes
Crowley High School	Acadia Parish	Acadia Parish	2023-2024	74.5%	81.0%	84.3%	Yes
Crowley Kindergarten School	Acadia Parish	Acadia Parish	2023-2024	74.5%	91.4%	92.0%	Yes
Crowley Middle School	Acadia Parish	Acadia Parish	2023-2024	74.5%	93.7%	95.0%	Yes
Egan Elementary School	Acadia Parish	Acadia Parish	2023-2024	74.5%	51.7%	54.7%	No
Estherwood Elementary School	Acadia Parish	Acadia Parish	2023-2024	74.5%	70.1%	72.7%	No

Name	Parish	Enrollment Zone	Enrollment Zone Year	Enrollment Zone ED%	Oct. 2024 ED %	Feb. 2025 ED %	Meets Enrollment Zone Avg.
Estherwood Head Start Center	Acadia Parish	Acadia Parish	2023-2024	74.5%	100.0%	100.0%	Yes
Evangeline Elementary School	Acadia Parish	Acadia Parish	2023-2024	74.5%	56.9%	58.1%	No
Iota Elementary School	Acadia Parish	Acadia Parish	2023-2024	74.5%	60.1%	61.6%	No
Iota High School	Acadia Parish	Acadia Parish	2023-2024	74.5%	43.5%	43.8%	No
Iota Middle School	Acadia Parish	Acadia Parish	2023-2024	74.5%	46.4%	48.1%	No
Martin Petitjean Elementary School	Acadia Parish	Acadia Parish	2023-2024	74.5%	89.9%	91.9%	Yes
Mermentau Elementary School	Acadia Parish	Acadia Parish	2023-2024	74.5%	63.2%	65.5%	No
Midland High School	Acadia Parish	Acadia Parish	2023-2024	74.5%	59.6%	59.4%	No
Mire Elementary School	Acadia Parish	Acadia Parish	2023-2024	74.5%	57.6%	60.5%	No
Morse Elementary School	Acadia Parish	Acadia Parish	2023-2024	74.5%	63.0%	63.8%	No
North Crowley Elementary School	Acadia Parish	Acadia Parish	2023-2024	74.5%	88.2%	89.1%	Yes
Rayne Head Start Center	Acadia Parish	Acadia Parish	2023-2024	74.5%	92.9%	88.9%	Yes
Rayne High School	Acadia Parish	Acadia Parish	2023-2024	74.5%	68.8%	70.1%	No
Richard Elementary School	Acadia Parish	Acadia Parish	2023-2024	74.5%	49.0%	50.2%	No
Ross Elementary School	Acadia Parish	Acadia Parish	2023-2024	74.5%	95.7%	97.1%	Yes
Ross Head Start Center	Acadia Parish	Acadia Parish	2023-2024	74.5%	92.3%	92.9%	Yes
South Crowley Elementary School	Acadia Parish	Acadia Parish	2023-2024	74.5%	92.5%	93.8%	Yes
South Rayne Elementary School	Acadia Parish	Acadia Parish	2023-2024	74.5%	87.2%	88.4%	Yes
Elizabeth High School	Allen Parish	Allen Parish	2023-2024	71.3%	65.4%	64.9%	No
Fairview High School	Allen Parish	Allen Parish	2023-2024	71.3%	67.2%	67.0%	No

Name	Parish	Enrollment Zone	Enrollment Zone Year	Enrollment Zone ED%	Oct. 2024 ED %	Feb. 2025 ED %	Meets Enrollment Zone Avg.
Kinder Elementary School	Allen Parish	Allen Parish	2023-2024	71.3%	70.9%	71.7%	No
Kinder High School	Allen Parish	Allen Parish	2023-2024	71.3%	62.0%	63.0%	No
Kinder Middle School	Allen Parish	Allen Parish	2023-2024	71.3%	65.9%	66.5%	No
Oakdale Elementary School	Allen Parish	Allen Parish	2023-2024	71.3%	77.7%	79.2%	Yes
Oakdale High School	Allen Parish	Allen Parish	2023-2024	71.3%	71.9%	72.3%	Yes
Oakdale Middle School	Allen Parish	Allen Parish	2023-2024	71.3%	78.5%	79.0%	Yes
Oberlin Elementary School	Allen Parish	Allen Parish	2023-2024	71.3%	70.5%	72.4%	No
Oberlin High School	Allen Parish	Allen Parish	2023-2024	71.3%	72.8%	73.7%	Yes
Reeves High School	Allen Parish	Allen Parish	2023-2024	71.3%	65.4%	66.3%	No
Ascension Head Start	Ascension Parish	Ascension Parish	2023-2024	55.1%	100.0%	100.0%	Yes
Bluff Middle School	Ascension Parish	Ascension Parish	2023-2024	55.1%	33.4%	34.1%	No
Bluff Ridge Primary	Ascension Parish	Ascension Parish	2023-2024	55.1%	40.9%	41.4%	No
Bullion Primary School	Ascension Parish	Ascension Parish	2023-2024	55.1%	38.1%	38.8%	No
Central Middle School	Ascension Parish	Ascension Parish	2023-2024	55.1%	59.3%	63.2%	Yes
Central Primary School	Ascension Parish	Ascension Parish	2023-2024	55.1%	60.5%	62.9%	Yes
Donaldsonville High School	Ascension Parish	Ascension Parish	2023-2024	55.1%	91.1%	94.0%	Yes
Donaldsonville Primary School	Ascension Parish	Ascension Parish	2023-2024	55.1%	92.5%	93.8%	Yes
Duplessis Primary School	Ascension Parish	Ascension Parish	2023-2024	55.1%	64.8%	68.4%	Yes
Dutchtown High School	Ascension Parish	Ascension Parish	2023-2024	55.1%	34.2%	36.1%	No
Dutchtown Middle School	Ascension Parish	Ascension Parish	2023-2024	55.1%	40.2%	42.0%	No

Name	Parish	Enrollment Zone	Enrollment Zone Year	Enrollment Zone ED%	Oct. 2024 ED %	Feb. 2025 ED %	Meets Enrollment Zone Avg.
Dutchtown Primary School	Ascension Parish	Ascension Parish	2023-2024	55.1%	51.8%	53.7%	No
East Ascension High School	Ascension Parish	Ascension Parish	2023-2024	55.1%	60.5%	65.2%	Yes
G. W. Carver Primary School	Ascension Parish	Ascension Parish	2023-2024	55.1%	72.9%	77.7%	Yes
Galvez Middle School	Ascension Parish	Ascension Parish	2023-2024	55.1%	55.9%	57.9%	Yes
Galvez Primary School	Ascension Parish	Ascension Parish	2023-2024	55.1%	51.2%	52.6%	No
Gonzales Middle School	Ascension Parish	Ascension Parish	2023-2024	55.1%	71.4%	76.0%	Yes
Gonzales Primary School	Ascension Parish	Ascension Parish	2023-2024	55.1%	76.8%	80.0%	Yes
Lake Elementary School	Ascension Parish	Ascension Parish	2023-2024	55.1%	46.2%	47.4%	No
Lakeside Primary School	Ascension Parish	Ascension Parish	2023-2024	55.1%	60.2%	62.5%	Yes
Lowery Elementary School	Ascension Parish	Ascension Parish	2023-2024	55.1%	93.5%	96.3%	Yes
Lowery Middle School	Ascension Parish	Ascension Parish	2023-2024	55.1%	92.4%	93.5%	Yes
Oak Grove Primary School	Ascension Parish	Ascension Parish	2023-2024	55.1%	42.6%	43.2%	No
Pecan Grove Primary School	Ascension Parish	Ascension Parish	2023-2024	55.1%	74.8%	75.3%	Yes
Prairieville High School	Ascension Parish	Ascension Parish	2023-2024	55.1%	47.6%	50.0%	No
Prairieville Middle School	Ascension Parish	Ascension Parish	2023-2024	55.1%	40.1%	41.1%	No
Prairieville Primary School	Ascension Parish	Ascension Parish	2023-2024	55.1%	38.5%	39.2%	No
Sorrento Primary School	Ascension Parish	Ascension Parish	2023-2024	55.1%	61.7%	65.3%	Yes
Spanish Lake Primary School	Ascension Parish	Ascension Parish	2023-2024	55.1%	46.5%	47.1%	No
St. Amant High School	Ascension Parish	Ascension Parish	2023-2024	55.1%	45.2%	46.6%	No
St. Amant Middle School	Ascension Parish	Ascension Parish	2023-2024	55.1%	54.1%	56.9%	No

Name	Parish	Enrollment Zone	Enrollment Zone Year	Enrollment Zone ED%	Oct. 2024 ED %	Feb. 2025 ED %	Meets Enrollment Zone Avg.
St. Amant Primary School	Ascension Parish	Ascension Parish	2023-2024	55.1%	49.9%	52.1%	No
Sugar Mill Primary	Ascension Parish	Ascension Parish	2023-2024	55.1%	61.5%	64.4%	Yes
Assumption High School	Assumption Parish	Assumption Parish	2023-2024	70.6%	58.0%	63.6%	No
Bayou L'Ourse Primary School	Assumption Parish	Assumption Parish	2023-2024	70.6%	75.0%	75.8%	Yes
Belle Rose Middle School	Assumption Parish	Assumption Parish	2023-2024	70.6%	89.6%	96.0%	Yes
Belle Rose Primary School	Assumption Parish	Assumption Parish	2023-2024	70.6%	92.5%	93.0%	Yes
Labadieville Middle School	Assumption Parish	Assumption Parish	2023-2024	70.6%	87.4%	89.6%	Yes
Labadieville Primary School	Assumption Parish	Assumption Parish	2023-2024	70.6%	86.6%	87.7%	Yes
Napoleonville Middle School	Assumption Parish	Assumption Parish	2023-2024	70.6%	62.3%	65.1%	No
Napoleonville Primary School	Assumption Parish	Assumption Parish	2023-2024	70.6%	72.9%	77.9%	Yes
Pierre Part Elementary School	Assumption Parish	Assumption Parish	2023-2024	70.6%	57.0%	59.5%	No
Avoyelles High School	Avoyelles Parish	Avoyelles Parish	2023-2024	78.7%	78.4%	79.6%	No
Bunkie Elementary School	Avoyelles Parish	Avoyelles Parish	2023-2024	78.7%	88.5%	90.7%	Yes
Bunkie Magnet High School	Avoyelles Parish	Avoyelles Parish	2023-2024	78.7%	66.6%	69.8%	No
Cottonport Elementary	Avoyelles Parish	Avoyelles Parish	2023-2024	78.7%	91.5%	92.3%	Yes
Lafargue Elementary School	Avoyelles Parish	Avoyelles Parish	2023-2024	78.7%	70.8%	71.8%	No
Marksville Elementary School	Avoyelles Parish	Avoyelles Parish	2023-2024	78.7%	86.7%	89.1%	Yes
Marksville High School	Avoyelles Parish	Avoyelles Parish	2023-2024	78.7%	81.0%	82.2%	Yes
Plaucheville Elementary School	Avoyelles Parish	Avoyelles Parish	2023-2024	78.7%	84.8%	86.0%	Yes
Riverside Elementary School	Avoyelles Parish	Avoyelles Parish	2023-2024	78.7%	92.5%	93.6%	Yes

Name	Parish	Enrollment Zone	Enrollment Zone Year	Enrollment Zone ED%	Oct. 2024 ED %	Feb. 2025 ED %	Meets Enrollment Zone Avg.
DeRidder Elementary	Beauregard Parish	Beauregard Parish	2023-2024	54.1%	66.9%	67.9%	Yes
DeRidder High School	Beauregard Parish	Beauregard Parish	2023-2024	57.5%	54.0%	54.2%	No
DeRidder Junior High School	Beauregard Parish	Beauregard Parish	2023-2024	54.1%	59.2%	59.3%	Yes
East Beauregard Elementary School	Beauregard Parish	Beauregard Parish	2023-2024	54.1%	60.0%	62.0%	Yes
East Beauregard High School	Beauregard Parish	Beauregard Parish	2023-2024	54.1%	62.7%	62.2%	Yes
K.R. Hanchey Elementary School	Beauregard Parish	Beauregard Parish	2023-2024	54.1%	70.6%	71.9%	Yes
Merryville High School	Beauregard Parish	Beauregard Parish	2023-2024	54.1%	67.4%	68.1%	Yes
Pine Wood Elementary School	Beauregard Parish	Beauregard Parish	2023-2024	54.1%	63.8%	66.3%	Yes
Singer High School	Beauregard Parish	Beauregard Parish	2023-2024	54.1%	70.3%	68.6%	Yes
South Beauregard Elementary School	Beauregard Parish	Beauregard Parish	2023-2024	54.1%	50.5%	51.0%	No
South Beauregard High School	Beauregard Parish	Beauregard Parish	2023-2024	54.1%	41.5%	41.8%	No
South Beauregard Upper Elementary School	Beauregard Parish	Beauregard Parish	2023-2024	54.1%	44.5%	45.5%	No
Arcadia High School	Bienville Parish	Bienville Parish	2023-2024	75.9%	89.5%	88.1%	Yes
Castor High School	Bienville Parish	Bienville Parish	2023-2024	75.9%	56.2%	59.4%	No
Crawford Elementary School	Bienville Parish	Bienville Parish	2023-2024	75.9%	94.6%	95.3%	Yes
Gibbsland-Coleman High School	Bienville Parish	Bienville Parish	2023-2024	75.9%	86.3%	87.5%	Yes
Ringgold Elementary School	Bienville Parish	Bienville Parish	2023-2024	75.9%	87.4%	88.4%	Yes
Ringgold High School	Bienville Parish	Bienville Parish	2023-2024	75.9%	84.9%	85.8%	Yes
Saline High School	Bienville Parish	Bienville Parish	2023-2024	75.9%	57.5%	58.0%	No
Airline High School	Bossier Parish	Bossier Parish	2023-2024	59.1%	58.5%	59.6%	No

Name	Parish	Enrollment Zone	Enrollment Zone Year	Enrollment Zone ED%	Oct. 2024 ED %	Feb. 2025 ED %	Meets Enrollment Zone Avg.
Apollo Elementary School	Bossier Parish	Bossier Parish	2023-2024	59.1%	65.9%	66.2%	Yes
Bellaire Elementary School	Bossier Parish	Bossier Parish	2023-2024	59.1%	57.7%	60.1%	No
Benton Elementary School	Bossier Parish	Bossier Parish	2023-2024	59.1%	48.3%	50.4%	No
Benton High School	Bossier Parish	Bossier Parish	2023-2024	59.1%	27.5%	28.5%	No
Benton Intermediate School	Bossier Parish	Bossier Parish	2023-2024	59.1%	33.6%	35.3%	No
Benton Middle School	Bossier Parish	Bossier Parish	2023-2024	59.1%	31.1%	32.2%	No
Bossier Elementary School	Bossier Parish	Bossier Parish	2023-2024	59.1%	94.6%	97.0%	Yes
Bossier High School	Bossier Parish	Bossier Parish	2023-2024	59.1%	90.2%	91.3%	Yes
Central Park Elementary School	Bossier Parish	Bossier Parish	2023-2024	59.1%	91.9%	93.6%	Yes
Cope Middle School	Bossier Parish	Bossier Parish	2023-2024	59.1%	60.6%	62.0%	Yes
Curtis Elementary School	Bossier Parish	Bossier Parish	2023-2024	59.1%	59.6%	62.6%	Yes
Elm Grove Elementary School	Bossier Parish	Bossier Parish	2023-2024	59.1%	53.6%	53.6%	No
Elm Grove Middle School	Bossier Parish	Bossier Parish	2023-2024	59.1%	52.7%	54.5%	No
Greenacres Middle School	Bossier Parish	Bossier Parish	2023-2024	59.1%	75.3%	76.2%	Yes
Haughton Elementary School	Bossier Parish	Bossier Parish	2023-2024	59.1%	55.2%	56.5%	No
Haughton High School	Bossier Parish	Bossier Parish	2023-2024	59.1%	50.1%	50.7%	No
Haughton Middle School	Bossier Parish	Bossier Parish	2023-2024	59.1%	53.1%	54.2%	No
Kingston Elementary School	Bossier Parish	Bossier Parish	2023-2024	59.1%	26.5%	26.8%	No
Legacy Elementary School	Bossier Parish	Bossier Parish	2023-2024	59.1%	32.2%	34.3%	No
Meadowview Elementary School	Bossier Parish	Bossier Parish	2023-2024	59.1%	90.2%	91.2%	Yes

Name	Parish	Enrollment Zone	Enrollment Zone Year	Enrollment Zone ED%	Oct. 2024 ED %	Feb. 2025 ED %	Meets Enrollment Zone Avg.
Parkway High School	Bossier Parish	Bossier Parish	2023-2024	59.1%	51.4%	52.8%	No
Plain Dealing High School	Bossier Parish	Bossier Parish	2023-2024	59.1%	81.3%	82.4%	Yes
Plantation Park Elementary School	Bossier Parish	Bossier Parish	2023-2024	59.1%	93.9%	95.6%	Yes
Platt Elementary School	Bossier Parish	Bossier Parish	2023-2024	59.1%	57.5%	58.8%	No
Princeton Elementary School	Bossier Parish	Bossier Parish	2023-2024	59.1%	51.9%	53.8%	No
R. V. Kerr Elementary School	Bossier Parish	Bossier Parish	2023-2024	59.1%	87.9%	89.0%	Yes
Rusheon Middle School	Bossier Parish	Bossier Parish	2023-2024	59.1%	90.6%	91.1%	Yes
Stockwell Place Elementary School	Bossier Parish	Bossier Parish	2023-2024	59.1%	45.0%	46.5%	No
Sun City Elementary School	Bossier Parish	Bossier Parish	2023-2024	59.1%	53.0%	54.4%	No
T.L. Rodes Elementary School	Bossier Parish	Bossier Parish	2023-2024	59.1%	53.2%	54.6%	No
W.T. Lewis Elementary School	Bossier Parish	Bossier Parish	2023-2024	59.1%	46.2%	49.5%	No
Waller Elementary School	Bossier Parish	Bossier Parish	2023-2024	59.1%	87.3%	86.8%	Yes
A.C. Steere Elementary School	Caddo Parish	Caddo Parish	2023-2024	74.5%	54.8%	55.5%	No
Academic Recovery Ombudsman	Caddo Parish	Caddo Parish	2023-2024	74.5%	91.1%	93.5%	Yes
AMIkids Caddo	Caddo Parish	Caddo Parish	2023-2024	74.5%	100%	98.7%	Yes
Atkins Technology Elementary School	Caddo Parish	Caddo Parish	2023-2024	74.5%	97.0%	97.9%	Yes
Bethune/Oak Park Elementary	Caddo Parish	Caddo Parish	2023-2024	74.5%	97.6%	98.0%	Yes
Blanchard Elementary School	Caddo Parish	Caddo Parish	2023-2024	74.5%	64.9%	65.4%	No
Booker T. Washington High	Caddo Parish	Caddo Parish	2023-2024	74.5%	92.8%	93.1%	Yes
Broadmoor STEM Academy	Caddo Parish	Caddo Parish	2023-2024	74.5%	85.6%	88.4%	Yes

Name	Parish	Enrollment Zone	Enrollment Zone Year	Enrollment Zone ED%	Oct. 2024 ED %	Feb. 2025 ED %	Meets Enrollment Zone Avg.
C.E. Byrd High School	Caddo Parish	Caddo Parish	2023-2024	74.5%	47.7%	49.2%	No
Caddo Heights Math/Science Elementary School	Caddo Parish	Caddo Parish	2023-2024	74.5%	94.2%	95.2%	Yes
Caddo Middle Career and Technology School	Caddo Parish	Caddo Parish	2023-2024	74.5%	96.1%	96.6%	Yes
Caddo Parish Magnet High School	Caddo Parish	Caddo Parish	2023-2024	74.5%	26.9%	28.2%	No
Caddo Parish Middle Magnet School	Caddo Parish	Caddo Parish	2023-2024	74.5%	25.4%	26.1%	No
Caddo Virtual Academy	Caddo Parish	Caddo Parish	2023-2024	74.5%	60.2%	64.1%	No
Captain Shreve High School	Caddo Parish	Caddo Parish	2023-2024	74.5%	58.1%	59.8%	No
Cherokee Park Elementary School	Caddo Parish	Caddo Parish	2023-2024	74.5%	96.1%	95.7%	Yes
Claiborne Fundamental Elementary School	Caddo Parish	Caddo Parish	2023-2024	74.5%	65.7%	67.0%	No
Creswell Elementary School	Caddo Parish	Caddo Parish	2023-2024	74.5%	93.6%	93.0%	Yes
Donnie Bickham Middle School	Caddo Parish	Caddo Parish	2023-2024	74.5%	74.5%	75.8%	Yes
Eden Gardens Fundamental Elementary School	Caddo Parish	Caddo Parish	2023-2024	74.5%	19.6%	19.4%	No
Eighty-First Street ECE Center	Caddo Parish	Caddo Parish	2023-2024	74.5%	77.4%	80.8%	Yes
Fairfield Magnet School	Caddo Parish	Caddo Parish	2023-2024	74.5%	20.7%	21.4%	No
Forest Hill Elementary School	Caddo Parish	Caddo Parish	2023-2024	74.5%	84.1%	86.2%	Yes
Green Oaks Performing Arts Academy	Caddo Parish	Caddo Parish	2023-2024	74.5%	95.2%	95.1%	Yes
Herndon Magnet School	Caddo Parish	Caddo Parish	2023-2024	74.5%	35.9%	36.8%	No
Huntington High School	Caddo Parish	Caddo Parish	2023-2024	74.5%	79.8%	81.5%	Yes
J. S. Clark Elementary School	Caddo Parish	Caddo Parish	2023-2024	74.5%	96.7%	97.2%	Yes
Judson Fundamental Elementary School	Caddo Parish	Caddo Parish	2023-2024	74.5%	70.5%	82.1%	No

Name	Parish	Enrollment Zone	Enrollment Zone Year	Enrollment Zone ED%	Oct. 2024 ED %	Feb. 2025 ED %	Meets Enrollment Zone Avg.
Keithville Elementary/Middle School	Caddo Parish	Caddo Parish	2023-2024	74.5%	81.0%	85.3%	Yes
Midway Professional Development Center	Caddo Parish	Caddo Parish	2023-2024	74.5%	95.8%	96.4%	Yes
Mooringsport Elementary School	Caddo Parish	Caddo Parish	2023-2024	74.5%	80.3%	82.1%	Yes
North Caddo Elementary-Middle School	Caddo Parish	Caddo Parish	2023-2024	74.5%	85.2%	85.2%	Yes
North Caddo High School	Caddo Parish	Caddo Parish	2023-2024	74.5%	72.0%	71.9%	No
North Highlands Elementary School	Caddo Parish	Caddo Parish	2023-2024	74.5%	87.2%	86.9%	Yes
Linear/Northside Middle School	Caddo Parish	Caddo Parish	2023-2024	74.5%	95.8%	96.4%	Yes
Northwood High School	Caddo Parish	Caddo Parish	2023-2024	74.5%	61.3%	62.4%	No
Pine Grove Elementary School	Caddo Parish	Caddo Parish	2023-2024	74.5%	96.6%	97.3%	Yes
Queensborough Elementary School	Caddo Parish	Caddo Parish	2023-2024	74.5%	96.7%	97.1%	Yes
Ridgewood Middle School	Caddo Parish	Caddo Parish	2023-2024	74.5%	89.8%	91.2%	Yes
Riverside Elementary School	Caddo Parish	Caddo Parish	2023-2024	74.5%	72.9%	73.7%	No
Shreve Island Elementary School	Caddo Parish	Caddo Parish	2023-2024	74.5%	65.3%	66.8%	No
South Highlands Elementary Magnet School	Caddo Parish	Caddo Parish	2023-2024	74.5%	12.1%	13.0%	No
Southern Hills Elementary School	Caddo Parish	Caddo Parish	2023-2024	74.5%	91.4%	92.7%	Yes
Southwood High School	Caddo Parish	Caddo Parish	2023-2024	74.5%	77.5%	79.4%	Yes
Summer Grove Elementary School	Caddo Parish	Caddo Parish	2023-2024	74.5%	90.0%	91.1%	Yes
Summerfield Elementary School	Caddo Parish	Caddo Parish	2023-2024	74.5%	81.6%	83.2%	Yes
Turner Elementary Middle School	Caddo Parish	Caddo Parish	2023-2024	74.5%	88.7%	90.5%	Yes
University Elementary School	Caddo Parish	Caddo Parish	2023-2024	74.5%	61.0%	62.0%	No

Name	Parish	Enrollment Zone	Enrollment Zone Year	Enrollment Zone ED%	Oct. 2024 ED %	Feb. 2025 ED %	Meets Enrollment Zone Avg.
Walnut Hill Elementary/Middle School	Caddo Parish	Caddo Parish	2023-2024	74.5%	71.4%	72.8%	No
Westwood Elementary School	Caddo Parish	Caddo Parish	2023-2024	74.5%	93.0%	92.8%	Yes
Woodlawn Leadership Academy (High school)	Caddo Parish	Caddo Parish	2023-2024	74.5%	92.6%	93.1%	Yes
Youree Dr. Middle Advanced Placement Magnet School	Caddo Parish	Caddo Parish	2023-2024	74.5%	68.0%	68.9%	No
A. A. Nelson Elementary School	Calcasieu Parish	Calcasieu Parish	2023-2024	63.3%	59.3%	62.9%	No
Alfred M. Barbe High School	Calcasieu Parish	Calcasieu Parish	2023-2024	63.3%	44.3%	47.5%	No
Barbe Elementary School	Calcasieu Parish	Calcasieu Parish	2023-2024	63.3%	83.8%	89.9%	Yes
Bell City High School	Calcasieu Parish	Calcasieu Parish	2023-2024	63.3%	40.6%	43.8%	No
Brenda Hunter Head Start Center	Calcasieu Parish	Calcasieu Parish	2023-2024	63.3%	97.6%	98.4%	Yes
Brentwood Elementary School	Calcasieu Parish	Calcasieu Parish	2023-2024	63.3%	93.2%	95.6%	Yes
College Oaks Elementary School	Calcasieu Parish	Calcasieu Parish	2023-2024	63.3%	84.0%	84.3%	Yes
Combre-Fondel Elementary School	Calcasieu Parish	Calcasieu Parish	2023-2024	63.3%	86.9%	89.0%	Yes
Cypress Cove Elementary School	Calcasieu Parish	Calcasieu Parish	2023-2024	63.3%	60.3%	68.0%	No
DeQuincy Elementary School	Calcasieu Parish	Calcasieu Parish	2023-2024	63.3%	57.2%	63.0%	No
DeQuincy High School	Calcasieu Parish	Calcasieu Parish	2023-2024	63.3%	46.6%	51.4%	No
DeQuincy Middle School	Calcasieu Parish	Calcasieu Parish	2023-2024	63.3%	54.8%	61.7%	No
DeQuincy Primary School	Calcasieu Parish	Calcasieu Parish	2023-2024	63.3%	67.7%	72.4%	Yes
Dolby Elementary School	Calcasieu Parish	Calcasieu Parish	2023-2024	63.3%	60.7%	66.6%	No
E. K. Key Elementary School	Calcasieu Parish	Calcasieu Parish	2023-2024	63.3%	67.2%	72.0%	Yes

Name	Parish	Enrollment Zone	Enrollment Zone Year	Enrollment Zone ED%	Oct. 2024 ED %	Feb. 2025 ED %	Meets Enrollment Zone Avg.
F. K. White Middle School	Calcasieu Parish	Calcasieu Parish	2023-2024	63.3%	70.8%	74.6%	Yes
Fairview Elementary School	Calcasieu Parish	Calcasieu Parish	2023-2024	63.3%	87.3%	90.0%	Yes
Frasch Elementary School	Calcasieu Parish	Calcasieu Parish	2023-2024	63.3%	44.7%	49.8%	No
Gillis Elementary School	Calcasieu Parish	Calcasieu Parish	2023-2024	63.3%	56.1%	61.8%	No
Henry Heights Elementary School	Calcasieu Parish	Calcasieu Parish	2023-2024	63.3%	82.0%	83.4%	Yes
Iowa High School	Calcasieu Parish	Calcasieu Parish	2023-2024	63.3%	56.0%	60.6%	No
J. I. Watson Elementary School	Calcasieu Parish	Calcasieu Parish	2023-2024	63.3%	74.8%	79.9%	Yes
Jake Drost School for Exceptional Children	Calcasieu Parish	Calcasieu Parish	2023-2024	63.3%	94.3%	97.1%	Yes
Jessie D. Clifton Elementary School	Calcasieu Parish	Calcasieu Parish	2023-2024	63.3%	96.2%	98.1%	Yes
John F. Kennedy Elementary School	Calcasieu Parish	Calcasieu Parish	2023-2024	63.3%	94.3%	100.0%	Yes
John J. Johnson II Elementary School	Calcasieu Parish	Calcasieu Parish	2023-2024	63.3%	94.0%	97.8%	Yes
LaGrange High School	Calcasieu Parish	Calcasieu Parish	2023-2024	63.3%	85.8%	88.7%	Yes
LeBlanc Middle School	Calcasieu Parish	Calcasieu Parish	2023-2024	63.3%	62.8%	66.4%	No
LeBleu Settlement Elementary School	Calcasieu Parish	Calcasieu Parish	2023-2024	63.3%	52.9%	60.3%	No
M. J. Kaufman Elementary School	Calcasieu Parish	Calcasieu Parish	2023-2024	63.3%	84.8%	90.0%	Yes
Maplewood Elementary	Calcasieu Parish	Calcasieu Parish	2023-2024	63.3%	58.0%	63.5%	No
Maplewood Middle School	Calcasieu Parish	Calcasieu Parish	2023-2024	63.3%	50.0%	52.5%	No
Moss Bluff Elementary School	Calcasieu Parish	Calcasieu Parish	2023-2024	63.3%	49.2%	53.4%	No
Moss Bluff Middle School	Calcasieu Parish	Calcasieu Parish	2023-2024	63.3%	42.3%	46.1%	No
Oak Park Elementary School	Calcasieu Parish	Calcasieu Parish	2023-2024	63.3%	85.7%	90.4%	Yes

Name	Parish	Enrollment Zone	Enrollment Zone Year	Enrollment Zone ED%	Oct. 2024 ED %	Feb. 2025 ED %	Meets Enrollment Zone Avg.
Oak Park Middle School	Calcasieu Parish	Calcasieu Parish	2023-2024	63.3%	84.5%	89.8%	Yes
Pearl Watson Elementary School	Calcasieu Parish	Calcasieu Parish	2023-2024	63.3%	94.5%	96.3%	Yes
Prien Lake Elementary School	Calcasieu Parish	Calcasieu Parish	2023-2024	63.3%	40.8%	45.5%	No
Ralph F. Wilson Elementary School	Calcasieu Parish	Calcasieu Parish	2023-2024	63.3%	93.5%	97.7%	Yes
Ray D. Molo Middle Magnet School	Calcasieu Parish	Calcasieu Parish	2023-2024	63.3%	88.7%	95.1%	Yes
Richard W. Vincent Elementary School	Calcasieu Parish	Calcasieu Parish	2023-2024	63.3%	83.8%	87.2%	Yes
S. J. Welsh Middle School	Calcasieu Parish	Calcasieu Parish	2023-2024	63.3%	47.0%	51.5%	No
S. P. Arnett Middle School	Calcasieu Parish	Calcasieu Parish	2023-2024	63.3%	57.2%	59.9%	No
Sam Houston High School	Calcasieu Parish	Calcasieu Parish	2023-2024	63.3%	36.7%	39.5%	No
St. John Elementary School	Calcasieu Parish	Calcasieu Parish	2023-2024	63.3%	65.2%	71.2%	Yes
Starks High School	Calcasieu Parish	Calcasieu Parish	2023-2024	63.3%	47.9%	54.3%	No
Sulphur High School	Calcasieu Parish	Calcasieu Parish	2023-2024	63.3%	46.0%	49.3%	No
T. H. Watkins Elementary School	Calcasieu Parish	Calcasieu Parish	2023-2024	63.3%	90.3%	93.1%	Yes
T. S. Cooley Elementary Magnet School	Calcasieu Parish	Calcasieu Parish	2023-2024	63.3%	14.7%	15.8%	No
Vincent Settlement Elementary School	Calcasieu Parish	Calcasieu Parish	2023-2024	63.3%	43.9%	49.6%	No
Vinton Elementary School	Calcasieu Parish	Calcasieu Parish	2023-2024	63.3%	73.1%	79.6%	Yes
Vinton High School	Calcasieu Parish	Calcasieu Parish	2023-2024	63.3%	59.5%	64.0%	No
Vinton Middle School	Calcasieu Parish	Calcasieu Parish	2023-2024	63.3%	66.0%	73.6%	Yes
W. T. Henning Elementary School	Calcasieu Parish	Calcasieu Parish	2023-2024	63.3%	69.2%	77.4%	Yes
W. W. Lewis Middle School	Calcasieu Parish	Calcasieu Parish	2023-2024	63.3%	50.1%	55.3%	No

Name	Parish	Enrollment Zone	Enrollment Zone Year	Enrollment Zone ED%	Oct. 2024 ED %	Feb. 2025 ED %	Meets Enrollment Zone Avg.
Washington/Marion Magnet High School	Calcasieu Parish	Calcasieu Parish	2023-2024	63.3%	87.9%	90.0%	Yes
Western Heights Elementary School	Calcasieu Parish	Calcasieu Parish	2023-2024	63.3%	60.1%	63.6%	No
Westlake High School	Calcasieu Parish	Calcasieu Parish	2023-2024	63.3%	45.4%	50.1%	No
Westwood Elementary School	Calcasieu Parish	Calcasieu Parish	2023-2024	63.3%	63.7%	69.4%	Yes
Caldwell Parish High School	Caldwell Parish	Caldwell Parish	2023-2024	98.0%	68.6%	69.2%	No
Caldwell Parish Junior High School	Caldwell Parish	Caldwell Parish	2023-2024	98.0%	79.3%	79.6%	No
Caldwell Parish Pre-Kindergarten Center	Caldwell Parish	Caldwell Parish	2023-2024	98.0%	88.8%	89.2%	No
Columbia Elementary School	Caldwell Parish	Caldwell Parish	2023-2024	98.0%	79.6%	80.4%	No
Grayson Elementary School	Caldwell Parish	Caldwell Parish	2023-2024	98.0%	78.8%	79.4%	No
Kelly Early Childhood Center	Caldwell Parish	Caldwell Parish	2023-2024	98.0%	83.9%	76.5%	No
Union Central Elementary School	Caldwell Parish	Caldwell Parish	2023-2024	98.0%	75.0%	75.8%	No
Grand Lake Elementary	Cameron Parish	Cameron Parish	2023-2024	49.8%	46.5%	47.2%	No
Grand Lake High School	Cameron Parish	Cameron Parish	2023-2024	49.8%	38.6%	37.7%	No
Hackberry High School	Cameron Parish	Cameron Parish	2023-2024	49.8%	47.9%	48.9%	No
Johnson Bayou High School	Cameron Parish	Cameron Parish	2023-2024	49.8%	41.2%	42.6%	No
South Cameron High School	Cameron Parish	Cameron Parish	2023-2024	49.8%	54.7%	53.9%	Yes
Block High School	Catahoula Parish	Catahoula Parish	2023-2024	81.4%	94.4%	93.8%	Yes
Central High School	Catahoula Parish	Catahoula Parish	2023-2024	81.4%	83.0%	83.3%	Yes
Harrisonburg High School	Catahoula Parish	Catahoula Parish	2023-2024	81.4%	66.3%	67.1%	No
Jonesville Elementary School	Catahoula Parish	Catahoula Parish	2023-2024	81.4%	95.8%	95.0%	Yes

Name	Parish	Enrollment Zone	Enrollment Zone Year	Enrollment Zone ED%	Oct. 2024 ED %	Feb. 2025 ED %	Meets Enrollment Zone Avg.
Sicily Island High School	Catahoula Parish	Catahoula Parish	2023-2024	81.4%	93.0%	92.3%	Yes
Bellingrath Hills Elementary School	Central Community School District	Central Community School District	2023-2024	56.2%	67.1%	67.1%	Yes
Central High School	Central Community School District	Central Community School District	2023-2024	56.2%	52.4%	52.6%	No
Central Intermediate School	Central Community School District	Central Community School District	2023-2024	56.2%	58.2%	59.4%	Yes
Central Middle School	Central Community School District	Central Community School District	2023-2024	56.2%	57.3%	57.8%	Yes
Tanglewood Elementary School	Central Community School District	Central Community School District	2023-2024	56.2%	57.1%	58.1%	Yes
Baker Heights Elementary School	City of Baker School District	City of Baker School District	2023-2024	91.1%	95.3%	95.7%	Yes
Baker High School	City of Baker School District	City of Baker School District	2023-2024	91.1%	89.6%	89.8%	No
Baker Middle School	City of Baker School District	City of Baker School District	2023-2024	91.1%	93.5%	93.5%	Yes
Park Ridge Academic Magnet School	City of Baker School District	City of Baker School District	2023-2024	91.1%	93.6%	95.7%	Yes
Bogalusa High School	City of Bogalusa School District	City of Bogalusa School District	2023-2024	92.8%	93.9%	95.9%	Yes
Byrd Avenue Primary School	City of Bogalusa School District	City of Bogalusa School District	2023-2024	92.8%	97.2%	96.6%	Yes
Central Elementary School	City of Bogalusa School District	City of Bogalusa School District	2023-2024	92.8%	95.0%	96.7%	Yes
Barkdull Faulk Elementary School	City of Monroe School District	City of Monroe School District	2023-2024	83.5%	98.1%	99.1%	Yes

Name	Parish	Enrollment Zone	Enrollment Zone Year	Enrollment Zone ED%	Oct. 2024 ED %	Feb. 2025 ED %	Meets Enrollment Zone Avg.
Berg Jones Elementary School	City of Monroe School District	City of Monroe School District	2023-2024	83.5%	99.7%	99.1%	Yes
Carroll High School	City of Monroe School District	City of Monroe School District	2023-2024	83.5%	95.7%	96.4%	Yes
Carroll Junior High School	City of Monroe School District	City of Monroe School District	2023-2024	83.5%	96.8%	96.9%	Yes
Carver Elementary School	City of Monroe School District	City of Monroe School District	2023-2024	83.5%	98.5%	99.8%	Yes
Clara Hall Accelerated School	City of Monroe School District	City of Monroe School District	2023-2024	83.5%	97.7%	97.7%	Yes
Cypress Point Elementary School	City of Monroe School District	City of Monroe School District	2023-2024	83.5%	93.1%	93.5%	Yes
J.S. Clark Magnet Elementary School	City of Monroe School District	City of Monroe School District	2023-2024	83.5%	72.1%	72.7%	No
Lexington Elementary School	City of Monroe School District	City of Monroe School District	2023-2024	83.5%	54.2%	56.1%	No
Madison James Foster Elementary School	City of Monroe School District	City of Monroe School District	2023-2024	83.5%	98.2%	98.9%	Yes
Martin Luther King Junior High School	City of Monroe School District	City of Monroe School District	2023-2024	83.5%	95.4%	95.9%	Yes
Minnie Ruffin Elementary School	City of Monroe School District	City of Monroe School District	2023-2024	83.5%	94.6%	96.4%	Yes
Neville High School	City of Monroe School District	City of Monroe School District	2023-2024	83.5%	63.2%	63.9%	No
Neville Junior High School	City of Monroe School District	City of Monroe School District	2023-2024	83.5%	68.1%	68.4%	No
Roy Neal Shelling, Sr. Elementary	City of Monroe School	City of Monroe School	2023-2024	83.5%	98.5%	98.7%	Yes

Name	Parish	Enrollment Zone	Enrollment Zone Year	Enrollment Zone ED%	Oct. 2024 ED %	Feb. 2025 ED %	Meets Enrollment Zone Avg.
	District	District					
Sallie Humble Elementary School	City of Monroe School District	City of Monroe School District	2023-2024	83.5%	60.4%	60.8%	No
Sherrouse School	City of Monroe School District	City of Monroe School District	2023-2024	83.5%	93.8%	95.9%	Yes
Thomas Jefferson Elementary	City of Monroe School District	City of Monroe School District	2023-2024	83.5%	98.9%	98.5%	Yes
Wossman High School	City of Monroe School District	City of Monroe School District	2023-2024	83.5%	93.5%	93.6%	Yes
Haynesville Elementary School	Claiborne Parish	Claiborne Parish	2023-2024	86.7%	84.3%	85.1%	No
Haynesville Jr./Sr. High School	Claiborne Parish	Claiborne Parish	2023-2024	86.7%	80.5%	81.0%	No
Homer Elementary School	Claiborne Parish	Claiborne Parish	2023-2024	86.7%	95.1%	95.3%	Yes
Homer High School	Claiborne Parish	Claiborne Parish	2023-2024	86.7%	96.2%	95.1%	Yes
Homer Junior High School	Claiborne Parish	Claiborne Parish	2023-2024	86.7%	97.0%	96.6%	Yes
Summerfield High School	Claiborne Parish	Claiborne Parish	2023-2024	86.7%	69.0%	70.9%	No
Concordia Education Center	Concordia Parish	Concordia Parish	2023-2024	85.9%	85.2%	82.9%	No
Ferriday High School	Concordia Parish	Concordia Parish	2023-2024	85.9%	97.9%	97.9%	Yes
Ferriday Junior High School	Concordia Parish	Concordia Parish	2023-2024	85.9%	95.0%	94.3%	Yes
Ferriday Lower Elementary School	Concordia Parish	Concordia Parish	2023-2024	85.9%	95.3%	95.9%	Yes
Ferriday Upper Elementary School	Concordia Parish	Concordia Parish	2023-2024	85.9%	94.3%	93.8%	Yes
Monterey High School	Concordia Parish	Concordia Parish	2023-2024	85.9%	65.9%	66.4%	No
Vidalia High School	Concordia Parish	Concordia Parish	2023-2024	85.9%	84.4%	85.1%	No

Name	Parish	Enrollment Zone	Enrollment Zone Year	Enrollment Zone ED%	Oct. 2024 ED %	Feb. 2025 ED %	Meets Enrollment Zone Avg.
Vidalia Junior High School	Concordia Parish	Concordia Parish	2023-2024	85.9%	82.7%	82.4%	No
Vidalia Lower Elementary School	Concordia Parish	Concordia Parish	2023-2024	85.9%	88.3%	88.4%	Yes
Vidalia Upper Elementary School	Concordia Parish	Concordia Parish	2023-2024	85.9%	80.3%	81.4%	No
Logansport High School	DeSoto Parish	DeSoto Parish	2023-2024	62.2%	65.2%	67.3%	Yes
Mansfield Elementary School	DeSoto Parish	DeSoto Parish	2023-2024	62.2%	88.6%	89.7%	Yes
Mansfield High School	DeSoto Parish	DeSoto Parish	2023-2024	62.2%	85.4%	86.5%	Yes
Mansfield Middle School	DeSoto Parish	DeSoto Parish	2023-2024	62.2%	87.9%	89.9%	Yes
North DeSoto High School	DeSoto Parish	DeSoto Parish	2023-2024	62.2%	43.5%	43.9%	No
North DeSoto Lower Elementary School	DeSoto Parish	DeSoto Parish	2023-2024	62.2%	45.3%	45.4%	No
North DeSoto Middle School 6-8	DeSoto Parish	DeSoto Parish	2023-2024	62.2%	43.1%	45.1%	No
North DeSoto Upper Elementary School	DeSoto Parish	DeSoto Parish	2023-2024	62.2%	45.1%	46.6%	No
Stanley High School	DeSoto Parish	DeSoto Parish	2023-2024	62.2%	57.5%	60.4%	No
Arlington Preparatory Academy	East Baton Rouge Parish	East Baton Rouge Parish	2023-2024	92.4%	84.0%	87.4%	No
Audubon Elementary School	East Baton Rouge Parish	East Baton Rouge Parish	2023-2024	92.4%	86.3%	86.1%	No
B. R. Foreign Language Acad. Immersion Magnet	East Baton Rouge Parish	East Baton Rouge Parish	2023-2024	92.4%	37.8%	37.6%	No
Baton Rouge Center for Visual and Performing Arts	East Baton Rouge Parish	East Baton Rouge Parish	2023-2024	92.4%	57.0%	57.6%	No
Baton Rouge Magnet High School	East Baton Rouge Parish	East Baton Rouge Parish	2023-2024	92.4%	33.9%	34.4%	No
Belaire High School	East Baton Rouge Parish	East Baton Rouge Parish	2023-2024	92.4%	89.0%	91.2%	No
Belfair Montessori School	East Baton Rouge Parish	East Baton Rouge Parish	2023-2024	92.4%	68.6%	69.4%	No
Bernard Terrace Elementary School	East Baton Rouge Parish	East Baton Rouge Parish	2023-2024	92.4%	86.3%	89.7%	No

Name	Parish	Enrollment Zone	Enrollment Zone Year	Enrollment Zone ED%	Oct. 2024 ED %	Feb. 2025 ED %	Meets Enrollment Zone Avg.
Broadmoor Elementary School	East Baton Rouge Parish	East Baton Rouge Parish	2023-2024	92.4%	90.6%	92.6%	No
Broadmoor Senior High School	East Baton Rouge Parish	East Baton Rouge Parish	2023-2024	92.4%	86.7%	86.8%	No
Brownfields Elementary School	East Baton Rouge Parish	East Baton Rouge Parish	2023-2024	92.4%	91.8%	92.1%	No
Capitol Elementary School	East Baton Rouge Parish	East Baton Rouge Parish	2023-2024	92.4%	96.3%	97.5%	Yes
Capitol High School	East Baton Rouge Parish	East Baton Rouge Parish	2023-2024	92.4%	96.7%	96.7%	Yes
Capitol Middle School	East Baton Rouge Parish	East Baton Rouge Parish	2023-2024	92.4%	96.9%	96.6%	Yes
Cedarcrest-Southmoor Elementary School	East Baton Rouge Parish	East Baton Rouge Parish	2023-2024	92.4%	91.8%	91.9%	No
Claiborne Elementary School	East Baton Rouge Parish	East Baton Rouge Parish	2023-2024	92.4%	98.0%	97.2%	Yes
Crestworth Elementary School	East Baton Rouge Parish	East Baton Rouge Parish	2023-2024	92.4%	96.5%	96.9%	Yes
Delmont Pre-K and Kindergarten Center	East Baton Rouge Parish	East Baton Rouge Parish	2023-2024	92.4%	92.7%	95.5%	Yes
EBR Readiness Superintendent Academy	East Baton Rouge Parish	East Baton Rouge Parish	2023-2024	92.4%	93.5%	96.6%	Yes
EBR Virtual Academy	East Baton Rouge Parish	East Baton Rouge Parish	2023-2024	92.4%	82.8%	84.2%	No
Eva Legard Learning Center	East Baton Rouge Parish	East Baton Rouge Parish	2023-2024	92.4%	89.4%	89.7%	No
Forest Heights Academy of Excellence	East Baton Rouge Parish	East Baton Rouge Parish	2023-2024	92.4%	71.8%	73.5%	No
Glasgow Middle School	East Baton Rouge Parish	East Baton Rouge Parish	2023-2024	92.4%	68.5%	69.1%	No
Glen Oaks Park Elementary School	East Baton Rouge Parish	East Baton Rouge Parish	2023-2024	92.4%	94.2%	94.7%	Yes
Glen Oaks Senior High School	East Baton Rouge Parish	East Baton Rouge Parish	2023-2024	92.4%	93.7%	94.0%	Yes
Greenbrier Elementary School	East Baton Rouge Parish	East Baton Rouge Parish	2023-2024	92.4%	86.6%	87.8%	No
Highland Elementary School	East Baton Rouge Parish	East Baton Rouge Parish	2023-2024	92.4%	89.9%	89.8%	No
Istrouma High School	East Baton Rouge Parish	East Baton Rouge Parish	2023-2024	92.4%	94.1%	94.4%	Yes

Name	Parish	Enrollment Zone	Enrollment Zone Year	Enrollment Zone ED%	Oct. 2024 ED %	Feb. 2025 ED %	Meets Enrollment Zone Avg.
J. K. Haynes Teacher Prep and Leadership Academy	East Baton Rouge Parish	East Baton Rouge Parish	2023-2024	92.4%	100.0%	99.0%	Yes
Jefferson Terrace Academy	East Baton Rouge Parish	East Baton Rouge Parish	2023-2024	92.4%	89.2%	90.5%	No
LaBelle Aire Elementary School	East Baton Rouge Parish	East Baton Rouge Parish	2023-2024	92.4%	92.9%	93.6%	Yes
LaSalle Elementary School	East Baton Rouge Parish	East Baton Rouge Parish	2023-2024	92.4%	81.0%	82.8%	No
Liberty High School	East Baton Rouge Parish	East Baton Rouge Parish	2023-2024	92.4%	57.8%	58.7%	No
Louisiana School for the Deaf	East Baton Rouge Parish	East Baton Rouge Parish	2023-2024	92.4%	95.1%	94.9%	Yes
Louisiana School for the Visually Impaired	East Baton Rouge Parish	East Baton Rouge Parish	2023-2024	92.4%	92.9%	92.7%	Yes
LSU Laboratory School	East Baton Rouge Parish	East Baton Rouge Parish	2023-2024	92.4%	4.4%	4.6%	No
Magnolia Woods Elementary School	East Baton Rouge Parish	East Baton Rouge Parish	2023-2024	92.4%	90.8%	91.4%	No
Mayfair Laboratory School	East Baton Rouge Parish	East Baton Rouge Parish	2023-2024	92.4%	25.0%	25.1%	No
McKinley Elementary	East Baton Rouge Parish	East Baton Rouge Parish	2023-2024	92.4%	84.2%	84.1%	No
McKinley Middle Magnet School	East Baton Rouge Parish	East Baton Rouge Parish	2023-2024	92.4%	64.1%	65.9%	No
McKinley Senior High School	East Baton Rouge Parish	East Baton Rouge Parish	2023-2024	92.4%	83.1%	84.8%	No
Melrose Elementary School	East Baton Rouge Parish	East Baton Rouge Parish	2023-2024	92.4%	97.0%	97.6%	Yes
Merrydale Elementary School	East Baton Rouge Parish	East Baton Rouge Parish	2023-2024	92.4%	97.5%	96.7%	Yes
Northdale Superintendent's Academy	East Baton Rouge Parish	East Baton Rouge Parish	2023-2024	92.4%	94.6%	96.7%	Yes
Northeast Elementary School	East Baton Rouge Parish	East Baton Rouge Parish	2023-2024	92.4%	84.4%	89.7%	No
Northeast High School	East Baton Rouge Parish	East Baton Rouge Parish	2023-2024	92.4%	85.7%	87.6%	No
Park Elementary School	East Baton Rouge Parish	East Baton Rouge Parish	2023-2024	92.4%	93.7%	94.4%	Yes
Park Forest Elementary School	East Baton Rouge Parish	East Baton Rouge Parish	2023-2024	92.4%	87.2%	88.3%	No

Name	Parish	Enrollment Zone	Enrollment Zone Year	Enrollment Zone ED%	Oct. 2024 ED %	Feb. 2025 ED %	Meets Enrollment Zone Avg.
Park Forest Middle School	East Baton Rouge Parish	East Baton Rouge Parish	2023-2024	92.4%	91.0%	91.7%	No
Parkview Elementary School	East Baton Rouge Parish	East Baton Rouge Parish	2023-2024	92.4%	71.9%	73.7%	No
Progress Elementary School	East Baton Rouge Parish	East Baton Rouge Parish	2023-2024	92.4%	95.7%	96.8%	Yes
Riveroaks Elementary School	East Baton Rouge Parish	East Baton Rouge Parish	2023-2024	92.4%	85.0%	86.1%	No
Ryan Elementary School	East Baton Rouge Parish	East Baton Rouge Parish	2023-2024	92.4%	97.0%	97.5%	Yes
Scotlandville Magnet High School	East Baton Rouge Parish	East Baton Rouge Parish	2023-2024	92.4%	89.5%	89.9%	No
Scotlandville Pre-Engineering Academy	East Baton Rouge Parish	East Baton Rouge Parish	2023-2024	92.4%	92.1%	92.2%	No
Sharon Hills Elementary School	East Baton Rouge Parish	East Baton Rouge Parish	2023-2024	92.4%	99.1%	99.1%	Yes
Shenandoah Elementary School	East Baton Rouge Parish	East Baton Rouge Parish	2023-2024	92.4%	68.5%	70.0%	No
Sherwood Middle Academic Academy	East Baton Rouge Parish	East Baton Rouge Parish	2023-2024	92.4%	48.5%	49.4%	No
Southdowns School	East Baton Rouge Parish	East Baton Rouge Parish	2023-2024	92.4%	71.7%	74.7%	No
Southeast Middle School	East Baton Rouge Parish	East Baton Rouge Parish	2023-2024	92.4%	89.8%	91.1%	No
Southern University Lab School	East Baton Rouge Parish	East Baton Rouge Parish	2023-2024	92.4%	51.4%	53.1%	No
Southern University Laboratory Virtual School	East Baton Rouge Parish	East Baton Rouge Parish	2023-2024	92.4%	76.3%	78.5%	No
Tara High School	East Baton Rouge Parish	East Baton Rouge Parish	2023-2024	92.4%	84.8%	86.9%	No
The Dufrocq School	East Baton Rouge Parish	East Baton Rouge Parish	2023-2024	92.4%	75.5%	76.3%	No
Thrive Academy	East Baton Rouge Parish	East Baton Rouge Parish	2023-2024	92.4%	94.4%	96.5%	Yes
Twin Oaks Elementary School	East Baton Rouge Parish	East Baton Rouge Parish	2023-2024	92.4%	88.0%	88.4%	No
Villa del Rey Elementary School	East Baton Rouge Parish	East Baton Rouge Parish	2023-2024	92.4%	92.0%	92.8%	No
Wedgewood Elementary School	East Baton Rouge Parish	East Baton Rouge Parish	2023-2024	92.4%	91.3%	91.5%	No

Name	Parish	Enrollment Zone	Enrollment Zone Year	Enrollment Zone ED%	Oct. 2024 ED %	Feb. 2025 ED %	Meets Enrollment Zone Avg.
Westdale Heights Academic Magnet School	East Baton Rouge Parish	East Baton Rouge Parish	2023-2024	92.4%	38.4%	38.7%	No
Westdale Middle School	East Baton Rouge Parish	East Baton Rouge Parish	2023-2024	92.4%	80.3%	79.5%	No
Westminster Elementary School	East Baton Rouge Parish	East Baton Rouge Parish	2023-2024	92.4%	94.0%	92.6%	Yes
Wildwood Elementary School	East Baton Rouge Parish	East Baton Rouge Parish	2023-2024	92.4%	76.5%	77.6%	No
Winbourne Elementary School	East Baton Rouge Parish	East Baton Rouge Parish	2023-2024	92.4%	97.8%	99.0%	Yes
Woodlawn Elementary	East Baton Rouge Parish	East Baton Rouge Parish	2023-2024	92.4%	75.6%	76.4%	No
Woodlawn High School	East Baton Rouge Parish	East Baton Rouge Parish	2023-2024	92.4%	75.0%	76.0%	No
Woodlawn Middle School	East Baton Rouge Parish	East Baton Rouge Parish	2023-2024	92.4%	75.4%	77.2%	No
General Trass High School	East Carroll Parish	East Carroll Parish	2023-2024	97.9%	96.3%	96.7%	No
Griffin Middle School Academy	East Carroll Parish	East Carroll Parish	2023-2024	97.9%	95.7%	95.7%	No
Southside Elementary School	East Carroll Parish	East Carroll Parish	2023-2024	97.9%	97.8%	97.8%	No
Clinton Elementary School	East Feliciana Parish	East Feliciana Parish	2023-2024	75.8%	91.7%	91.1%	Yes
East Feliciana High School	East Feliciana Parish	East Feliciana Parish	2023-2024	75.8%	92.2%	92.8%	Yes
East Feliciana Middle School	East Feliciana Parish	East Feliciana Parish	2023-2024	75.8%	87.6%	88.1%	Yes
Jackson Elementary School	East Feliciana Parish	East Feliciana Parish	2023-2024	75.8%	86.9%	85.4%	Yes
Slaughter Elementary School	East Feliciana Parish	East Feliciana Parish	2023-2024	75.8%	66.4%	67.9%	No
Basile High School	Evangeline Parish	Evangeline Parish	2023-2024	76.1%	64.2%	64.4%	No
Bayou Chicot Elementary School	Evangeline Parish	Evangeline Parish	2023-2024	76.1%	67.8%	68.1%	No
Chataignier Elementary School	Evangeline Parish	Evangeline Parish	2023-2024	76.1%	86.7%	86.4%	Yes
Evangeline Reimagine Academy	Evangeline Parish	Evangeline Parish	2023-2024	76.1%	96.0%	94.3%	Yes

Name	Parish	Enrollment Zone	Enrollment Zone Year	Enrollment Zone ED%	Oct. 2024 ED %	Feb. 2025 ED %	Meets Enrollment Zone Avg.
James Stephens Montessori School	Evangeline Parish	Evangeline Parish	2023-2024	76.1%	87.1%	88.1%	Yes
Mamou Elementary School	Evangeline Parish	Evangeline Parish	2023-2024	76.1%	81.2%	82.9%	Yes
Mamou High School	Evangeline Parish	Evangeline Parish	2023-2024	76.1%	74.7%	75.0%	No
Mamou Junior High	Evangeline Parish	Evangeline Parish	2023-2024	76.1%	75.2%	76.0%	No
Pine Prairie High School	Evangeline Parish	Evangeline Parish	2023-2024	76.1%	63.5%	63.7%	No
Vidrine Elementary School	Evangeline Parish	Evangeline Parish	2023-2024	76.1%	68.5%	68.9%	No
Ville Platte Elementary School	Evangeline Parish	Evangeline Parish	2023-2024	76.1%	96.6%	95.9%	Yes
Ville Platte High School	Evangeline Parish	Evangeline Parish	2023-2024	76.1%	89.5%	89.0%	Yes
W. W. Stewart Elementary School	Evangeline Parish	Evangeline Parish	2023-2024	76.1%	62.5%	64.6%	No
Baskin School	Franklin Parish	Franklin Parish	2023-2024	87.3%	82.7%	86.1%	No
Crowville School	Franklin Parish	Franklin Parish	2023-2024	87.3%	79.5%	79.8%	No
Fort Necessity School	Franklin Parish	Franklin Parish	2023-2024	87.3%	85.9%	85.7%	No
Franklin Parish Head Start	Franklin Parish	Franklin Parish	2023-2024	87.3%	100.0%	100.0%	Yes
Franklin Parish High School	Franklin Parish	Franklin Parish	2023-2024	87.3%	77.6%	77.6%	No
Gilbert School	Franklin Parish	Franklin Parish	2023-2024	87.3%	80.2%	80.8%	No
Winnsboro Elementary School	Franklin Parish	Franklin Parish	2023-2024	87.3%	94.9%	94.7%	Yes
Georgetown High School	Grant Parish	Grant Parish	2023-2024	72.6%	65.0%	67.7%	No
Grant High School	Grant Parish	Grant Parish	2023-2024	72.6%	63.0%	63.1%	No
Grant Junior High School	Grant Parish	Grant Parish	2023-2024	72.6%	71.0%	71.7%	No
Montgomery High School	Grant Parish	Grant Parish	2023-2024	72.6%	73.9%	75.0%	Yes

Name	Parish	Enrollment Zone	Enrollment Zone Year	Enrollment Zone ED%	Oct. 2024 ED %	Feb. 2025 ED %	Meets Enrollment Zone Avg.
Pollock Elementary School	Grant Parish	Grant Parish	2023-2024	72.6%	69.7%	71.5%	No
South Grant Elementary School	Grant Parish	Grant Parish	2023-2024	72.6%	69.2%	70.4%	No
Verda Elementary School	Grant Parish	Grant Parish	2023-2024	72.6%	84.1%	85.9%	Yes
Anderson Middle School	Iberia Parish	Iberia Parish	2023-2024	74.1%	92.5%	93.2%	Yes
Belle Place Elementary School	Iberia Parish	Iberia Parish	2023-2024	74.1%	64.1%	63.1%	No
Belle Place Middle School	Iberia Parish	Iberia Parish	2023-2024	74.1%	69.5%	68.9%	No
Caneview Elementary School	Iberia Parish	Iberia Parish	2023-2024	74.1%	78.4%	80.7%	Yes
Center Street Elementary School	Iberia Parish	Iberia Parish	2023-2024	74.1%	92.8%	93.0%	Yes
Coteau Elementary School	Iberia Parish	Iberia Parish	2023-2024	74.1%	83.1%	83.2%	Yes
Daspit Road Elementary School	Iberia Parish	Iberia Parish	2023-2024	74.1%	80.2%	80.8%	Yes
Delcambre Elementary School	Iberia Parish	Iberia Parish	2023-2024	74.1%	64.9%	65.8%	No
Delcambre High School	Iberia Parish	Iberia Parish	2023-2024	74.1%	58.8%	59.6%	No
Iberia Middle School	Iberia Parish	Iberia Parish	2023-2024	74.1%	82.2%	83.5%	Yes
Jeanerette Senior High School	Iberia Parish	Iberia Parish	2023-2024	74.1%	88.5%	88.9%	Yes
Jefferson Island Road Elementary	Iberia Parish	Iberia Parish	2023-2024	74.1%	83.5%	85.3%	Yes
Johnston Hopkins Elementary School	Iberia Parish	Iberia Parish	2023-2024	74.1%	96.9%	97.5%	Yes
Loreauville Elementary School	Iberia Parish	Iberia Parish	2023-2024	74.1%	52.3%	53.4%	No
Loreauville High School	Iberia Parish	Iberia Parish	2023-2024	74.1%	48.1%	48.3%	No
Magnolia Elementary	Iberia Parish	Iberia Parish	2023-2024	74.1%	86.8%	88.8%	Yes
New Iberia Senior High School	Iberia Parish	Iberia Parish	2023-2024	74.1%	72.2%	72.4%	No

Name	Parish	Enrollment Zone	Enrollment Zone Year	Enrollment Zone ED%	Oct. 2024 ED %	Feb. 2025 ED %	Meets Enrollment Zone Avg.
North Lewis Elementary School	Iberia Parish	Iberia Parish	2023-2024	74.1%	56.7%	58.2%	No
Park Elementary School	Iberia Parish	Iberia Parish	2023-2024	74.1%	97.3%	98.2%	Yes
Person Addition Elementary School	Iberia Parish	Iberia Parish	2023-2024	74.1%	91.5%	91.8%	Yes
St. Charles Street Elementary School	Iberia Parish	Iberia Parish	2023-2024	74.1%	95.2%	95.7%	Yes
Westgate High School	Iberia Parish	Iberia Parish	2023-2024	74.1%	84.9%	85.4%	Yes
Crescent Elementary/Junior High School	Iberville Parish	Iberville Parish	2023-2024	79.7%	77.4%	77.3%	No
Dorseyville Elementary School	Iberville Parish	Iberville Parish	2023-2024	79.7%	87.8%	88.8%	Yes
East Iberville Elementary/High School	Iberville Parish	Iberville Parish	2023-2024	79.7%	76.1%	79.1%	No
Iberville Elementary School	Iberville Parish	Iberville Parish	2023-2024	79.7%	82.4%	84.1%	Yes
North Iberville Elementary	Iberville Parish	Iberville Parish	2023-2024	79.7%	85.6%	87.3%	Yes
North Iberville High School	Iberville Parish	Iberville Parish	2023-2024	79.7%	79.3%	79.5%	No
Plaquemine Senior High School	Iberville Parish	Iberville Parish	2023-2024	79.7%	70.5%	72.0%	No
White Castle High School	Iberville Parish	Iberville Parish	2023-2024	79.7%	85.7%	88.8%	Yes
Jonesboro-Hodge Elementary School	Jackson Parish	Jackson Parish	2023-2024	68.7%	92.3%	93.6%	Yes
Jonesboro-Hodge High School	Jackson Parish	Jackson Parish	2023-2024	68.7%	83.8%	83.8%	Yes
Jonesboro-Hodge Middle School	Jackson Parish	Jackson Parish	2023-2024	68.7%	89.7%	91.2%	Yes
Quitman High School	Jackson Parish	Jackson Parish	2023-2024	68.7%	46.3%	47.2%	No
Weston High School	Jackson Parish	Jackson Parish	2023-2024	68.7%	62.8%	62.5%	No
Elton Elementary School	Jefferson Davis Parish	Jefferson Davis Parish	2023-2024	65.4%	67.1%	68.1%	Yes
Elton High School	Jefferson Davis Parish	Jefferson Davis Parish	2023-2024	65.4%	62.6%	62.2%	No

Name	Parish	Enrollment Zone	Enrollment Zone Year	Enrollment Zone ED%	Oct. 2024 ED %	Feb. 2025 ED %	Meets Enrollment Zone Avg.
Fenton Elementary School	Jefferson Davis Parish	Jefferson Davis Parish	2023-2024	65.4%	82.4%	81.3%	Yes
Hathaway High School	Jefferson Davis Parish	Jefferson Davis Parish	2023-2024	65.4%	51.0%	51.5%	No
Jennings Elementary School	Jefferson Davis Parish	Jefferson Davis Parish	2023-2024	65.4%	77.3%	78.3%	Yes
Jennings High School	Jefferson Davis Parish	Jefferson Davis Parish	2023-2024	65.4%	68.2%	68.8%	Yes
Lacassine High School	Jefferson Davis Parish	Jefferson Davis Parish	2023-2024	65.4%	48.0%	47.9%	No
Lake Arthur Elementary School	Jefferson Davis Parish	Jefferson Davis Parish	2023-2024	65.4%	63.5%	63.6%	No
Lake Arthur High School	Jefferson Davis Parish	Jefferson Davis Parish	2023-2024	65.4%	59.6%	59.6%	No
Welsh Elementary School	Jefferson Davis Parish	Jefferson Davis Parish	2023-2024	65.4%	56.6%	58.2%	No
Welsh High School	Jefferson Davis Parish	Jefferson Davis Parish	2023-2024	65.4%	57.3%	58.8%	No
Welsh-Roanoke Junior High School	Jefferson Davis Parish	Jefferson Davis Parish	2023-2024	65.4%	54.3%	55.9%	No
A.C. Alexander School	Jefferson Parish	Jefferson Parish	2023-2024	76.1%	78.9%	83.8%	Yes
Airline Park Academy for Advanced Studies	Jefferson Parish	Jefferson Parish	2023-2024	76.1%	22.1%	22.9%	No
Alice Birney Elementary School	Jefferson Parish	Jefferson Parish	2023-2024	76.1%	83.4%	87.0%	Yes
Allen Ellender School	Jefferson Parish	Jefferson Parish	2023-2024	76.1%	78.2%	80.3%	Yes
Bissonet Plaza School	Jefferson Parish	Jefferson Parish	2023-2024	76.1%	80.7%	84.2%	Yes
Bonnabel Magnet Academy High School	Jefferson Parish	Jefferson Parish	2023-2024	76.1%	83.3%	86.9%	Yes
Bridgedale Elementary School	Jefferson Parish	Jefferson Parish	2023-2024	76.1%	84.3%	91.2%	Yes
Chateau Estates School	Jefferson Parish	Jefferson Parish	2023-2024	76.1%	78.6%	83.0%	Yes
Congetta Trippe Janet Elementary School	Jefferson Parish	Jefferson Parish	2023-2024	76.1%	71.1%	75.1%	No
East Jefferson High School	Jefferson Parish	Jefferson Parish	2023-2024	76.1%	80.5%	84.3%	Yes

Name	Parish	Enrollment Zone	Enrollment Zone Year	Enrollment Zone ED%	Oct. 2024 ED %	Feb. 2025 ED %	Meets Enrollment Zone Avg.
Ella C. Pittman Elementary School	Jefferson Parish	Jefferson Parish	2023-2024	76.1%	82.4%	85.8%	Yes
Emmett C. Gilbert School of Excellence at Ford	Jefferson Parish	Jefferson Parish	2023-2024	76.1%	88.4%	92.7%	Yes
Estelle School	Jefferson Parish	Jefferson Parish	2023-2024	76.1%	85.6%	88.3%	Yes
Fisher Middle/High School	Jefferson Parish	Jefferson Parish	2023-2024	76.1%	64.3%	66.2%	No
Frederick Douglass Community School	Jefferson Parish	Jefferson Parish	2023-2024	76.1%	95.0%	92.1%	Yes
G.T. Woods School	Jefferson Parish	Jefferson Parish	2023-2024	76.1%	90.7%	94.4%	Yes
George Cox Elementary School	Jefferson Parish	Jefferson Parish	2023-2024	76.1%	86.5%	89.6%	Yes
Geraldine Boudreaux Elementary School	Jefferson Parish	Jefferson Parish	2023-2024	76.1%	87.2%	89.2%	Yes
Grand Isle High School	Jefferson Parish	Jefferson Parish	2023-2024	76.1%	69.3%	72.7%	No
Green Park Elementary School	Jefferson Parish	Jefferson Parish	2023-2024	76.1%	80.4%	86.0%	Yes
Greenlawn Terrace Elementary School	Jefferson Parish	Jefferson Parish	2023-2024	76.1%	79.5%	86.7%	Yes
Gretna No. 2 Academy for Advanced Studies	Jefferson Parish	Jefferson Parish	2023-2024	76.1%	42.6%	44.2%	No
Harahan School	Jefferson Parish	Jefferson Parish	2023-2024	76.1%	74.1%	77.9%	No
Harold Keller Elementary School	Jefferson Parish	Jefferson Parish	2023-2024	76.1%	79.5%	88.0%	Yes
Harry S Truman School	Jefferson Parish	Jefferson Parish	2023-2024	76.1%	89.1%	92.4%	Yes
Haynes Academy School for Advanced Studies	Jefferson Parish	Jefferson Parish	2023-2024	76.1%	30.8%	32.4%	No
Hazel Park/Hilda Knoff School	Jefferson Parish	Jefferson Parish	2023-2024	76.1%	76.2%	78.0%	Yes
Isaac G Joseph Elementary School	Jefferson Parish	Jefferson Parish	2023-2024	76.1%	89.4%	91.5%	Yes
J.C. Ellis School	Jefferson Parish	Jefferson Parish	2023-2024	76.1%	75.3%	78.7%	No
J.D. Meisler Middle School	Jefferson Parish	Jefferson Parish	2023-2024	76.1%	77.0%	82.1%	Yes

Name	Parish	Enrollment Zone	Enrollment Zone Year	Enrollment Zone ED%	Oct. 2024 ED %	Feb. 2025 ED %	Meets Enrollment Zone Avg.
Jefferson School	Jefferson Parish	Jefferson Parish	2023-2024	76.1%	80.8%	87.1%	Yes
Jefferson Virtual High School	Jefferson Parish	Jefferson Parish	2023-2024	76.1%	60.3%	62.1%	No
John Clancy/Joseph Maggiore Elementary School	Jefferson Parish	Jefferson Parish	2023-2024	76.1%	81.2%	87.5%	Yes
John Ehret High School	Jefferson Parish	Jefferson Parish	2023-2024	76.1%	79.5%	83.5%	Yes
John James Audubon School	Jefferson Parish	Jefferson Parish	2023-2024	76.1%	83.0%	87.2%	Yes
John Q. Adams Middle School	Jefferson Parish	Jefferson Parish	2023-2024	76.1%	79.9%	82.8%	Yes
Joseph C Moscona School	Jefferson Parish	Jefferson Parish	2023-2024	76.1%	77.2%	83.3%	Yes
Judge Lionel R. Collins Elementary School	Jefferson Parish	Jefferson Parish	2023-2024	76.1%	89.2%	93.4%	Yes
L.H. Marrero Middle School	Jefferson Parish	Jefferson Parish	2023-2024	76.1%	83.5%	86.3%	Yes
L.W. Higgins High School	Jefferson Parish	Jefferson Parish	2023-2024	76.1%	87.6%	88.7%	Yes
Leo E. Kerner Jr. Elementary School	Jefferson Parish	Jefferson Parish	2023-2024	76.1%	70.1%	71.1%	No
Lincoln School for the Arts	Jefferson Parish	Jefferson Parish	2023-2024	76.1%	90.8%	92.5%	Yes
Livaudais Middle School	Jefferson Parish	Jefferson Parish	2023-2024	76.1%	84.8%	88.2%	Yes
Lucille Cherbonnier School	Jefferson Parish	Jefferson Parish	2023-2024	76.1%	92.3%	93.9%	Yes
Marie B. Riviere Elementary School	Jefferson Parish	Jefferson Parish	2023-2024	76.1%	83.9%	84.5%	Yes
McDonogh 26/Homedale Elementary School	Jefferson Parish	Jefferson Parish	2023-2024	76.1%	86.8%	92.1%	Yes
Metairie Academy for Advanced Studies	Jefferson Parish	Jefferson Parish	2023-2024	76.1%	40.7%	41.6%	No
Patrick F. Taylor Science & Technology Academy	Jefferson Parish	Jefferson Parish	2023-2024	76.1%	43.2%	46.2%	No
Paul J. Solis Elementary School	Jefferson Parish	Jefferson Parish	2023-2024	76.1%	84.7%	88.1%	Yes
Phoebe Hearst School	Jefferson Parish	Jefferson Parish	2023-2024	76.1%	84.7%	87.5%	Yes

Name	Parish	Enrollment Zone	Enrollment Zone Year	Enrollment Zone ED%	Oct. 2024 ED %	Feb. 2025 ED %	Meets Enrollment Zone Avg.
Ralph J Bunche Elementary	Jefferson Parish	Jefferson Parish	2023-2024	76.1%	81.9%	87.8%	Yes
Ray St. Pierre Academy for Advanced Studies	Jefferson Parish	Jefferson Parish	2023-2024	76.1%	43.7%	49.3%	No
Riverdale High School	Jefferson Parish	Jefferson Parish	2023-2024	76.1%	68.9%	72.9%	No
Rudolph Matas School	Jefferson Parish	Jefferson Parish	2023-2024	76.1%	74.1%	76.4%	No
Ruppel Academie Francaise	Jefferson Parish	Jefferson Parish	2023-2024	76.1%	57.6%	61.0%	No
Shirley Johnson/Gretna Park Elementary School	Jefferson Parish	Jefferson Parish	2023-2024	76.1%	88.4%	92.1%	Yes
Stella Worley Middle School	Jefferson Parish	Jefferson Parish	2023-2024	76.1%	91.1%	94.8%	Yes
T.H. Harris Middle School	Jefferson Parish	Jefferson Parish	2023-2024	76.1%	84.5%	87.9%	Yes
Terrytown Elementary School	Jefferson Parish	Jefferson Parish	2023-2024	76.1%	89.4%	91.4%	Yes
Thomas Jefferson High School for Advanced Studies	Jefferson Parish	Jefferson Parish	2023-2024	76.1%	49.9%	54.4%	No
Tom Benson School	Jefferson Parish	Jefferson Parish	2023-2024	76.1%	85.4%	87.6%	Yes
Walter Schneckenburger Elem School	Jefferson Parish	Jefferson Parish	2023-2024	76.1%	78.3%	81.7%	Yes
West Jefferson High School	Jefferson Parish	Jefferson Parish	2023-2024	76.1%	84.9%	88.5%	Yes
William Hart Elementary School	Jefferson Parish	Jefferson Parish	2023-2024	76.1%	92.9%	94.0%	Yes
Woodland West School	Jefferson Parish	Jefferson Parish	2023-2024	76.1%	87.1%	88.5%	Yes
Woodmere School	Jefferson Parish	Jefferson Parish	2023-2024	76.1%	87.3%	90.7%	Yes
Acadian Middle School	Lafayette Parish	Lafayette Parish	2023-2024	71.2%	88.9%	92.0%	Yes
Acadiana High School	Lafayette Parish	Lafayette Parish	2023-2024	71.2%	67.1%	67.7%	No
Alice N. Boucher Elementary School	Lafayette Parish	Lafayette Parish	2023-2024	71.2%	95.3%	95.7%	Yes
Broadmoor Elementary School	Lafayette Parish	Lafayette Parish	2023-2024	71.2%	58.5%	61.3%	No

Name	Parish	Enrollment Zone	Enrollment Zone Year	Enrollment Zone ED%	Oct. 2024 ED %	Feb. 2025 ED %	Meets Enrollment Zone Avg.
Broussard Middle School	Lafayette Parish	Lafayette Parish	2023-2024	71.2%	61.9%	62.6%	No
Carencro Bob Lilly Elementary	Lafayette Parish	Lafayette Parish	2023-2024	71.2%	86.5%	87.7%	Yes
Carencro High School	Lafayette Parish	Lafayette Parish	2023-2024	71.2%	79.3%	79.9%	Yes
Carencro Middle School	Lafayette Parish	Lafayette Parish	2023-2024	71.2%	84.6%	86.1%	Yes
Charles M. Burke Elementary School	Lafayette Parish	Lafayette Parish	2023-2024	71.2%	78.7%	78.6%	Yes
Corporal Michael Middlebrook Elementary School	Lafayette Parish	Lafayette Parish	2023-2024	71.2%	67.1%	69.9%	No
David Thibodaux STEM Magnet Academy	Lafayette Parish	Lafayette Parish	2023-2024	71.2%	41.5%	42.7%	No
Dr. Raphael A. Baranco Elementary School	Lafayette Parish	Lafayette Parish	2023-2024	71.2%	93.9%	96.3%	Yes
Duson Elementary School	Lafayette Parish	Lafayette Parish	2023-2024	71.2%	77.0%	77.3%	Yes
Early College Academy	Lafayette Parish	Lafayette Parish	2023-2024	71.2%	29.5%	30.2%	No
Edgar Martin Middle School	Lafayette Parish	Lafayette Parish	2023-2024	71.2%	53.1%	54.6%	No
Edward J Sam Accelerated School of Lafayette	Lafayette Parish	Lafayette Parish	2023-2024	71.2%	74.7%	70.7%	Yes
Ernest Gallet Elementary School	Lafayette Parish	Lafayette Parish	2023-2024	71.2%	41.1%	42.8%	No
Evangeline Elementary School	Lafayette Parish	Lafayette Parish	2023-2024	71.2%	87.2%	89.0%	Yes
Green T. Lindon Elementary School	Lafayette Parish	Lafayette Parish	2023-2024	71.2%	49.9%	51.3%	No
J. Wallace James Elementary School	Lafayette Parish	Lafayette Parish	2023-2024	71.2%	53.9%	54.8%	No
J.W. Faulk Elementary School	Lafayette Parish	Lafayette Parish	2023-2024	71.2%	95.8%	96.3%	Yes
Judice Middle School	Lafayette Parish	Lafayette Parish	2023-2024	71.2%	74.4%	75.9%	Yes
Katharine Drexel Elementary School	Lafayette Parish	Lafayette Parish	2023-2024	71.2%	80.8%	82.7%	Yes
L. Leo Judice Elementary School	Lafayette Parish	Lafayette Parish	2023-2024	71.2%	46.9%	47.3%	No

Name	Parish	Enrollment Zone	Enrollment Zone Year	Enrollment Zone ED%	Oct. 2024 ED %	Feb. 2025 ED %	Meets Enrollment Zone Avg.
L.J. Alleman Middle School	Lafayette Parish	Lafayette Parish	2023-2024	71.2%	50.9%	51.5%	No
Lafayette High School	Lafayette Parish	Lafayette Parish	2023-2024	71.2%	56.9%	58.2%	No
Lafayette Middle School	Lafayette Parish	Lafayette Parish	2023-2024	71.2%	93.5%	95.8%	Yes
Live Oak Elementary School	Lafayette Parish	Lafayette Parish	2023-2024	71.2%	88.5%	89.2%	Yes
Martial Billeaud Elementary School	Lafayette Parish	Lafayette Parish	2023-2024	71.2%	48.3%	48.1%	No
Milton Elementary School	Lafayette Parish	Lafayette Parish	2023-2024	71.2%	34.8%	35.8%	No
Myrtle Place Elementary School	Lafayette Parish	Lafayette Parish	2023-2024	71.2%	31.7%	32.8%	No
Northside High School	Lafayette Parish	Lafayette Parish	2023-2024	71.2%	91.4%	92.5%	Yes
O. Comeaux High School	Lafayette Parish	Lafayette Parish	2023-2024	71.2%	60.9%	62.9%	No
Ossun Elementary School	Lafayette Parish	Lafayette Parish	2023-2024	71.2%	84.7%	85.8%	Yes
Paul Breaux Middle School	Lafayette Parish	Lafayette Parish	2023-2024	71.2%	95.2%	96.3%	Yes
Prairie Elementary School	Lafayette Parish	Lafayette Parish	2023-2024	71.2%	62.2%	64.2%	No
Ridge Elementary School	Lafayette Parish	Lafayette Parish	2023-2024	71.2%	70.0%	70.4%	No
S.J. Montgomery Elementary School	Lafayette Parish	Lafayette Parish	2023-2024	71.2%	89.5%	92.0%	Yes
Scott Middle School	Lafayette Parish	Lafayette Parish	2023-2024	71.2%	72.7%	74.0%	Yes
Southside High School	Lafayette Parish	Lafayette Parish	2023-2024	71.2%	37.9%	39.1%	No
Truman Early Childhood Education Center	Lafayette Parish	Lafayette Parish	2023-2024	71.2%	80.7%	82.7%	Yes
Westside Elementary School	Lafayette Parish	Lafayette Parish	2023-2024	71.2%	90.0%	90.6%	Yes
Woodvale Elementary School	Lafayette Parish	Lafayette Parish	2023-2024	71.2%	59.0%	60.1%	No
Youngsville Middle School	Lafayette Parish	Lafayette Parish	2023-2024	71.2%	43.2%	46.1%	No

Name	Parish	Enrollment Zone	Enrollment Zone Year	Enrollment Zone ED%	Oct. 2024 ED %	Feb. 2025 ED %	Meets Enrollment Zone Avg.
Bayou Blue Elementary School	Lafourche Parish	Lafourche Parish	2023-2024	67.9%	62.6%	61.3%	No
Bayou Blue Middle School	Lafourche Parish	Lafourche Parish	2023-2024	67.9%	56.4%	60.0%	No
Bayou Blue Upper Elementary School	Lafourche Parish	Lafourche Parish	2023-2024	67.9%	59.7%	64.3%	No
Bayou Boeuf Elementary School	Lafourche Parish	Lafourche Parish	2023-2024	67.9%	46.9%	51.7%	No
C.M. Washington Elementary School	Lafourche Parish	Lafourche Parish	2023-2024	67.9%	84.9%	87.3%	Yes
Central Lafourche High School	Lafourche Parish	Lafourche Parish	2023-2024	67.9%	56.1%	59.4%	No
Chackbay Elementary School	Lafourche Parish	Lafourche Parish	2023-2024	67.9%	39.7%	44.4%	No
Cut Off Elementary School	Lafourche Parish	Lafourche Parish	2023-2024	67.9%	66.2%	69.4%	No
Galliano Elementary School	Lafourche Parish	Lafourche Parish	2023-2024	67.9%	79.2%	82.1%	Yes
Golden Meadow Lower Elementary School	Lafourche Parish	Lafourche Parish	2023-2024	67.9%	78.0%	79.3%	Yes
Golden Meadow Middle School	Lafourche Parish	Lafourche Parish	2023-2024	67.9%	80.8%	82.0%	Yes
Golden Meadow Upper Elementary School	Lafourche Parish	Lafourche Parish	2023-2024	67.9%	82.4%	84.0%	Yes
Larose-Cut Off Middle School	Lafourche Parish	Lafourche Parish	2023-2024	67.9%	58.8%	61.8%	No
Lockport Lower Elementary School	Lafourche Parish	Lafourche Parish	2023-2024	67.9%	56.1%	58.8%	No
Lockport Middle School	Lafourche Parish	Lafourche Parish	2023-2024	67.9%	50.5%	54.4%	No
Lockport Upper Elementary School	Lafourche Parish	Lafourche Parish	2023-2024	67.9%	52.7%	56.4%	No
North Larose Elementary School	Lafourche Parish	Lafourche Parish	2023-2024	67.9%	54.7%	57.5%	No
Raceland Lower Elementary School	Lafourche Parish	Lafourche Parish	2023-2024	67.9%	72.8%	78.2%	Yes
Raceland Middle School	Lafourche Parish	Lafourche Parish	2023-2024	67.9%	76.1%	79.4%	Yes
Raceland Upper Elementary School	Lafourche Parish	Lafourche Parish	2023-2024	67.9%	77.5%	80.8%	Yes

Name	Parish	Enrollment Zone	Enrollment Zone Year	Enrollment Zone ED%	Oct. 2024 ED %	Feb. 2025 ED %	Meets Enrollment Zone Avg.
Sixth Ward Middle School	Lafourche Parish	Lafourche Parish	2023-2024	67.9%	43.2%	47.0%	No
South Lafourche High School	Lafourche Parish	Lafourche Parish	2023-2024	67.9%	61.7%	63.0%	No
South Larose Elementary School	Lafourche Parish	Lafourche Parish	2023-2024	67.9%	66.4%	67.6%	No
St. Charles Elementary School	Lafourche Parish	Lafourche Parish	2023-2024	67.9%	64.1%	68.5%	No
Thibodaux Elementary School	Lafourche Parish	Lafourche Parish	2023-2024	67.9%	82.2%	86.1%	Yes
Thibodaux High School	Lafourche Parish	Lafourche Parish	2023-2024	67.9%	63.3%	65.7%	No
Thibodaux Middle School	Lafourche Parish	Lafourche Parish	2023-2024	67.9%	79.1%	82.8%	Yes
W.S. Lafargue Elementary School	Lafourche Parish	Lafourche Parish	2023-2024	67.9%	82.9%	87.0%	Yes
Fellowship Elementary School	LaSalle Parish	LaSalle Parish	2023-2024	61.0%	45.5%	44.2%	No
Goodpine Middle School	LaSalle Parish	LaSalle Parish	2023-2024	61.0%	58.1%	59.1%	No
Jena Elementary School	LaSalle Parish	LaSalle Parish	2023-2024	61.0%	59.2%	61.6%	No
Jena High School	LaSalle Parish	LaSalle Parish	2023-2024	61.0%	51.1%	52.3%	No
Jena Junior High School	LaSalle Parish	LaSalle Parish	2023-2024	61.0%	56.6%	58.6%	No
LaSalle High School	LaSalle Parish	LaSalle Parish	2023-2024	61.0%	64.8%	63.6%	Yes
LaSalle Junior High School	LaSalle Parish	LaSalle Parish	2023-2024	61.0%	66.7%	66.2%	Yes
Nebo Elementary School	LaSalle Parish	LaSalle Parish	2023-2024	61.0%	54.1%	57.7%	No
Olla-Standard Elementary School	LaSalle Parish	LaSalle Parish	2023-2024	61.0%	63.8%	64.7%	Yes
A. E. Phillips Laboratory School	Lincoln Parish	Lincoln Parish	2023-2024	60.1%	12.1%	12.2%	No
Choudrant Elementary School	Lincoln Parish	Lincoln Parish	2023-2024	60.1%	39.8%	48.2%	No
Choudrant High School	Lincoln Parish	Lincoln Parish	2023-2024	60.1%	47.0%	47.9%	No

Name	Parish	Enrollment Zone	Enrollment Zone Year	Enrollment Zone ED%	Oct. 2024 ED %	Feb. 2025 ED %	Meets Enrollment Zone Avg.
Cypress Springs Elementary School	Lincoln Parish	Lincoln Parish	2023-2024	60.1%	77.8%	78.6%	Yes
Dubach School	Lincoln Parish	Lincoln Parish	2023-2024	60.1%	79.4%	82.4%	Yes
Glen View Elementary School	Lincoln Parish	Lincoln Parish	2023-2024	60.1%	78.4%	78.1%	Yes
Hillcrest Elementary School	Lincoln Parish	Lincoln Parish	2023-2024	60.1%	74.6%	77.4%	Yes
Howard School	Lincoln Parish	Lincoln Parish	2023-2024	60.1%	94.9%	98.8%	Yes
I.A. Lewis School	Lincoln Parish	Lincoln Parish	2023-2024	60.1%	69.3%	70.9%	Yes
Lincoln Parish Early Childhood Center	Lincoln Parish	Lincoln Parish	2023-2024	60.1%	58.8%	61.5%	No
Ruston Elementary School	Lincoln Parish	Lincoln Parish	2023-2024	60.1%	71.7%	74.0%	Yes
Ruston High School	Lincoln Parish	Lincoln Parish	2023-2024	60.1%	52.0%	52.9%	No
Ruston Junior High School	Lincoln Parish	Lincoln Parish	2023-2024	60.1%	64.6%	63.9%	Yes
Simsboro High School	Lincoln Parish	Lincoln Parish	2023-2024	60.1%	72.5%	74.1%	Yes
Albany High School	Livingston Parish	Livingston Parish	2023-2024	70.9%	80.2%	80.2%	Yes
Albany Lower Elementary School	Livingston Parish	Livingston Parish	2023-2024	70.9%	82.3%	82.3%	Yes
Albany Middle School	Livingston Parish	Livingston Parish	2023-2024	70.9%	81.4%	81.2%	Yes
Albany Upper Elementary School	Livingston Parish	Livingston Parish	2023-2024	70.9%	84.1%	83.8%	Yes
Denham Springs Elementary School	Livingston Parish	Livingston Parish	2023-2024	70.9%	83.4%	83.1%	Yes
Denham Springs High School	Livingston Parish	Livingston Parish	2023-2024	70.9%	71.7%	71.5%	Yes
Denham Springs Junior High School	Livingston Parish	Livingston Parish	2023-2024	70.9%	76.7%	76.4%	Yes
Doyle Elementary School	Livingston Parish	Livingston Parish	2023-2024	70.9%	73.2%	71.4%	Yes
Doyle High School	Livingston Parish	Livingston Parish	2023-2024	70.9%	64.1%	64.0%	No

Name	Parish	Enrollment Zone	Enrollment Zone Year	Enrollment Zone ED%	Oct. 2024 ED %	Feb. 2025 ED %	Meets Enrollment Zone Avg.
Eastside Elementary School	Livingston Parish	Livingston Parish	2023-2024	70.9%	70.8%	71.4%	No
French Settlement Elementary School	Livingston Parish	Livingston Parish	2023-2024	70.9%	65.6%	65.1%	No
French Settlement High School	Livingston Parish	Livingston Parish	2023-2024	70.9%	60.8%	60.8%	No
Freshwater Elementary School	Livingston Parish	Livingston Parish	2023-2024	70.9%	85.4%	84.8%	Yes
Frost School	Livingston Parish	Livingston Parish	2023-2024	70.9%	78.5%	79.1%	Yes
Gray's Creek Elementary School	Livingston Parish	Livingston Parish	2023-2024	70.9%	77.8%	78.2%	Yes
Holden High School	Livingston Parish	Livingston Parish	2023-2024	70.9%	75.9%	76.5%	Yes
Juban Parc Elementary School	Livingston Parish	Livingston Parish	2023-2024	70.9%	72.7%	72.4%	Yes
Juban Parc Junior High School	Livingston Parish	Livingston Parish	2023-2024	70.9%	76.2%	76.4%	Yes
Levi Milton Elementary School	Livingston Parish	Livingston Parish	2023-2024	70.9%	77.5%	77.2%	Yes
Lewis Vincent Elementary School	Livingston Parish	Livingston Parish	2023-2024	70.9%	74.0%	74.5%	Yes
Live Oak Elementary School	Livingston Parish	Livingston Parish	2023-2024	70.9%	81.6%	80.3%	Yes
Live Oak High School	Livingston Parish	Livingston Parish	2023-2024	70.9%	61.1%	60.7%	No
Live Oak Junior High	Livingston Parish	Livingston Parish	2023-2024	70.9%	69.1%	68.6%	No
Live Oak Middle School	Livingston Parish	Livingston Parish	2023-2024	70.9%	68.3%	67.7%	No
Maurepas School	Livingston Parish	Livingston Parish	2023-2024	70.9%	82.1%	80.8%	Yes
North Corbin Elementary School	Livingston Parish	Livingston Parish	2023-2024	70.9%	78.1%	77.7%	Yes
North Corbin Junior High School	Livingston Parish	Livingston Parish	2023-2024	70.9%	71.3%	71.1%	Yes
North Live Oak Elementary School	Livingston Parish	Livingston Parish	2023-2024	70.9%	66.7%	66.8%	No
Northside Elementary School	Livingston Parish	Livingston Parish	2023-2024	70.9%	84.6%	85.0%	Yes

Name	Parish	Enrollment Zone	Enrollment Zone Year	Enrollment Zone ED%	Oct. 2024 ED %	Feb. 2025 ED %	Meets Enrollment Zone Avg.
Seventh Ward Elementary School	Livingston Parish	Livingston Parish	2023-2024	70.9%	64.2%	64.3%	No
South Fork Elementary School	Livingston Parish	Livingston Parish	2023-2024	70.9%	86.5%	86.3%	Yes
South Live Oak Elementary School	Livingston Parish	Livingston Parish	2023-2024	70.9%	63.4%	63.5%	No
South Walker Elementary School	Livingston Parish	Livingston Parish	2023-2024	70.9%	81.3%	81.1%	Yes
Southside Elementary School	Livingston Parish	Livingston Parish	2023-2024	70.9%	92.7%	92.3%	Yes
Southside Junior High School	Livingston Parish	Livingston Parish	2023-2024	70.9%	80.2%	80.4%	Yes
Springfield Elementary School	Livingston Parish	Livingston Parish	2023-2024	70.9%	83.6%	83.2%	Yes
Springfield High School	Livingston Parish	Livingston Parish	2023-2024	70.9%	70.8%	71.3%	No
Springfield Middle School	Livingston Parish	Livingston Parish	2023-2024	70.9%	79.6%	79.9%	Yes
Walker Elementary School	Livingston Parish	Livingston Parish	2023-2024	70.9%	85.9%	85.9%	Yes
Walker High School	Livingston Parish	Livingston Parish	2023-2024	70.9%	71.5%	71.1%	Yes
Walker Junior High	Livingston Parish	Livingston Parish	2023-2024	70.9%	84.4%	83.8%	Yes
Westside Junior High School	Livingston Parish	Livingston Parish	2023-2024	70.9%	76.8%	76.7%	Yes
Christian Acres Alternative School	Madison Parish	Madison Parish	2023-2024	94.2%	100.0%	100.0%	Yes
Madison High School	Madison Parish	Madison Parish	2023-2024	94.2%	91.8%	90.9%	No
Madison Middle School	Madison Parish	Madison Parish	2023-2024	94.2%	96.6%	97.5%	Yes
Tallulah Elementary School	Madison Parish	Madison Parish	2023-2024	94.2%	95.3%	95.9%	Yes
Wright Elementary School	Madison Parish	Madison Parish	2023-2024	94.2%	96.2%	96.3%	Yes
Bastrop High School	Morehouse Parish	Morehouse Parish	2023-2024	82.4%	89.0%	90.4%	Yes

Name	Parish	Enrollment Zone	Enrollment Zone Year	Enrollment Zone ED%	Oct. 2024 ED %	Feb. 2025 ED %	Meets Enrollment Zone Avg.
Beekman Charter School	Morehouse Parish	Morehouse Parish	2023-2024	82.4%	63.8%	65.1%	No
Delta Elementary School	Morehouse Parish	Morehouse Parish	2023-2024	82.4%	91.4%	91.6%	Yes
Morehouse Elementary School	Morehouse Parish	Morehouse Parish	2023-2024	82.4%	92.9%	94.2%	Yes
Morehouse Magnet School	Morehouse Parish	Morehouse Parish	2023-2024	82.4%	75.5%	77.5%	No
East Natchitoches Elementary & Middle School	Natchitoches Parish	Natchitoches Parish	2023-2024	89.7%	98.2%	99.0%	Yes
Fairview-Alpha Elementary & Junior High School	Natchitoches Parish	Natchitoches Parish	2023-2024	89.7%	91.3%	91.3%	Yes
Goldonna Elementary & Junior High School	Natchitoches Parish	Natchitoches Parish	2023-2024	89.7%	98.1%	98.0%	Yes
L.P. Vaughn Elementary & Middle School	Natchitoches Parish	Natchitoches Parish	2023-2024	89.7%	90.6%	91.6%	Yes
Lakeview Jr./Sr. High School	Natchitoches Parish	Natchitoches Parish	2023-2024	89.7%	98.8%	98.8%	Yes
Louisiana School for Math Science & the Arts	Natchitoches Parish	Natchitoches Parish	2023-2024	89.7%	21.2%	21.9%	No
M.R. Weaver Elementary School	Natchitoches Parish	Natchitoches Parish	2023-2024	89.7%	98.4%	98.4%	Yes
Marthaville Elementary & Junior High School	Natchitoches Parish	Natchitoches Parish	2023-2024	89.7%	88.9%	87.4%	No
N.S.U. Elementary Lab School	Natchitoches Parish	Natchitoches Parish	2023-2024	89.7%	30.3%	29.9%	No
N.S.U. Middle Lab School	Natchitoches Parish	Natchitoches Parish	2023-2024	89.7%	45.5%	45.0%	No
Natchitoches Central High School	Natchitoches Parish	Natchitoches Parish	2023-2024	89.7%	90.6%	90.9%	Yes
Natchitoches Jr. High School	Natchitoches Parish	Natchitoches Parish	2023-2024	89.7%	98.7%	99.5%	Yes
Natchitoches Parish Technical and Career Center	Natchitoches Parish	Natchitoches Parish	2023-2024	89.7%	100.0%	100.0%	Yes
Provencal Elementary & Junior High School	Natchitoches Parish	Natchitoches Parish	2023-2024	89.7%	88.2%	88.5%	No
New Orleans Center for Creative Arts	Orleans Parish	Orleans Parish	2023-2024	N/A	44.4%	42.6%	N/A
The Leah Chase School	Orleans Parish	Orleans Parish	2023-2024	N/A	88.6%	91.2%	N/A

Name	Parish	Enrollment Zone	Enrollment Zone Year	Enrollment Zone ED%	Oct. 2024 ED %	Feb. 2025 ED %	Meets Enrollment Zone Avg.
Travis Hill School	Orleans Parish	Orleans Parish	2023-2024	N/A	100.0%	99.1%	N/A
Boley Elementary School	Ouachita Parish	Ouachita Parish	2023-2024	66.9%	83.7%	84.7%	Yes
Calhoun Elementary School	Ouachita Parish	Ouachita Parish	2023-2024	66.9%	57.3%	58.3%	No
Calhoun Middle School	Ouachita Parish	Ouachita Parish	2023-2024	66.9%	57.2%	58.6%	No
Central Elementary School	Ouachita Parish	Ouachita Parish	2023-2024	66.9%	54.9%	56.0%	No
Claiborne School	Ouachita Parish	Ouachita Parish	2023-2024	66.9%	52.3%	53.5%	No
Crosley Elementary School	Ouachita Parish	Ouachita Parish	2023-2024	66.9%	59.7%	61.1%	No
Drew Elementary School	Ouachita Parish	Ouachita Parish	2023-2024	66.9%	45.6%	45.8%	No
East Ouachita Middle School	Ouachita Parish	Ouachita Parish	2023-2024	66.9%	74.5%	75.8%	Yes
George Welch Elementary School	Ouachita Parish	Ouachita Parish	2023-2024	66.9%	37.3%	40.1%	No
Good Hope Middle School	Ouachita Parish	Ouachita Parish	2023-2024	66.9%	53.1%	54.1%	No
Highland Elementary School	Ouachita Parish	Ouachita Parish	2023-2024	66.9%	62.7%	64.9%	No
Jack Hayes Elementary School	Ouachita Parish	Ouachita Parish	2023-2024	66.9%	82.1%	84.3%	Yes
Kiroli Elementary School	Ouachita Parish	Ouachita Parish	2023-2024	66.9%	50.9%	54.4%	No
Lakeshore School	Ouachita Parish	Ouachita Parish	2023-2024	66.9%	78.1%	80.3%	Yes
Lenwil Elementary School	Ouachita Parish	Ouachita Parish	2023-2024	66.9%	92.6%	96.0%	Yes
Ouachita Junior High School	Ouachita Parish	Ouachita Parish	2023-2024	66.9%	79.9%	80.6%	Yes
Ouachita Parish High School	Ouachita Parish	Ouachita Parish	2023-2024	66.9%	73.1%	73.9%	Yes
Pinecrest Elementary/Middle School	Ouachita Parish	Ouachita Parish	2023-2024	66.9%	52.3%	54.5%	No
Richwood High School	Ouachita Parish	Ouachita Parish	2023-2024	66.9%	96.0%	96.4%	Yes

Name	Parish	Enrollment Zone	Enrollment Zone Year	Enrollment Zone ED%	Oct. 2024 ED %	Feb. 2025 ED %	Meets Enrollment Zone Avg.
Richwood Junior High School	Ouachita Parish	Ouachita Parish	2023-2024	66.9%	96.5%	96.6%	Yes
Riser Elementary School	Ouachita Parish	Ouachita Parish	2023-2024	66.9%	90.1%	92.5%	Yes
Riser Middle School	Ouachita Parish	Ouachita Parish	2023-2024	66.9%	92.9%	94.4%	Yes
Riverbend Elementary School	Ouachita Parish	Ouachita Parish	2023-2024	66.9%	91.7%	92.2%	Yes
Robinson Elementary School	Ouachita Parish	Ouachita Parish	2023-2024	66.9%	94.2%	96.1%	Yes
Shady Grove Elementary School	Ouachita Parish	Ouachita Parish	2023-2024	66.9%	96.5%	95.5%	Yes
Sterlington Elementary School	Ouachita Parish	Ouachita Parish	2023-2024	66.9%	45.3%	46.2%	No
Sterlington High School	Ouachita Parish	Ouachita Parish	2023-2024	66.9%	43.2%	43.5%	No
Sterlington Middle School	Ouachita Parish	Ouachita Parish	2023-2024	66.9%	45.0%	46.4%	No
Swartz Lower Elementary School	Ouachita Parish	Ouachita Parish	2023-2024	66.9%	66.7%	68.9%	No
Swartz Upper Elementary School	Ouachita Parish	Ouachita Parish	2023-2024	66.9%	70.9%	72.0%	Yes
Swayze Elementary School	Ouachita Parish	Ouachita Parish	2023-2024	66.9%	95.5%	96.7%	Yes
West Monroe High School	Ouachita Parish	Ouachita Parish	2023-2024	66.9%	55.7%	57.6%	No
West Ouachita High School	Ouachita Parish	Ouachita Parish	2023-2024	66.9%	51.7%	52.2%	No
West Ridge Middle School	Ouachita Parish	Ouachita Parish	2023-2024	66.9%	43.1%	45.6%	No
Woodlawn Elementary School	Ouachita Parish	Ouachita Parish	2023-2024	66.9%	61.6%	64.4%	No
Woodlawn Middle School	Ouachita Parish	Ouachita Parish	2023-2024	66.9%	65.1%	66.7%	No
Belle Chasse Elementary School	Plaquemines Parish	Plaquemines Parish	2023-2024	71.6%	60.2%	59.0%	No
Belle Chasse High School	Plaquemines Parish	Plaquemines Parish	2023-2024	71.6%	60.5%	60.1%	No
Belle Chasse Middle School	Plaquemines Parish	Plaquemines Parish	2023-2024	71.6%	66.1%	65.6%	No

Name	Parish	Enrollment Zone	Enrollment Zone Year	Enrollment Zone ED%	Oct. 2024 ED %	Feb. 2025 ED %	Meets Enrollment Zone Avg.
Belle Chasse Primary School	Plaquemines Parish	Plaquemines Parish	2023-2024	71.6%	63.4%	62.8%	No
Boothville-Venice Elementary School	Plaquemines Parish	Plaquemines Parish	2023-2024	71.6%	74.7%	77.3%	Yes
Phoenix High School	Plaquemines Parish	Plaquemines Parish	2023-2024	71.6%	79.6%	81.6%	Yes
South Plaquemines Elementary School	Plaquemines Parish	Plaquemines Parish	2023-2024	71.6%	79.2%	83.5%	Yes
South Plaquemines High School	Plaquemines Parish	Plaquemines Parish	2023-2024	71.6%	77.1%	80.1%	Yes
Livonia High School	Pointe Coupee Parish	Pointe Coupee Parish	2023-2024	80.0%	69.6%	72.1%	No
Rosenwald Elementary School	Pointe Coupee Parish	Pointe Coupee Parish	2023-2024	80.0%	93.2%	93.1%	Yes
Rougon Elementary School	Pointe Coupee Parish	Pointe Coupee Parish	2023-2024	80.0%	76.8%	77.8%	No
Upper Pointe Coupee Elementary School	Pointe Coupee Parish	Pointe Coupee Parish	2023-2024	80.0%	85.7%	88.3%	Yes
Valverda Elementary School	Pointe Coupee Parish	Pointe Coupee Parish	2023-2024	80.0%	70.7%	73.2%	No
Acadian Elementary	Rapides Parish	Rapides Parish	2023-2024	78.6%	98.5%	98.2%	Yes
Alexandria Middle Magnet School	Rapides Parish	Rapides Parish	2023-2024	78.6%	96.2%	96.5%	Yes
Alexandria Senior High School	Rapides Parish	Rapides Parish	2023-2024	78.6%	65.0%	65.8%	No
Alma Redwine Elementary	Rapides Parish	Rapides Parish	2023-2024	78.6%	98.7%	97.3%	Yes
Arthur F. Smith Middle Magnet School	Rapides Parish	Rapides Parish	2023-2024	78.6%	97.8%	98.1%	Yes
Ball Elementary School	Rapides Parish	Rapides Parish	2023-2024	78.6%	84.8%	85.1%	Yes
Bolton Academy	Rapides Parish	Rapides Parish	2023-2024	78.6%	54.2%	54.1%	No
Buckeye Elementary School	Rapides Parish	Rapides Parish	2023-2024	78.6%	63.5%	64.1%	No
Buckeye High School	Rapides Parish	Rapides Parish	2023-2024	78.6%	59.8%	59.6%	No
Caroline Dormon Junior High School	Rapides Parish	Rapides Parish	2023-2024	78.6%	43.3%	42.9%	No

Name	Parish	Enrollment Zone	Enrollment Zone Year	Enrollment Zone ED%	Oct. 2024 ED %	Feb. 2025 ED %	Meets Enrollment Zone Avg.
Carter C. Raymond Junior High School	Rapides Parish	Rapides Parish	2023-2024	78.6%	95.3%	94.3%	Yes
Cherokee Elementary School	Rapides Parish	Rapides Parish	2023-2024	78.6%	86.9%	86.6%	Yes
D.F. Huddle Elementary	Rapides Parish	Rapides Parish	2023-2024	78.6%	97.1%	98.8%	Yes
Forest Hill Junior High School	Rapides Parish	Rapides Parish	2023-2024	78.6%	88.4%	88.1%	Yes
Glenmora High School	Rapides Parish	Rapides Parish	2023-2024	78.6%	81.3%	80.8%	Yes
Hayden R. Lawrence Upper Elementary School	Rapides Parish	Rapides Parish	2023-2024	78.6%	68.6%	70.4%	No
Horseshoe Drive Elementary School	Rapides Parish	Rapides Parish	2023-2024	78.6%	96.3%	97.2%	Yes
J.B. Nachman Elementary School	Rapides Parish	Rapides Parish	2023-2024	78.6%	77.4%	79.4%	No
J.I. Barron Sr. Elementary School	Rapides Parish	Rapides Parish	2023-2024	78.6%	66.7%	66.8%	No
Jackson Head Start	Rapides Parish	Rapides Parish	2023-2024	78.6%	100.0%	100.0%	Yes
L.S. Rugg Elementary School	Rapides Parish	Rapides Parish	2023-2024	78.6%	97.8%	98.9%	Yes
Lee Head Start	Rapides Parish	Rapides Parish	2023-2024	78.6%	100.0%	100.0%	Yes
Lessie Moore Elementary School	Rapides Parish	Rapides Parish	2023-2024	78.6%	96.0%	96.3%	Yes
Mabel Brasher Montessori	Rapides Parish	Rapides Parish	2023-2024	78.6%	97.7%	98.1%	Yes
Martin Park Elementary School	Rapides Parish	Rapides Parish	2023-2024	78.6%	97.9%	97.2%	Yes
Mary Goff Elementary School	Rapides Parish	Rapides Parish	2023-2024	78.6%	73.6%	72.9%	No
McKeithen Head Start	Rapides Parish	Rapides Parish	2023-2024	78.6%	100.0%	100.0%	Yes
Northwood High School	Rapides Parish	Rapides Parish	2023-2024	78.6%	84.8%	84.8%	Yes
Oak Hill High School	Rapides Parish	Rapides Parish	2023-2024	78.6%	65.3%	68.0%	No
Paradise Elementary School	Rapides Parish	Rapides Parish	2023-2024	78.6%	78.0%	79.7%	No

Name	Parish	Enrollment Zone	Enrollment Zone Year	Enrollment Zone ED%	Oct. 2024 ED %	Feb. 2025 ED %	Meets Enrollment Zone Avg.
Peabody Magnet High School	Rapides Parish	Rapides Parish	2023-2024	78.6%	95.4%	95.9%	Yes
Peabody Montessori Elementary School	Rapides Parish	Rapides Parish	2023-2024	78.6%	69.3%	69.9%	No
Phoenix Magnet Elementary School	Rapides Parish	Rapides Parish	2023-2024	78.6%	45.5%	57.3%	No
Pineville Elementary School	Rapides Parish	Rapides Parish	2023-2024	78.6%	95.6%	96.8%	Yes
Pineville High School	Rapides Parish	Rapides Parish	2023-2024	78.6%	61.9%	61.7%	No
Pineville Junior High School	Rapides Parish	Rapides Parish	2023-2024	78.6%	73.4%	73.5%	No
Plainview High School	Rapides Parish	Rapides Parish	2023-2024	78.6%	75.7%	75.9%	No
Poland Junior High School	Rapides Parish	Rapides Parish	2023-2024	78.6%	80.1%	80.3%	Yes
Rapides High School	Rapides Parish	Rapides Parish	2023-2024	78.6%	83.5%	83.1%	Yes
Rapides Training Academy	Rapides Parish	Rapides Parish	2023-2024	78.6%	95.7%	97.1%	Yes
Rosenthal Montessori Elementary School	Rapides Parish	Rapides Parish	2023-2024	78.6%	89.0%	89.2%	Yes
Ruby-Wise Elementary School	Rapides Parish	Rapides Parish	2023-2024	78.6%	66.4%	65.9%	No
Scott M. Brame Middle School	Rapides Parish	Rapides Parish	2023-2024	78.6%	85.3%	85.7%	Yes
The Pines Head Start	Rapides Parish	Rapides Parish	2023-2024	78.6%	100.0%	100.0%	Yes
Tioga Elementary School	Rapides Parish	Rapides Parish	2023-2024	78.6%	87.9%	88.3%	Yes
Tioga High School	Rapides Parish	Rapides Parish	2023-2024	78.6%	73.6%	73.6%	No
Tioga Junior High School	Rapides Parish	Rapides Parish	2023-2024	78.6%	78.8%	79.4%	Yes
Red River Academic Academy	Red River Parish	Red River Parish	2023-2024	91.4%	100.0%	100.0%	Yes
Red River Elementary School	Red River Parish	Red River Parish	2023-2024	91.4%	91.8%	91.0%	Yes
Red River High School	Red River Parish	Red River Parish	2023-2024	91.4%	85.8%	85.7%	No

Name	Parish	Enrollment Zone	Enrollment Zone Year	Enrollment Zone ED%	Oct. 2024 ED %	Feb. 2025 ED %	Meets Enrollment Zone Avg.
Red River Junior High School	Red River Parish	Red River Parish	2023-2024	91.4%	94.4%	95.3%	Yes
Ware Youth Center	Red River Parish	Red River Parish	2023-2024	91.4%	100.0%	100.0%	Yes
Delhi Elementary School	Richland Parish	Richland Parish	2023-2024	78.9%	94.1%	94.0%	Yes
Delhi High School	Richland Parish	Richland Parish	2023-2024	78.9%	84.9%	88.8%	Yes
Delhi Middle School	Richland Parish	Richland Parish	2023-2024	78.9%	92.3%	94.7%	Yes
Holly Ridge Elementary School	Richland Parish	Richland Parish	2023-2024	78.9%	73.9%	76.3%	No
Mangham Elementary School	Richland Parish	Richland Parish	2023-2024	78.9%	66.8%	67.5%	No
Mangham High School	Richland Parish	Richland Parish	2023-2024	78.9%	60.9%	61.3%	No
Mangham Junior High School	Richland Parish	Richland Parish	2023-2024	78.9%	65.7%	67.1%	No
Rayville Elementary School	Richland Parish	Richland Parish	2023-2024	78.9%	93.8%	94.9%	Yes
Rayville High School	Richland Parish	Richland Parish	2023-2024	78.9%	83.2%	84.1%	Yes
Rayville Junior High School	Richland Parish	Richland Parish	2023-2024	78.9%	95.2%	94.5%	Yes
Start Elementary School	Richland Parish	Richland Parish	2023-2024	78.9%	62.5%	64.0%	No
Converse High School	Sabine Parish	Sabine Parish	2023-2024	70.1%	68.7%	69.0%	No
Ebarb School	Sabine Parish	Sabine Parish	2023-2024	70.1%	69.7%	69.7%	No
Florien High School	Sabine Parish	Sabine Parish	2023-2024	70.1%	56.6%	56.7%	No
Many Elementary School	Sabine Parish	Sabine Parish	2023-2024	70.1%	73.1%	74.4%	Yes
Many High School	Sabine Parish	Sabine Parish	2023-2024	70.1%	65.1%	65.5%	No
Many Junior High School	Sabine Parish	Sabine Parish	2023-2024	70.1%	71.9%	72.3%	Yes
Negreet High School	Sabine Parish	Sabine Parish	2023-2024	70.1%	64.8%	65.6%	No

Name	Parish	Enrollment Zone	Enrollment Zone Year	Enrollment Zone ED%	Oct. 2024 ED %	Feb. 2025 ED %	Meets Enrollment Zone Avg.
Pleasant Hill High School	Sabine Parish	Sabine Parish	2023-2024	70.1%	85.5%	84.6%	Yes
Zwolle Elementary School	Sabine Parish	Sabine Parish	2023-2024	70.1%	81.9%	81.9%	Yes
Zwolle High School	Sabine Parish	Sabine Parish	2023-2024	70.1%	79.7%	79.6%	Yes
Andrew Jackson Middle School	St. Bernard Parish	St. Bernard Parish	2023-2024	77.2%	78.8%	79.2%	Yes
Arabi Elementary School	St. Bernard Parish	St. Bernard Parish	2023-2024	69.9%	65.4%	67.6%	No
Arlene Meraux Elementary School	St. Bernard Parish	St. Bernard Parish	2023-2024	69.9%	83.7%	85.0%	Yes
C.F. Rowley Alternative School	St. Bernard Parish	St. Bernard Parish	2023-2024	69.9%	88.8%	86.8%	Yes
Chalmette Elementary School	St. Bernard Parish	St. Bernard Parish	2023-2024	69.9%	80.8%	82.6%	Yes
Chalmette High School	St. Bernard Parish	St. Bernard Parish	2023-2024	69.9%	66.0%	66.8%	No
J.F. Gauthier School	St. Bernard Parish	St. Bernard Parish	2023-2024	69.9%	73.6%	72.9%	Yes
Joseph J. Davies Elementary School	St. Bernard Parish	St. Bernard Parish	2023-2024	69.9%	59.2%	60.2%	No
Lacoste Elementary School	St. Bernard Parish	St. Bernard Parish	2023-2024	69.9%	58.9%	61.0%	No
N.P. Trist Middle School	St. Bernard Parish	St. Bernard Parish	2023-2024	69.9%	60.6%	61.2%	No
St. Bernard Middle School	St. Bernard Parish	St. Bernard Parish	2023-2024	69.9%	75.5%	77.9%	Yes
W. Smith Jr. Elementary School	St. Bernard Parish	St. Bernard Parish	2023-2024	69.9%	90.8%	89.4%	Yes
Albert Cammon Middle School	St. Charles Parish	St. Charles Parish	2023-2024	55.2%	67.7%	71.0%	Yes
Allemands Elementary School	St. Charles Parish	St. Charles Parish	2023-2024	55.2%	47.6%	50.0%	No
Destrehan High School	St. Charles Parish	St. Charles Parish	2023-2024	55.2%	49.9%	54.6%	No
East Bank Head Start	St. Charles Parish	St. Charles Parish	2023-2024	55.2%	94.3%	95.0%	Yes
Ethel Schoeffner Elementary School	St. Charles Parish	St. Charles Parish	2023-2024	55.2%	46.5%	49.1%	No

Name	Parish	Enrollment Zone	Enrollment Zone Year	Enrollment Zone ED%	Oct. 2024 ED %	Feb. 2025 ED %	Meets Enrollment Zone Avg.
George Washington Carver Early Learning Center	St. Charles Parish	St. Charles Parish	2023-2024	55.2%	100.0%	100.0%	Yes
Hahnville High School	St. Charles Parish	St. Charles Parish	2023-2024	55.2%	47.7%	50.1%	No
Harry M. Hurst Middle School	St. Charles Parish	St. Charles Parish	2023-2024	55.2%	43.6%	46.1%	No
J.B. Martin Middle School	St. Charles Parish	St. Charles Parish	2023-2024	55.2%	40.5%	43.8%	No
Lakewood Elementary School	St. Charles Parish	St. Charles Parish	2023-2024	55.2%	35.7%	37.9%	No
Luling Elementary School	St. Charles Parish	St. Charles Parish	2023-2024	55.2%	65.7%	72.6%	Yes
Mimosa Park Elementary School	St. Charles Parish	St. Charles Parish	2023-2024	55.2%	38.1%	40.5%	No
New Sarpy Elementary School	St. Charles Parish	St. Charles Parish	2023-2024	55.2%	40.8%	43.4%	No
Norco Elementary School	St. Charles Parish	St. Charles Parish	2023-2024	55.2%	37.9%	41.6%	No
R.J. Vial Elementary School	St. Charles Parish	St. Charles Parish	2023-2024	55.2%	56.1%	57.1%	Yes
R.K. Smith Middle School	St. Charles Parish	St. Charles Parish	2023-2024	55.2%	71.9%	77.9%	Yes
St. Rose Elementary School	St. Charles Parish	St. Charles Parish	2023-2024	55.2%	72.4%	75.6%	Yes
St. Helena Arts and Technology Academy	St. Helena Parish	St. Helena Parish	2023-2024	98.0%	100.0%	99.7%	Yes
St. Helena College and Career Academy	St. Helena Parish	St. Helena Parish	2023-2024	98.0%	100.0%	99.5%	Yes
St. Helena Early Learning Center	St. Helena Parish	St. Helena Parish	2023-2024	98.0%	100.0%	99.6%	Yes
Gramercy Elementary School	St. James Parish	St. James Parish	2023-2024	64.5%	62.5%	66.4%	No
Lutcher High School	St. James Parish	St. James Parish	2023-2024	64.5%	52.0%	54.9%	No
Paulina Elementary School	St. James Parish	St. James Parish	2023-2024	64.5%	66.0%	68.9%	Yes
Sixth Ward Elementary School	St. James Parish	St. James Parish	2023-2024	64.5%	83.4%	87.3%	Yes
St. James High School	St. James Parish	St. James Parish	2023-2024	64.5%	74.9%	79.1%	Yes

Name	Parish	Enrollment Zone	Enrollment Zone Year	Enrollment Zone ED%	Oct. 2024 ED %	Feb. 2025 ED %	Meets Enrollment Zone Avg.
Vacherie Elementary School	St. James Parish	St. James Parish	2023-2024	64.5%	80.9%	86.3%	Yes
East St. John High School	St. John the Baptist Parish	St. John the Baptist Parish	2023-2024	81.2%	79.2%	83.0%	No
East St. John Preparatory Academy	St. John the Baptist Parish	St. John the Baptist Parish	2023-2024	81.2%	88.1%	92.7%	Yes
Emily C. Watkins Elementary	St. John the Baptist Parish	St. John the Baptist Parish	2023-2024	81.2%	86.7%	88.2%	Yes
Fifth Ward Elementary School	St. John the Baptist Parish	St. John the Baptist Parish	2023-2024	81.2%	90.2%	92.7%	Yes
Garyville/Mt. Airy Math & Science Magnet Schl.	St. John the Baptist Parish	St. John the Baptist Parish	2023-2024	81.2%	87.7%	91.8%	Yes
John L. Ory Communications Magnet Elementary	St. John the Baptist Parish	St. John the Baptist Parish	2023-2024	81.2%	63.1%	67.5%	No
Lake Pontchartrain Elementary School	St. John the Baptist Parish	St. John the Baptist Parish	2023-2024	81.2%	80.8%	86.8%	No
LaPlace Elementary School	St. John the Baptist Parish	St. John the Baptist Parish	2023-2024	81.2%	85.1%	89.3%	Yes
West St. John Elementary School (K-7)	St. John the Baptist Parish	St. John the Baptist Parish	2023-2024	81.2%	87.9%	89.3%	Yes
West St. John High School	St. John the Baptist Parish	St. John the Baptist Parish	2023-2024	81.2%	80.9%	86.9%	No
Arnaudville Middle School	St. Landry Parish	St. Landry Parish	2023-2024	82.0%	77.7%	80.0%	No
Beau Chene High School	St. Landry Parish	St. Landry Parish	2023-2024	82.0%	69.8%	70.2%	No
Cankton Elementary School	St. Landry Parish	St. Landry Parish	2023-2024	82.0%	89.8%	90.7%	Yes
Central Middle School	St. Landry Parish	St. Landry Parish	2023-2024	82.0%	87.3%	87.5%	Yes
Creswell Middle School	St. Landry Parish	St. Landry Parish	2023-2024	82.0%	92.0%	92.5%	Yes
East Elementary School	St. Landry Parish	St. Landry Parish	2023-2024	82.0%	88.1%	89.1%	Yes
Eunice Elementary School	St. Landry Parish	St. Landry Parish	2023-2024	82.0%	91.5%	93.0%	Yes
Eunice High School	St. Landry Parish	St. Landry Parish	2023-2024	82.0%	76.9%	76.6%	No
Eunice Junior High School	St. Landry Parish	St. Landry Parish	2023-2024	82.0%	89.1%	89.3%	Yes

Name	Parish	Enrollment Zone	Enrollment Zone Year	Enrollment Zone ED%	Oct. 2024 ED %	Feb. 2025 ED %	Meets Enrollment Zone Avg.
Glendale Elementary School	St. Landry Parish	St. Landry Parish	2023-2024	82.0%	91.9%	92.4%	Yes
Grand Coteau Elementary School	St. Landry Parish	St. Landry Parish	2023-2024	82.0%	81.8%	82.4%	No
Grand Prairie Elementary School	St. Landry Parish	St. Landry Parish	2023-2024	82.0%	77.0%	78.1%	No
Grolee Elementary School	St. Landry Parish	St. Landry Parish	2023-2024	82.0%	95.6%	97.0%	Yes
Highland Early Learning Center	St. Landry Parish	St. Landry Parish	2023-2024	82.0%	77.5%	77.5%	No
Krotz Springs Elementary School	St. Landry Parish	St. Landry Parish	2023-2024	82.0%	70.0%	71.7%	No
Lawtell Elementary School	St. Landry Parish	St. Landry Parish	2023-2024	82.0%	90.1%	90.0%	Yes
Leonville Elementary School	St. Landry Parish	St. Landry Parish	2023-2024	82.0%	68.7%	69.9%	No
Magnet Academy for Cultural Arts	St. Landry Parish	St. Landry Parish	2023-2024	82.0%	74.7%	74.2%	No
North Central High School	St. Landry Parish	St. Landry Parish	2023-2024	82.0%	90.0%	91.0%	Yes
Northeast Elementary School	St. Landry Parish	St. Landry Parish	2023-2024	82.0%	94.9%	94.0%	Yes
Northwest High School	St. Landry Parish	St. Landry Parish	2023-2024	82.0%	85.2%	85.2%	Yes
Opelousas Junior High School	St. Landry Parish	St. Landry Parish	2023-2024	82.0%	95.6%	96.3%	Yes
Opelousas Middle School	St. Landry Parish	St. Landry Parish	2023-2024	82.0%	93.9%	93.5%	Yes
Opelousas Senior High School	St. Landry Parish	St. Landry Parish	2023-2024	82.0%	89.4%	89.6%	Yes
Palmetto Elementary School	St. Landry Parish	St. Landry Parish	2023-2024	82.0%	84.6%	85.4%	Yes
Park Vista Elementary School	St. Landry Parish	St. Landry Parish	2023-2024	82.0%	90.2%	90.2%	Yes
Plaisance Middle School	St. Landry Parish	St. Landry Parish	2023-2024	82.0%	83.0%	81.5%	Yes
Port Barre Elementary School	St. Landry Parish	St. Landry Parish	2023-2024	82.0%	74.2%	74.4%	No
Port Barre High School	St. Landry Parish	St. Landry Parish	2023-2024	82.0%	65.1%	66.1%	No

Name	Parish	Enrollment Zone	Enrollment Zone Year	Enrollment Zone ED%	Oct. 2024 ED %	Feb. 2025 ED %	Meets Enrollment Zone Avg.
Port Barre Middle School	St. Landry Parish	St. Landry Parish	2023-2024	82.0%	74.8%	76.3%	No
Sunset Middle School	St. Landry Parish	St. Landry Parish	2023-2024	82.0%	87.9%	88.0%	Yes
Washington Elementary School	St. Landry Parish	St. Landry Parish	2023-2024	82.0%	96.5%	96.7%	Yes
Breaux Bridge Elementary School	St. Martin Parish	St. Martin Parish	2023-2024	78.3%	92.5%	92.6%	Yes
Breaux Bridge High School	St. Martin Parish	St. Martin Parish	2023-2024	78.3%	82.2%	82.6%	Yes
Breaux Bridge Junior High School	St. Martin Parish	St. Martin Parish	2023-2024	78.3%	91.5%	91.3%	Yes
Breaux Bridge Primary School	St. Martin Parish	St. Martin Parish	2023-2024	78.3%	96.7%	96.0%	Yes
Cecilia High School	St. Martin Parish	St. Martin Parish	2023-2024	78.3%	72.0%	72.0%	No
Cecilia Junior High School	St. Martin Parish	St. Martin Parish	2023-2024	78.3%	76.6%	77.5%	No
Cecilia Primary School	St. Martin Parish	St. Martin Parish	2023-2024	78.3%	92.0%	92.2%	Yes
Parks Middle School	St. Martin Parish	St. Martin Parish	2023-2024	78.3%	87.3%	86.9%	Yes
Parks Primary School	St. Martin Parish	St. Martin Parish	2023-2024	78.3%	97.4%	97.4%	Yes
St. Martin Early STEAM Academy	St. Martin Parish	St. Martin Parish	2023-2024	78.3%	99.4%	99.7%	Yes
St. Martin STEAM Academy	St. Martin Parish	St. Martin Parish	2023-2024	78.3%	92.9%	94.0%	Yes
St. Martinville Junior High School	St. Martin Parish	St. Martin Parish	2023-2024	78.3%	89.3%	90.4%	Yes
St. Martinville Senior High School	St. Martin Parish	St. Martin Parish	2023-2024	78.3%	83.8%	83.6%	Yes
Stephensville Elementary School	St. Martin Parish	St. Martin Parish	2023-2024	78.3%	99.0%	98.1%	Yes
Teche Elementary School	St. Martin Parish	St. Martin Parish	2023-2024	78.3%	82.3%	82.5%	Yes
B. Edward Boudreaux Middle School	St. Mary Parish	St. Mary Parish	2023-2024	76.9%	90.0%	93.3%	Yes
Bayou Vista Elementary School	St. Mary Parish	St. Mary Parish	2023-2024	76.9%	70.1%	74.9%	No

Name	Parish	Enrollment Zone	Enrollment Zone Year	Enrollment Zone ED%	Oct. 2024 ED %	Feb. 2025 ED %	Meets Enrollment Zone Avg.
Berwick Elementary School	St. Mary Parish	St. Mary Parish	2023-2024	76.9%	65.8%	70.1%	No
Berwick High School	St. Mary Parish	St. Mary Parish	2023-2024	76.9%	56.3%	61.0%	No
Berwick Junior High School	St. Mary Parish	St. Mary Parish	2023-2024	76.9%	61.8%	65.9%	No
Centerville High School	St. Mary Parish	St. Mary Parish	2023-2024	76.9%	76.1%	78.5%	No
Franklin Junior High School	St. Mary Parish	St. Mary Parish	2023-2024	76.9%	94.4%	96.8%	Yes
Franklin Senior High School	St. Mary Parish	St. Mary Parish	2023-2024	76.9%	91.4%	93.9%	Yes
Hattie A. Watts Elementary School	St. Mary Parish	St. Mary Parish	2023-2024	76.9%	79.1%	83.0%	Yes
J.S. Aucoin Elementary School	St. Mary Parish	St. Mary Parish	2023-2024	76.9%	83.1%	85.1%	Yes
Julia B. Maitland School	St. Mary Parish	St. Mary Parish	2023-2024	76.9%	90.2%	92.9%	Yes
LaGrange Elementary School	St. Mary Parish	St. Mary Parish	2023-2024	76.9%	94.6%	95.3%	Yes
M.E. Norman Elementary School	St. Mary Parish	St. Mary Parish	2023-2024	76.9%	83.2%	86.7%	Yes
Morgan City High School	St. Mary Parish	St. Mary Parish	2023-2024	76.9%	72.7%	78.5%	No
Morgan City Junior High School	St. Mary Parish	St. Mary Parish	2023-2024	76.9%	79.6%	83.0%	Yes
Patterson High School	St. Mary Parish	St. Mary Parish	2023-2024	76.9%	76.4%	80.9%	No
Patterson Junior High School	St. Mary Parish	St. Mary Parish	2023-2024	76.9%	77.3%	80.8%	Yes
Raintree Elementary School	St. Mary Parish	St. Mary Parish	2023-2024	76.9%	91.6%	95.0%	Yes
W.P. Foster Elementary School	St. Mary Parish	St. Mary Parish	2023-2024	76.9%	96.5%	97.3%	Yes
West St. Mary High School	St. Mary Parish	St. Mary Parish	2023-2024	76.9%	88.7%	90.8%	Yes
Wyandotte Elementary School	St. Mary Parish	St. Mary Parish	2023-2024	76.9%	74.5%	78.9%	No
Abita Springs Elementary School	St. Tammany Parish	St. Tammany Parish	2023-2024	53.5%	53.9%	55.9%	Yes

Name	Parish	Enrollment Zone	Enrollment Zone Year	Enrollment Zone ED%	Oct. 2024 ED %	Feb. 2025 ED %	Meets Enrollment Zone Avg.
Abita Springs Middle School	St. Tammany Parish	St. Tammany Parish	2023-2024	53.5%	51.5%	52.9%	No
Abney Elementary Early Childhood Center	St. Tammany Parish	St. Tammany Parish	2023-2024	53.5%	72.1%	73.9%	Yes
Alton Elementary School	St. Tammany Parish	St. Tammany Parish	2023-2024	53.5%	92.4%	94.1%	Yes
Bayou Lacombe Middle	St. Tammany Parish	St. Tammany Parish	2023-2024	53.5%	69.9%	70.1%	Yes
Bayou Woods Elementary School	St. Tammany Parish	St. Tammany Parish	2023-2024	53.5%	76.1%	78.0%	Yes
Bonne Ecole Elementary School	St. Tammany Parish	St. Tammany Parish	2023-2024	53.5%	58.7%	60.7%	Yes
Boyet Junior High School	St. Tammany Parish	St. Tammany Parish	2023-2024	53.5%	44.9%	47.3%	No
Carolyn Park Middle	St. Tammany Parish	St. Tammany Parish	2023-2024	53.5%	77.8%	79.5%	Yes
Chahta-Ima Elementary School	St. Tammany Parish	St. Tammany Parish	2023-2024	53.5%	73.5%	73.5%	Yes
Clearwood Junior High School	St. Tammany Parish	St. Tammany Parish	2023-2024	53.5%	56.8%	59.4%	Yes
Covington Elementary School	St. Tammany Parish	St. Tammany Parish	2023-2024	53.5%	64.7%	67.3%	Yes
Covington High School	St. Tammany Parish	St. Tammany Parish	2023-2024	53.5%	53.6%	54.8%	Yes
Creekside Junior High	St. Tammany Parish	St. Tammany Parish	2023-2024	53.5%	60.9%	63.7%	Yes
Cypress Cove Elementary School	St. Tammany Parish	St. Tammany Parish	2023-2024	53.5%	54.8%	55.7%	Yes
E. E. Lyon Elementary School	St. Tammany Parish	St. Tammany Parish	2023-2024	53.5%	70.2%	70.9%	Yes
Fifth Ward Junior High School	St. Tammany Parish	St. Tammany Parish	2023-2024	53.5%	60.0%	59.3%	Yes
Florida Avenue Elementary School	St. Tammany Parish	St. Tammany Parish	2023-2024	53.5%	75.5%	78.4%	Yes
Folsom Elementary School	St. Tammany Parish	St. Tammany Parish	2023-2024	53.5%	56.1%	57.0%	Yes
Folsom Junior High School	St. Tammany Parish	St. Tammany Parish	2023-2024	53.5%	56.8%	57.5%	Yes
Fontainebleau High School	St. Tammany Parish	St. Tammany Parish	2023-2024	53.5%	38.4%	38.2%	No

Name	Parish	Enrollment Zone	Enrollment Zone Year	Enrollment Zone ED%	Oct. 2024 ED %	Feb. 2025 ED %	Meets Enrollment Zone Avg.
Fontainebleau Junior High School	St. Tammany Parish	St. Tammany Parish	2023-2024	53.5%	37.0%	38.2%	No
Gayle Sloan Middle School	St. Tammany Parish	St. Tammany Parish	2023-2024	53.5%	27.3%	27.9%	No
Glynn H. Brock Elementary School	St. Tammany Parish	St. Tammany Parish	2023-2024	53.5%	84.9%	85.9%	Yes
Henry Mayfield Elementary School	St. Tammany Parish	St. Tammany Parish	2023-2024	53.5%	64.5%	65.5%	Yes
Honey Island Elementary School	St. Tammany Parish	St. Tammany Parish	2023-2024	53.5%	53.0%	54.7%	No
Joseph B. Lancaster Elementary School	St. Tammany Parish	St. Tammany Parish	2023-2024	53.5%	23.9%	25.2%	No
L.P. Monteleone Junior High School	St. Tammany Parish	St. Tammany Parish	2023-2024	53.5%	43.0%	43.1%	No
Lake Harbor Middle School	St. Tammany Parish	St. Tammany Parish	2023-2024	53.5%	32.1%	32.6%	No
Lakeshore High School	St. Tammany Parish	St. Tammany Parish	2023-2024	53.5%	40.4%	40.9%	No
Lee Road Junior High School	St. Tammany Parish	St. Tammany Parish	2023-2024	53.5%	47.9%	48.9%	No
Little Oak Middle School	St. Tammany Parish	St. Tammany Parish	2023-2024	53.5%	47.8%	49.8%	No
Little Pearl Elementary School	St. Tammany Parish	St. Tammany Parish	2023-2024	53.5%	54.1%	52.3%	Yes
Madisonville Elementary School	St. Tammany Parish	St. Tammany Parish	2023-2024	53.5%	30.5%	31.8%	No
Madisonville Junior High School	St. Tammany Parish	St. Tammany Parish	2023-2024	53.5%	24.3%	24.6%	No
Magnolia Trace Elementary School	St. Tammany Parish	St. Tammany Parish	2023-2024	53.5%	36.6%	36.8%	No
Mandeville Elementary School	St. Tammany Parish	St. Tammany Parish	2023-2024	53.5%	35.1%	35.5%	No
Mandeville High School	St. Tammany Parish	St. Tammany Parish	2023-2024	53.5%	24.8%	25.8%	No
Mandeville Junior High School	St. Tammany Parish	St. Tammany Parish	2023-2024	53.5%	26.8%	27.4%	No
Marigny Elementary School	St. Tammany Parish	St. Tammany Parish	2023-2024	53.5%	33.9%	35.1%	No
Northshore High School	St. Tammany Parish	St. Tammany Parish	2023-2024	53.5%	40.0%	41.2%	No

Name	Parish	Enrollment Zone	Enrollment Zone Year	Enrollment Zone ED%	Oct. 2024 ED %	Feb. 2025 ED %	Meets Enrollment Zone Avg.
Pearl River High School	St. Tammany Parish	St. Tammany Parish	2023-2024	53.5%	57.7%	58.3%	Yes
Pine View Middle School	St. Tammany Parish	St. Tammany Parish	2023-2024	53.5%	68.4%	70.4%	Yes
Pontchartrain Elementary School	St. Tammany Parish	St. Tammany Parish	2023-2024	53.5%	28.2%	28.5%	No
Riverside Elementary School	St. Tammany Parish	St. Tammany Parish	2023-2024	53.5%	60.0%	60.7%	Yes
Salmen High School	St. Tammany Parish	St. Tammany Parish	2023-2024	53.5%	67.0%	68.9%	Yes
Sixth Ward Elementary School	St. Tammany Parish	St. Tammany Parish	2023-2024	53.5%	62.0%	62.8%	Yes
Slidell High School	St. Tammany Parish	St. Tammany Parish	2023-2024	53.5%	56.3%	57.7%	Yes
Slidell Junior High School	St. Tammany Parish	St. Tammany Parish	2023-2024	53.5%	66.2%	67.3%	Yes
St. Tammany Junior High School	St. Tammany Parish	St. Tammany Parish	2023-2024	53.5%	75.4%	78.3%	Yes
Tchefuncte Middle School	St. Tammany Parish	St. Tammany Parish	2023-2024	53.5%	27.7%	27.6%	No
W.L. Abney Elementary	St. Tammany Parish	St. Tammany Parish	2023-2024	53.5%	73.7%	77.4%	Yes
Whispering Forest Elementary School	St. Tammany Parish	St. Tammany Parish	2023-2024	53.5%	59.7%	61.6%	Yes
William Pitcher Junior High School	St. Tammany Parish	St. Tammany Parish	2023-2024	53.5%	66.2%	67.7%	Yes
Woodlake Elementary School	St. Tammany Parish	St. Tammany Parish	2023-2024	53.5%	35.9%	36.4%	No
Amite Elementary Magnet School	Tangipahoa Parish	Tangipahoa Parish	2023-2024	78.5%	96.6%	97.1%	Yes
Amite High Magnet	Tangipahoa Parish	Tangipahoa Parish	2023-2024	78.5%	92.8%	94.3%	Yes
Amite Westside Middle Magnet	Tangipahoa Parish	Tangipahoa Parish	2023-2024	78.5%	93.5%	93.3%	Yes
Champ Cooper Elementary School	Tangipahoa Parish	Tangipahoa Parish	2023-2024	78.5%	68.4%	69.4%	No
Chesbrough Elementary School	Tangipahoa Parish	Tangipahoa Parish	2023-2024	78.5%	85.2%	86.9%	Yes
D.C. Reeves Elementary School	Tangipahoa Parish	Tangipahoa Parish	2023-2024	78.5%	76.6%	78.9%	No

Name	Parish	Enrollment Zone	Enrollment Zone Year	Enrollment Zone ED%	Oct. 2024 ED %	Feb. 2025 ED %	Meets Enrollment Zone Avg.
Greenville Park Leadership Academy	Tangipahoa Parish	Tangipahoa Parish	2023-2024	78.5%	95.3%	95.2%	Yes
Hammond Eastside Magnet	Tangipahoa Parish	Tangipahoa Parish	2023-2024	78.5%	78.3%	78.2%	No
Hammond High Magnet School	Tangipahoa Parish	Tangipahoa Parish	2023-2024	78.5%	75.7%	76.5%	No
Hammond Westside Montessori	Tangipahoa Parish	Tangipahoa Parish	2023-2024	78.5%	85.4%	86.2%	Yes
Independence High Magnet	Tangipahoa Parish	Tangipahoa Parish	2023-2024	78.5%	90.6%	91.4%	Yes
Independence Leadership Academy	Tangipahoa Parish	Tangipahoa Parish	2023-2024	78.5%	92.0%	92.3%	Yes
Jewel M. Sumner High School	Tangipahoa Parish	Tangipahoa Parish	2023-2024	78.5%	74.0%	74.3%	No
Jewel M. Sumner Middle School	Tangipahoa Parish	Tangipahoa Parish	2023-2024	78.5%	81.4%	81.3%	Yes
Kentwood High Magnet School	Tangipahoa Parish	Tangipahoa Parish	2023-2024	78.5%	93.0%	93.9%	Yes
Loranger Elementary School	Tangipahoa Parish	Tangipahoa Parish	2023-2024	78.5%	75.3%	76.7%	No
Loranger High School	Tangipahoa Parish	Tangipahoa Parish	2023-2024	78.5%	65.5%	66.0%	No
Loranger Middle School	Tangipahoa Parish	Tangipahoa Parish	2023-2024	78.5%	74.4%	74.3%	No
Lucille Nesom Memorial	Tangipahoa Parish	Tangipahoa Parish	2023-2024	78.5%	90.1%	92.4%	Yes
Martha Vinyard Elementary School	Tangipahoa Parish	Tangipahoa Parish	2023-2024	78.5%	76.9%	78.3%	No
Midway Elementary School	Tangipahoa Parish	Tangipahoa Parish	2023-2024	78.5%	90.8%	92.2%	Yes
Natalbany Middle	Tangipahoa Parish	Tangipahoa Parish	2023-2024	78.5%	88.7%	89.5%	Yes
O.W. Dillon Leadership Academy	Tangipahoa Parish	Tangipahoa Parish	2023-2024	78.5%	97.2%	98.7%	Yes
Perrin Early Learning Center	Tangipahoa Parish	Tangipahoa Parish	2023-2024	78.5%	76.6%	77.7%	No
Ponchatoula High School	Tangipahoa Parish	Tangipahoa Parish	2023-2024	78.5%	61.5%	62.6%	No
Ponchatoula Junior High School	Tangipahoa Parish	Tangipahoa Parish	2023-2024	78.5%	71.9%	72.6%	No

Name	Parish	Enrollment Zone	Enrollment Zone Year	Enrollment Zone ED%	Oct. 2024 ED %	Feb. 2025 ED %	Meets Enrollment Zone Avg.
Roseland Montessori	Tangipahoa Parish	Tangipahoa Parish	2023-2024	78.5%	77.7%	78.2%	No
Southeastern LA University Lab School	Tangipahoa Parish	Tangipahoa Parish	2023-2024	78.5%	22.8%	22.4%	No
Spring Creek Elementary School	Tangipahoa Parish	Tangipahoa Parish	2023-2024	78.5%	70.2%	71.5%	No
Tucker Memorial Elementary School	Tangipahoa Parish	Tangipahoa Parish	2023-2024	78.5%	82.6%	83.7%	Yes
Woodland Park Magnet	Tangipahoa Parish	Tangipahoa Parish	2023-2024	78.5%	95.6%	95.5%	Yes
Tensas Elementary School	Tensas Parish	Tensas Parish	2023-2024	96.0%	96.3%	97.6%	Yes
Tensas High School	Tensas Parish	Tensas Parish	2023-2024	96.0%	95.3%	94.6%	No
Acadian Elementary School	Terrebonne Parish	Terrebonne Parish	2023-2024	70.9%	78.5%	85.9%	Yes
Bourg Elementary School	Terrebonne Parish	Terrebonne Parish	2023-2024	70.9%	44.6%	52.8%	No
Broadmoor Elementary School	Terrebonne Parish	Terrebonne Parish	2023-2024	70.9%	64.7%	69.0%	No
Caldwell Middle School	Terrebonne Parish	Terrebonne Parish	2023-2024	70.9%	79.2%	84.9%	Yes
Coteau-Bayou Blue Elementary School	Terrebonne Parish	Terrebonne Parish	2023-2024	70.9%	73.9%	78.0%	Yes
Dularge Elementary School	Terrebonne Parish	Terrebonne Parish	2023-2024	70.9%	78.5%	83.6%	Yes
Ecole Pointe-au-Chien	Terrebonne Parish	Terrebonne Parish	2023-2024	70.9%	41.2%	44.8%	No
Ellender Memorial High School	Terrebonne Parish	Terrebonne Parish	2023-2024	70.9%	77.2%	85.0%	Yes
Evergreen Junior High School	Terrebonne Parish	Terrebonne Parish	2023-2024	70.9%	71.2%	76.5%	Yes
Grand Caillou Elementary School	Terrebonne Parish	Terrebonne Parish	2023-2024	70.9%	87.8%	91.1%	Yes
Grand Caillou Middle School	Terrebonne Parish	Terrebonne Parish	2023-2024	70.9%	82.8%	84.3%	Yes
H. L. Bourgeois High School	Terrebonne Parish	Terrebonne Parish	2023-2024	70.9%	63.8%	71.0%	No
Houma Junior High School	Terrebonne Parish	Terrebonne Parish	2023-2024	70.9%	63.7%	70.9%	No

Name	Parish	Enrollment Zone	Enrollment Zone Year	Enrollment Zone ED%	Oct. 2024 ED %	Feb. 2025 ED %	Meets Enrollment Zone Avg.
Lacache Middle School	Terrebonne Parish	Terrebonne Parish	2023-2024	70.9%	67.6%	71.5%	No
Legion Park Elementary School	Terrebonne Parish	Terrebonne Parish	2023-2024	70.9%	89.0%	91.7%	Yes
Lisa Park Elementary School	Terrebonne Parish	Terrebonne Parish	2023-2024	70.9%	70.6%	78.0%	No
Montegut Elementary School	Terrebonne Parish	Terrebonne Parish	2023-2024	70.9%	74.1%	80.8%	Yes
Montegut Middle School	Terrebonne Parish	Terrebonne Parish	2023-2024	70.9%	52.3%	56.4%	No
Mulberry Elementary School	Terrebonne Parish	Terrebonne Parish	2023-2024	70.9%	42.9%	48.9%	No
Oaklawn Middle School	Terrebonne Parish	Terrebonne Parish	2023-2024	70.9%	82.9%	88.1%	Yes
Oakshire Elementary School	Terrebonne Parish	Terrebonne Parish	2023-2024	70.9%	67.1%	74.9%	No
School for Exceptional Children	Terrebonne Parish	Terrebonne Parish	2023-2024	70.9%	78.3%	79.2%	Yes
Schriever Elementary School	Terrebonne Parish	Terrebonne Parish	2023-2024	70.9%	84.0%	89.3%	Yes
South Terrebonne High School	Terrebonne Parish	Terrebonne Parish	2023-2024	70.9%	56.1%	61.5%	No
Southdown Elementary School	Terrebonne Parish	Terrebonne Parish	2023-2024	70.9%	88.0%	92.3%	Yes
Terrebonne High School	Terrebonne Parish	Terrebonne Parish	2023-2024	70.9%	58.1%	65.3%	No
Upper Little Caillou Elementary School	Terrebonne Parish	Terrebonne Parish	2023-2024	70.9%	72.0%	76.7%	Yes
Village East Elementary School	Terrebonne Parish	Terrebonne Parish	2023-2024	70.9%	85.2%	92.6%	Yes
Union Parish Elementary School	Union Parish	Union Parish	2023-2024	81.3%	88.2%	90.0%	Yes
Union Parish High School	Union Parish	Union Parish	2023-2024	81.3%	82.5%	83.4%	Yes
Abbeville High School	Vermilion Parish	Vermilion Parish	2023-2024	63.7%	83.1%	85.5%	Yes
Cecil Picard Elementary School at Maurice	Vermilion Parish	Vermilion Parish	2023-2024	63.7%	53.3%	54.8%	No
Dozier Elementary School	Vermilion Parish	Vermilion Parish	2023-2024	63.7%	51.9%	52.3%	No

Name	Parish	Enrollment Zone	Enrollment Zone Year	Enrollment Zone ED%	Oct. 2024 ED %	Feb. 2025 ED %	Meets Enrollment Zone Avg.
Eaton Park Elementary School	Vermilion Parish	Vermilion Parish	2023-2024	63.7%	96.1%	95.6%	Yes
Erath High School	Vermilion Parish	Vermilion Parish	2023-2024	63.7%	48.6%	49.5%	No
Erath Middle School	Vermilion Parish	Vermilion Parish	2023-2024	63.7%	49.4%	49.8%	No
Forked Island/E. Broussard Elem School	Vermilion Parish	Vermilion Parish	2023-2024	63.7%	57.6%	58.8%	No
Gueydan High School	Vermilion Parish	Vermilion Parish	2023-2024	63.7%	63.6%	64.1%	No
Indian Bayou Elementary School	Vermilion Parish	Vermilion Parish	2023-2024	63.7%	49.3%	48.8%	No
J.H. Williams Middle School	Vermilion Parish	Vermilion Parish	2023-2024	63.7%	88.5%	90.6%	Yes
James A. Herod Elementary School	Vermilion Parish	Vermilion Parish	2023-2024	63.7%	93.7%	94.7%	Yes
Jesse Owens Elementary School	Vermilion Parish	Vermilion Parish	2023-2024	63.7%	65.6%	66.7%	Yes
Kaplan Elementary School	Vermilion Parish	Vermilion Parish	2023-2024	63.7%	74.4%	75.7%	Yes
Kaplan High School	Vermilion Parish	Vermilion Parish	2023-2024	63.7%	56.7%	57.7%	No
Leblanc Elementary School	Vermilion Parish	Vermilion Parish	2023-2024	63.7%	69.4%	69.3%	Yes
Meaux Elementary School	Vermilion Parish	Vermilion Parish	2023-2024	63.7%	54.0%	55.1%	No
North Vermilion High School	Vermilion Parish	Vermilion Parish	2023-2024	63.7%	42.3%	43.7%	No
North Vermilion Middle School	Vermilion Parish	Vermilion Parish	2023-2024	63.7%	46.4%	46.9%	No
Rene A. Rost Middle School	Vermilion Parish	Vermilion Parish	2023-2024	63.7%	64.7%	65.7%	Yes
Seventh Ward Elementary School	Vermilion Parish	Vermilion Parish	2023-2024	63.7%	79.4%	81.6%	Yes
Anacoco Elementary School	Vernon Parish	Vernon Parish	2023-2024	68.1%	63.5%	64.3%	No
Anacoco High School	Vernon Parish	Vernon Parish	2023-2024	68.1%	64.0%	64.5%	No
East Leesville Early Childhood Center	Vernon Parish	Vernon Parish	2023-2024	68.1%	67.2%	70.1%	No

Name	Parish	Enrollment Zone	Enrollment Zone Year	Enrollment Zone ED%	Oct. 2024 ED %	Feb. 2025 ED %	Meets Enrollment Zone Avg.
Evans High School	Vernon Parish	Vernon Parish	2023-2024	68.1%	81.0%	81.2%	Yes
Hicks High School	Vernon Parish	Vernon Parish	2023-2024	68.1%	62.6%	62.3%	No
Hornbeck High School	Vernon Parish	Vernon Parish	2023-2024	68.1%	67.4%	66.6%	No
Leesville High School	Vernon Parish	Vernon Parish	2023-2024	68.1%	61.9%	63.6%	No
Leesville Junior High School	Vernon Parish	Vernon Parish	2023-2024	68.1%	72.0%	72.4%	Yes
North Early Childhood Center	Vernon Parish	Vernon Parish	2023-2024	68.1%	29.8%	28.5%	No
Parkway Elementary School	Vernon Parish	Vernon Parish	2023-2024	68.1%	41.2%	39.8%	No
Pickering Elementary School	Vernon Parish	Vernon Parish	2023-2024	68.1%	63.8%	64.4%	No
Pickering High School	Vernon Parish	Vernon Parish	2023-2024	68.1%	62.3%	59.8%	No
Pitkin High School	Vernon Parish	Vernon Parish	2023-2024	68.1%	82.3%	82.8%	Yes
Rosepine Elementary School	Vernon Parish	Vernon Parish	2023-2024	68.1%	67.2%	68.0%	No
Rosepine High School	Vernon Parish	Vernon Parish	2023-2024	68.1%	66.6%	65.9%	No
Simpson High School	Vernon Parish	Vernon Parish	2023-2024	68.1%	71.4%	71.5%	Yes
Vernon Middle School	Vernon Parish	Vernon Parish	2023-2024	68.1%	73.1%	71.8%	Yes
West Leesville Elementary School	Vernon Parish	Vernon Parish	2023-2024	68.1%	85.8%	87.0%	Yes
Enon Elementary School	Washington Parish	Washington Parish	2023-2024	73.6%	69.9%	70.6%	No
Franklinton Elementary School	Washington Parish	Washington Parish	2023-2024	73.6%	79.8%	81.4%	Yes
Franklinton High School	Washington Parish	Washington Parish	2023-2024	73.6%	71.1%	72.5%	No
Franklinton Junior High School	Washington Parish	Washington Parish	2023-2024	73.6%	81.7%	83.4%	Yes
Franklinton Primary School	Washington Parish	Washington Parish	2023-2024	73.6%	82.6%	83.8%	Yes

Name	Parish	Enrollment Zone	Enrollment Zone Year	Enrollment Zone ED%	Oct. 2024 ED %	Feb. 2025 ED %	Meets Enrollment Zone Avg.
Mt. Hermon School	Washington Parish	Washington Parish	2023-2024	73.6%	78.7%	80.0%	Yes
Pine School	Washington Parish	Washington Parish	2023-2024	73.6%	62.5%	64.0%	No
Thomas Elementary School	Washington Parish	Washington Parish	2023-2024	73.6%	66.4%	68.8%	No
Varnado High School	Washington Parish	Washington Parish	2023-2024	73.6%	89.1%	87.9%	Yes
Wesley Ray Elementary School	Washington Parish	Washington Parish	2023-2024	73.6%	90.2%	90.6%	Yes
Brown Upper Elementary School	Webster Parish	Webster Parish	2023-2024	76.2%	89.2%	90.3%	Yes
Browning Elementary School	Webster Parish	Webster Parish	2023-2024	76.2%	89.7%	89.1%	Yes
Central Elementary School	Webster Parish	Webster Parish	2023-2024	76.2%	58.4%	59.5%	No
Doyline High School	Webster Parish	Webster Parish	2023-2024	76.2%	75.1%	76.0%	No
E. S. Richardson Elementary School	Webster Parish	Webster Parish	2023-2024	76.2%	89.8%	89.8%	Yes
J. A. Phillips Elementary School	Webster Parish	Webster Parish	2023-2024	76.2%	86.1%	86.2%	Yes
J. L. Jones Elementary School	Webster Parish	Webster Parish	2023-2024	76.2%	87.7%	88.4%	Yes
Lakeside Junior-Senior High School	Webster Parish	Webster Parish	2023-2024	76.2%	59.0%	60.0%	No
Minden High School	Webster Parish	Webster Parish	2023-2024	76.2%	73.4%	74.3%	No
North Webster High School	Webster Parish	Webster Parish	2023-2024	76.2%	76.6%	77.5%	Yes
North Webster Junior High School	Webster Parish	Webster Parish	2023-2024	76.2%	81.3%	82.9%	Yes
North Webster Lower Elementary School	Webster Parish	Webster Parish	2023-2024	76.2%	87.5%	87.6%	Yes
North Webster Upper Elementary School	Webster Parish	Webster Parish	2023-2024	76.2%	76.4%	78.0%	Yes
Webster Junior High School	Webster Parish	Webster Parish	2023-2024	76.2%	83.9%	84.5%	Yes
Brusly Elementary School	West Baton Rouge Parish	West Baton Rouge Parish	2023-2024	82.7%	69.2%	69.2%	No

Name	Parish	Enrollment Zone	Enrollment Zone Year	Enrollment Zone ED%	Oct. 2024 ED %	Feb. 2025 ED %	Meets Enrollment Zone Avg.
Brusly High School	West Baton Rouge Parish	West Baton Rouge Parish	2023-2024	82.7%	59.7%	60.3%	No
Brusly Middle School	West Baton Rouge Parish	West Baton Rouge Parish	2023-2024	82.7%	70.1%	70.6%	No
Brusly Upper Elementary School	West Baton Rouge Parish	West Baton Rouge Parish	2023-2024	82.7%	66.5%	67.5%	No
Caneview K-8 School	West Baton Rouge Parish	West Baton Rouge Parish	2023-2024	82.7%	85.2%	85.1%	Yes
Cohn Elementary School	West Baton Rouge Parish	West Baton Rouge Parish	2023-2024	82.7%	95.4%	94.4%	Yes
Lukeville Elementary School	West Baton Rouge Parish	West Baton Rouge Parish	2023-2024	82.7%	66.2%	74.2%	No
Port Allen Elementary School	West Baton Rouge Parish	West Baton Rouge Parish	2023-2024	82.7%	96.7%	96.9%	Yes
Port Allen High School	West Baton Rouge Parish	West Baton Rouge Parish	2023-2024	82.7%	86.7%	87.3%	Yes
Port Allen Middle School	West Baton Rouge Parish	West Baton Rouge Parish	2023-2024	82.7%	97.5%	98.0%	Yes
Forest School	West Carroll Parish	West Carroll Parish	2023-2024	77.5%	83.6%	85.4%	Yes
Oak Grove Elementary School	West Carroll Parish	West Carroll Parish	2023-2024	77.5%	74.4%	74.7%	No
Oak Grove High School	West Carroll Parish	West Carroll Parish	2023-2024	77.5%	75.0%	76.0%	No
Bains Elementary School	West Feliciana Parish	West Feliciana Parish	2023-2024	50.2%	46.7%	47.3%	No
Bains Lower Elementary School	West Feliciana Parish	West Feliciana Parish	2023-2024	50.2%	51.1%	52.6%	Yes
Special Education Support-NonPublic/Homeschooled	West Feliciana Parish	West Feliciana Parish	2023-2024	50.2%	50.0%	40.0%	No
West Feliciana High School	West Feliciana Parish	West Feliciana Parish	2023-2024	50.2%	43.0%	42.8%	No
West Feliciana Middle School	West Feliciana Parish	West Feliciana Parish	2023-2024	50.2%	44.5%	44.5%	No
Calvin High School	Winn Parish	Winn Parish	2023-2024	79.2%	63.1%	64.5%	No
Dodson High School	Winn Parish	Winn Parish	2023-2024	79.2%	73.1%	72.9%	No

Name	Parish	Enrollment Zone	Enrollment Zone Year	Enrollment Zone ED%	Oct. 2024 ED %	Feb. 2025 ED %	Meets Enrollment Zone Avg.
Winnfield High School	Winn Parish	Winn Parish	2023-2024	79.2%	67.8%	69.1%	No
Winnfield Middle School	Winn Parish	Winn Parish	2023-2024	79.2%	80.9%	81.8%	Yes
Winnfield Primary School	Winn Parish	Winn Parish	2023-2024	79.2%	76.8%	78.0%	No
Copper Mill Elementary/Middle School	Zachary Community School District	Zachary Community School District	2023-2024	61.9%	65.2%	66.0%	Yes
Northwestern Elementary School	Zachary Community School District	Zachary Community School District	2023-2024	61.9%	67.8%	68.7%	Yes
Northwestern Middle School	Zachary Community School District	Zachary Community School District	2023-2024	61.9%	60.4%	60.5%	No
Rollins Place Elementary	Zachary Community School District	Zachary Community School District	2023-2024	61.9%	69.7%	69.0%	Yes
Zachary Early Learning Center	Zachary Community School District	Zachary Community School District	2023-2024	61.9%	63.7%	65.1%	Yes
Zachary Elementary School	Zachary Community School District	Zachary Community School District	2023-2024	61.9%	63.6%	63.6%	Yes
Zachary High School	Zachary Community School District	Zachary Community School District	2023-2024	61.9%	56.7%	57.3%	No

## Parish School Systems: Students with Disabilities Enrollment

Enrollment Zone	Enrollment Zone Year	Enrollment Zone SWD %	Oct. 2024 SWD %	Feb. 2025 SWD %	Meets Enrollment Zone SWD Average
Parishes from which a school is approved to enroll	The current school year	Overall SWD percentage for the Enrollment Zone in the current school year	School SWD % from October 2024 enrollment count	School SWD % from February 2025 enrollment count	School meets Enrollment Zone average if School October Enrollment Count SWD % meets or exceeds the Enrollment Zone SWD %

Name	Parish	Enrollment Zone	Enrollment Zone Year	Enrollment Zone SWD%	Oct. 2024 SWD %	Feb. 2025 SWD %	Meets Enrollment Zone Avg.
AMIkids Acadiana	Acadia Parish	Acadia Parish	2023-2024	12.6%	23.5%	20.0%	Yes
Armstrong Middle School	Acadia Parish	Acadia Parish	2023-2024	12.6%	14.1%	14.0%	Yes
Branch Elementary School	Acadia Parish	Acadia Parish	2023-2024	12.6%	14.4%	14.1%	Yes
Central Rayne Kindergarten School	Acadia Parish	Acadia Parish	2023-2024	12.6%	15.1%	14.4%	Yes
Church Point Elementary School	Acadia Parish	Acadia Parish	2023-2024	12.6%	13.5%	14.6%	Yes
Church Point Head Start Center	Acadia Parish	Acadia Parish	2023-2024	12.6%	~	~	No
Church Point High School	Acadia Parish	Acadia Parish	2023-2024	12.6%	9.5%	9.5%	No
Church Point Middle School	Acadia Parish	Acadia Parish	2023-2024	12.6%	22.3%	22.9%	Yes
Crowley High School	Acadia Parish	Acadia Parish	2023-2024	12.6%	11.1%	11.2%	No
Crowley Kindergarten School	Acadia Parish	Acadia Parish	2023-2024	12.6%	15.0%	15.6%	Yes
Crowley Middle School	Acadia Parish	Acadia Parish	2023-2024	12.6%	17.5%	17.3%	Yes
Egan Elementary School	Acadia Parish	Acadia Parish	2023-2024	12.6%	5.0%	5.7%	No
Estherwood Elementary School	Acadia Parish	Acadia Parish	2023-2024	12.6%	12.7%	12.7%	Yes

Name	Parish	Enrollment Zone	Enrollment Zone Year	Enrollment Zone SWD%	Oct. 2024 SWD %	Feb. 2025 SWD %	Meets Enrollment Zone Avg.
Estherwood Head Start Center	Acadia Parish	Acadia Parish	2023-2024	12.6%	~	~	No
Evangeline Elementary School	Acadia Parish	Acadia Parish	2023-2024	12.6%	8.8%	8.8%	No
Iota Elementary School	Acadia Parish	Acadia Parish	2023-2024	12.8%	10.8%	10.4%	No
Iota High School	Acadia Parish	Acadia Parish	2023-2024	12.6%	5.3%	5.4%	No
Iota Middle School	Acadia Parish	Acadia Parish	2023-2024	12.6%	7.7%	6.9%	No
Martin Petitjean Elementary School	Acadia Parish	Acadia Parish	2023-2024	12.6%	14.1%	15.1%	Yes
Mermentau Elementary School	Acadia Parish	Acadia Parish	2023-2024	12.6%	13.2%	13.5%	Yes
Midland High School	Acadia Parish	Acadia Parish	2023-2024	12.6%	8.8%	8.4%	No
Mire Elementary School	Acadia Parish	Acadia Parish	2023-2024	12.6%	10.6%	10.1%	No
Morse Elementary School	Acadia Parish	Acadia Parish	2023-2024	12.6%	10.4%	10.3%	No
North Crowley Elementary School	Acadia Parish	Acadia Parish	2023-2024	12.6%	17.3%	17.9%	Yes
Rayne Head Start Center	Acadia Parish	Acadia Parish	2023-2024	12.6%	>95%	>95%	Yes
Rayne High School	Acadia Parish	Acadia Parish	2023-2024	12.6%	8.4%	8.6%	No
Richard Elementary School	Acadia Parish	Acadia Parish	2023-2024	12.6%	9.9%	9.9%	No
Ross Elementary School	Acadia Parish	Acadia Parish	2023-2024	12.6%	9.8%	9.2%	No
Ross Head Start Center	Acadia Parish	Acadia Parish	2023-2024	12.6%	>95%	>95%	Yes
South Crowley Elementary School	Acadia Parish	Acadia Parish	2023-2024	12.6%	17.8%	17.6%	Yes
South Rayne Elementary School	Acadia Parish	Acadia Parish	2023-2024	12.6%	15.5%	14.9%	Yes
Elizabeth High School	Allen Parish	Allen Parish	2023-2024	12.8%	12.0%	13.1%	No
Fairview High School	Allen Parish	Allen Parish	2023-2024	12.8%	13.3%	14.7%	Yes

Name	Parish	Enrollment Zone	Enrollment Zone Year	Enrollment Zone SWD%	Oct. 2024 SWD %	Feb. 2025 SWD %	Meets Enrollment Zone Avg.
Kinder Elementary School	Allen Parish	Allen Parish	2023-2024	12.8%	15.3%	14.4%	Yes
Kinder High School	Allen Parish	Allen Parish	2023-2024	12.8%	5.4%	6.7%	No
Kinder Middle School	Allen Parish	Allen Parish	2023-2024	12.8%	13.4%	14.4%	Yes
Oakdale Elementary School	Allen Parish	Allen Parish	2023-2024	12.8%	13.5%	14.7%	Yes
Oakdale High School	Allen Parish	Allen Parish	2023-2024	12.8%	9.7%	13.4%	No
Oakdale Middle School	Allen Parish	Allen Parish	2023-2024	12.8%	16.8%	13.1%	Yes
Oberlin Elementary School	Allen Parish	Allen Parish	2023-2024	12.8%	16.2%	17.2%	Yes
Oberlin High School	Allen Parish	Allen Parish	2023-2024	12.8%	11.1%	11.4%	No
Reeves High School	Allen Parish	Allen Parish	2023-2024	12.8%	16.8%	17.0%	Yes
Ascension Head Start	Ascension Parish	Ascension Parish	2023-2024	11.5%	<5%	<5%	No
Bluff Middle School	Ascension Parish	Ascension Parish	2023-2024	11.5%	7.1%	6.8%	No
Bluff Ridge Primary	Ascension Parish	Ascension Parish	2023-2024	11.5%	11.8%	12.0%	Yes
Bullion Primary School	Ascension Parish	Ascension Parish	2023-2024	11.5%	13.2%	12.9%	Yes
Central Middle School	Ascension Parish	Ascension Parish	2023-2024	11.5%	12.3%	12.0%	Yes
Central Primary School	Ascension Parish	Ascension Parish	2023-2024	11.5%	15.0%	15.5%	Yes
Donaldsonville High School	Ascension Parish	Ascension Parish	2023-2024	11.5%	13.7%	14.5%	Yes
Donaldsonville Primary School	Ascension Parish	Ascension Parish	2023-2024	11.5%	16.6%	17.0%	Yes
Duplessis Primary School	Ascension Parish	Ascension Parish	2023-2024	11.5%	15.5%	16.6%	Yes
Dutchtown High School	Ascension Parish	Ascension Parish	2023-2024	11.5%	6.1%	5.8%	No
Dutchtown Middle School	Ascension Parish	Ascension Parish	2023-2024	11.5%	9.8%	8.4%	No

Name	Parish	Enrollment Zone	Enrollment Zone Year	Enrollment Zone SWD%	Oct. 2024 SWD %	Feb. 2025 SWD %	Meets Enrollment Zone Avg.
Dutchtown Primary School	Ascension Parish	Ascension Parish	2023-2024	11.5%	16.8%	16.2%	Yes
East Ascension High School	Ascension Parish	Ascension Parish	2023-2024	11.5%	7.9%	7.9%	No
G. W. Carver Primary School	Ascension Parish	Ascension Parish	2023-2024	11.5%	12.6%	14.6%	Yes
Galvez Middle School	Ascension Parish	Ascension Parish	2023-2024	11.5%	8.2%	8.3%	No
Galvez Primary School	Ascension Parish	Ascension Parish	2023-2024	11.5%	14.8%	14.7%	Yes
Gonzales Middle School	Ascension Parish	Ascension Parish	2023-2024	11.5%	11.7%	12.0%	Yes
Gonzales Primary School	Ascension Parish	Ascension Parish	2023-2024	11.5%	17.9%	18.3%	Yes
Lake Elementary School	Ascension Parish	Ascension Parish	2023-2024	11.5%	11.8%	11.4%	Yes
Lakeside Primary School	Ascension Parish	Ascension Parish	2023-2024	11.5%	19.5%	19.2%	Yes
Lowery Elementary School	Ascension Parish	Ascension Parish	2023-2024	11.5%	17.3%	17.3%	Yes
Lowery Middle School	Ascension Parish	Ascension Parish	2023-2024	11.5%	16.2%	16.3%	Yes
Oak Grove Primary School	Ascension Parish	Ascension Parish	2023-2024	11.5%	13.5%	14.1%	Yes
Pecan Grove Primary School	Ascension Parish	Ascension Parish	2023-2024	11.5%	16.2%	15.8%	Yes
Prairieville High School	Ascension Parish	Ascension Parish	2023-2024	11.5%	6.3%	6.2%	No
Prairieville Middle School	Ascension Parish	Ascension Parish	2023-2024	11.5%	12.1%	12.5%	Yes
Prairieville Primary School	Ascension Parish	Ascension Parish	2023-2024	11.5%	18.6%	17.6%	Yes
Sorrento Primary School	Ascension Parish	Ascension Parish	2023-2024	11.5%	15.6%	15.0%	Yes
Spanish Lake Primary School	Ascension Parish	Ascension Parish	2023-2024	11.5%	11.9%	12.7%	Yes
St. Amant High School	Ascension Parish	Ascension Parish	2023-2024	11.5%	7.3%	7.1%	No
St. Amant Middle School	Ascension Parish	Ascension Parish	2023-2024	11.5%	12.2%	12.3%	Yes

Name	Parish	Enrollment Zone	Enrollment Zone Year	Enrollment Zone SWD%	Oct. 2024 SWD %	Feb. 2025 SWD %	Meets Enrollment Zone Avg.
St. Amant Primary School	Ascension Parish	Ascension Parish	2023-2024	11.5%	15.8%	15.6%	Yes
Sugar Mill Primary	Ascension Parish	Ascension Parish	2023-2024	11.5%	13.0%	12.9%	Yes
Assumption High School	Assumption Parish	Assumption Parish	2023-2024	14.4%	10.1%	10.1%	No
Bayou L'Ourse Primary School	Assumption Parish	Assumption Parish	2023-2024	14.4%	16.7%	18.1%	Yes
Belle Rose Middle School	Assumption Parish	Assumption Parish	2023-2024	14.4%	24.7%	25.3%	Yes
Belle Rose Primary School	Assumption Parish	Assumption Parish	2023-2024	14.4%	14.5%	13.3%	Yes
Labadieville Middle School	Assumption Parish	Assumption Parish	2023-2024	14.4%	15.2%	15.1%	Yes
Labadieville Primary School	Assumption Parish	Assumption Parish	2023-2024	14.4%	17.9%	19.8%	Yes
Napoleonville Middle School	Assumption Parish	Assumption Parish	2023-2024	14.4%	13.9%	14.2%	No
Napoleonville Primary School	Assumption Parish	Assumption Parish	2023-2024	14.4%	20.9%	21.3%	Yes
Pierre Part Elementary School	Assumption Parish	Assumption Parish	2023-2024	14.4%	13.5%	14.5%	No
Avoyelles High School	Avoyelles Parish	Avoyelles Parish	2023-2024	13.2%	11.0%	10.4%	No
Bunkie Elementary School	Avoyelles Parish	Avoyelles Parish	2023-2024	13.2%	14.2%	15.2%	Yes
Bunkie Magnet High School	Avoyelles Parish	Avoyelles Parish	2023-2024	13.2%	9.9%	10.3%	No
Cottonport Elementary	Avoyelles Parish	Avoyelles Parish	2023-2024	13.2%	15.5%	16.5%	Yes
Lafargue Elementary School	Avoyelles Parish	Avoyelles Parish	2023-2024	13.2%	12.3%	12.2%	No
Marksville Elementary School	Avoyelles Parish	Avoyelles Parish	2023-2024	13.2%	16.6%	16.4%	Yes
Marksville High School	Avoyelles Parish	Avoyelles Parish	2023-2024	13.2%	12.4%	12.5%	No
Plaucheville Elementary School	Avoyelles Parish	Avoyelles Parish	2023-2024	13.2%	14.9%	14.7%	Yes
Riverside Elementary School	Avoyelles Parish	Avoyelles Parish	2023-2024	13.2%	15.5%	14.4%	Yes

Name	Parish	Enrollment Zone	Enrollment Zone Year	Enrollment Zone SWD%	Oct. 2024 SWD %	Feb. 2025 SWD %	Meets Enrollment Zone Avg.
DeRidder Elementary School	Beauregard Parish	Beauregard Parish	2023-2024	16.0%	18.8%	18.6%	Yes
DeRidder High School	Beauregard Parish	Beauregard Parish	2023-2024	16.0%	12.5%	12.5%	No
DeRidder Junior High School	Beauregard Parish	Beauregard Parish	2023-2024	16.0%	15.7%	13.7%	No
East Beauregard Elementary School	Beauregard Parish	Beauregard Parish	2023-2024	16.0%	15.2%	16.7%	No
East Beauregard High School	Beauregard Parish	Beauregard Parish	2023-2024	16.0%	17.3%	17.5%	Yes
K.R. Hanchey Elementary School	Beauregard Parish	Beauregard Parish	2023-2024	16.0%	19.7%	21.0%	Yes
Merryville High School	Beauregard Parish	Beauregard Parish	2023-2024	16.0%	13.3%	14.0%	No
Pine Wood Elementary School	Beauregard Parish	Beauregard Parish	2023-2024	16.0%	22.4%	23.1%	Yes
Singer High School	Beauregard Parish	Beauregard Parish	2023-2024	16.0%	18.7%	18.2%	Yes
South Beauregard Elementary School	Beauregard Parish	Beauregard Parish	2023-2024	16.0%	16.6%	16.8%	Yes
South Beauregard High School	Beauregard Parish	Beauregard Parish	2023-2024	16.0%	13.8%	13.3%	No
South Beauregard Upper Elementary School	Beauregard Parish	Beauregard Parish	2023-2024	16.0%	13.8%	13.2%	No
Arcadia High School	Bienville Parish	Bienville Parish	2023-2024	16.2%	14.1%	14.7%	No
Castor High School	Bienville Parish	Bienville Parish	2023-2024	16.2%	14.0%	13.5%	No
Crawford Elementary School	Bienville Parish	Bienville Parish	2023-2024	16.2%	20.1%	19.7%	Yes
Gibstand-Coleman High School	Bienville Parish	Bienville Parish	2023-2024	16.2%	20.1%	20.6%	Yes
Ringgold Elementary School	Bienville Parish	Bienville Parish	2023-2024	16.2%	22.7%	25.3%	Yes
Ringgold High School	Bienville Parish	Bienville Parish	2023-2024	16.2%	18.7%	18.3%	Yes
Saline High School	Bienville Parish	Bienville Parish	2023-2024	16.2%	16.0%	16.1%	No
Airline High School	Bossier Parish	Bossier Parish	2023-2024	14.8%	11.9%	11.6%	No

Name	Parish	Enrollment Zone	Enrollment Zone Year	Enrollment Zone SWD%	Oct. 2024 SWD %	Feb. 2025 SWD %	Meets Enrollment Zone Avg.
Apollo Elementary School	Bossier Parish	Bossier Parish	2023-2024	14.8%	18.5%	18.4%	Yes
Bellaire Elementary School	Bossier Parish	Bossier Parish	2023-2024	14.8%	16.5%	16.8%	Yes
Benton Elementary School	Bossier Parish	Bossier Parish	2023-2024	14.8%	17.3%	17.8%	Yes
Benton High School	Bossier Parish	Bossier Parish	2023-2024	14.8%	7.9%	7.6%	No
Benton Intermediate School	Bossier Parish	Bossier Parish	2023-2024	14.8%	11.1%	10.5%	No
Benton Middle School	Bossier Parish	Bossier Parish	2023-2024	14.8%	7.3%	7.0%	No
Bossier Elementary School	Bossier Parish	Bossier Parish	2023-2024	14.8%	18.8%	22.4%	Yes
Bossier High School	Bossier Parish	Bossier Parish	2023-2024	14.8%	20.2%	19.3%	Yes
Central Park Elementary School	Bossier Parish	Bossier Parish	2023-2024	14.8%	10.9%	11.0%	No
Cope Middle School	Bossier Parish	Bossier Parish	2023-2024	14.8%	14.1%	13.4%	No
Curtis Elementary School	Bossier Parish	Bossier Parish	2023-2024	14.8%	15.2%	15.2%	Yes
Elm Grove Elementary School	Bossier Parish	Bossier Parish	2023-2024	14.8%	22.5%	23.6%	Yes
Elm Grove Middle School	Bossier Parish	Bossier Parish	2023-2024	14.8%	13.3%	13.1%	No
Greenacres Middle School	Bossier Parish	Bossier Parish	2023-2024	14.8%	16.2%	16.3%	Yes
Haughton Elementary School	Bossier Parish	Bossier Parish	2023-2024	14.8%	19.7%	18.8%	Yes
Haughton High School	Bossier Parish	Bossier Parish	2023-2024	14.8%	14.4%	13.5%	No
Haughton Middle School	Bossier Parish	Bossier Parish	2023-2024	14.8%	17.9%	17.1%	Yes
Kingston Elementary School	Bossier Parish	Bossier Parish	2023-2024	14.8%	11.6%	11.9%	No
Legacy Elementary School	Bossier Parish	Bossier Parish	2023-2024	14.8%	15.9%	16.7%	Yes
Meadowview Elementary School	Bossier Parish	Bossier Parish	2023-2024	14.8%	17.7%	19.2%	Yes

Name	Parish	Enrollment Zone	Enrollment Zone Year	Enrollment Zone SWD%	Oct. 2024 SWD %	Feb. 2025 SWD %	Meets Enrollment Zone Avg.
Parkway High School	Bossier Parish	Bossier Parish	2023-2024	14.8%	13.8%	14.2%	No
Plain Dealing High School	Bossier Parish	Bossier Parish	2023-2024	14.8%	22.7%	22.4%	Yes
Plantation Park Elementary School	Bossier Parish	Bossier Parish	2023-2024	14.8%	20.8%	21.5%	Yes
Platt Elementary School	Bossier Parish	Bossier Parish	2023-2024	14.8%	18.3%	18.7%	Yes
Princeton Elementary School	Bossier Parish	Bossier Parish	2023-2024	14.8%	12.4%	11.5%	No
R. V. Kerr Elementary School	Bossier Parish	Bossier Parish	2023-2024	14.8%	24.7%	26.6%	Yes
Rusheon Middle School	Bossier Parish	Bossier Parish	2023-2024	14.8%	16.6%	17.7%	Yes
Stockwell Place Elementary School	Bossier Parish	Bossier Parish	2023-2024	14.8%	18.1%	17.3%	Yes
Sun City Elementary School	Bossier Parish	Bossier Parish	2023-2024	14.8%	19.0%	19.4%	Yes
T.L. Rodes Elementary School	Bossier Parish	Bossier Parish	2023-2024	14.8%	15.2%	16.0%	Yes
W.T. Lewis Elementary School	Bossier Parish	Bossier Parish	2023-2024	14.8%	9.5%	9.8%	No
Waller Elementary School	Bossier Parish	Bossier Parish	2023-2024	14.8%	14.8%	14.6%	Yes
A.C. Steere Elementary School	Caddo Parish	Caddo Parish	2023-2024	13.2%	14.8%	13.8%	Yes
Academic Recovery Ombudsman	Caddo Parish	Caddo Parish	2023-2024	13.2%	20.3%	15.1%	Yes
AMIkids Caddo	Caddo Parish	Caddo Parish	2023-2024	13.2%	20.0%	22.7%	Yes
Atkins Technology Elementary School	Caddo Parish	Caddo Parish	2023-2024	13.2%	17.8%	15.9%	Yes
Bethune/Oak Park Elementary	Caddo Parish	Caddo Parish	2023-2024	13.2%	26.1%	24.6%	Yes
Blanchard Elementary School	Caddo Parish	Caddo Parish	2023-2024	13.2%	9.4%	11.7%	No
Booker T. Washington High	Caddo Parish	Caddo Parish	2023-2024	13.2%	19.6%	19.0%	Yes
Broadmoor STEM Academy	Caddo Parish	Caddo Parish	2023-2024	13.2%	15.0%	14.3%	Yes

Name	Parish	Enrollment Zone	Enrollment Zone Year	Enrollment Zone SWD%	Oct. 2024 SWD %	Feb. 2025 SWD %	Meets Enrollment Zone Avg.
C.E. Byrd High School	Caddo Parish	Caddo Parish	2023-2024	13.2%	5.8%	5.6%	No
Caddo Heights Math/Science Elementary School	Caddo Parish	Caddo Parish	2023-2024	13.2%	14.8%	15.9%	Yes
Caddo Middle Career and Technology School	Caddo Parish	Caddo Parish	2023-2024	13.2%	25.5%	26.2%	Yes
Caddo Parish Magnet High School	Caddo Parish	Caddo Parish	2023-2024	13.2%	<5%	<5%	No
Caddo Parish Middle Magnet School	Caddo Parish	Caddo Parish	2023-2024	13.2%	<5%	<5%	No
Caddo Virtual Academy	Caddo Parish	Caddo Parish	2023-2024	13.2%	6.5%	6.8%	No
Captain Shreve High School	Caddo Parish	Caddo Parish	2023-2024	13.2%	8.7%	8.4%	No
Cherokee Park Elementary School	Caddo Parish	Caddo Parish	2023-2024	13.2%	13.8%	14.0%	Yes
Claiborne Fundamental Elementary School	Caddo Parish	Caddo Parish	2023-2024	13.2%	<5%	<5%	No
Creswell Elementary School	Caddo Parish	Caddo Parish	2023-2024	13.2%	15.6%	14.6%	Yes
Donnie Bickham Middle School	Caddo Parish	Caddo Parish	2023-2024	13.2%	14.3%	14.2%	Yes
Eden Gardens Fundamental Elementary School	Caddo Parish	Caddo Parish	2023-2024	13.2%	6.3%	5.1%	No
Eighty-First Street ECE Center	Caddo Parish	Caddo Parish	2023-2024	13.2%	65.2%	66.7%	Yes
Fairfield Magnet School	Caddo Parish	Caddo Parish	2023-2024	13.2%	<5%	<5%	No
Forest Hill Elementary School	Caddo Parish	Caddo Parish	2023-2024	13.2%	16.7%	18.4%	Yes
Green Oaks Performing Arts Academy	Caddo Parish	Caddo Parish	2023-2024	13.2%	18.7%	19.5%	Yes
Herndon Magnet School	Caddo Parish	Caddo Parish	2023-2024	13.2%	<5%	<5%	No
Huntington High School	Caddo Parish	Caddo Parish	2023-2024	13.2%	9.7%	9.9%	No
J. S. Clark Elementary School	Caddo Parish	Caddo Parish	2023-2024	13.2%	19.9%	21.2%	Yes
Judson Fundamental Elementary School	Caddo Parish	Caddo Parish	2023-2024	13.2%	<5%	<5%	No

Name	Parish	Enrollment Zone	Enrollment Zone Year	Enrollment Zone SWD%	Oct. 2024 SWD %	Feb. 2025 SWD %	Meets Enrollment Zone Avg.
Keithville Elementary/Middle School	Caddo Parish	Caddo Parish	2023-2024	13.2%	18.1%	18.8%	Yes
Midway Professional Development Center	Caddo Parish	Caddo Parish	2023-2024	13.2%	16.5%	15.3%	Yes
Mooringsport Elementary School	Caddo Parish	Caddo Parish	2023-2024	13.2%	10.0%	8.9%	No
North Caddo Elementary-Middle School	Caddo Parish	Caddo Parish	2023-2024	13.2%	24.7%	24.5%	Yes
North Caddo High School	Caddo Parish	Caddo Parish	2023-2024	13.2%	14.3%	14.6%	Yes
North Highlands Elementary School	Caddo Parish	Caddo Parish	2023-2024	13.2%	18.4%	18.4%	Yes
Linear/Northside Middle School	Caddo Parish	Caddo Parish	2023-2024	13.2%	20.8%	23.4%	Yes
Northwood High School	Caddo Parish	Caddo Parish	2023-2024	13.2%	11.6%	11.7%	No
Pine Grove Elementary School	Caddo Parish	Caddo Parish	2023-2024	13.2%	24.1%	25.2%	Yes
Queensborough Elementary School	Caddo Parish	Caddo Parish	2023-2024	13.2%	8.4%	9.1%	No
Ridgewood Middle School	Caddo Parish	Caddo Parish	2023-2024	13.2%	15.8%	16.4%	Yes
Riverside Elementary School	Caddo Parish	Caddo Parish	2023-2024	13.2%	19.9%	21.6%	Yes
Shreve Island Elementary School	Caddo Parish	Caddo Parish	2023-2024	13.2%	21.2%	21.6%	Yes
South Highlands Elementary Magnet School	Caddo Parish	Caddo Parish	2023-2024	13.2%	<5%	<5%	No
Southern Hills Elementary School	Caddo Parish	Caddo Parish	2023-2024	13.2%	16.9%	18.0%	Yes
Southwood High School	Caddo Parish	Caddo Parish	2023-2024	13.2%	14.8%	14.1%	Yes
Summer Grove Elementary School	Caddo Parish	Caddo Parish	2023-2024	13.2%	14.8%	16.4%	Yes
Summerfield Elementary School	Caddo Parish	Caddo Parish	2023-2024	13.2%	20.3%	20.8%	Yes
Turner Elementary Middle School	Caddo Parish	Caddo Parish	2023-2024	13.2%	9.7%	9.8%	No
University Elementary School	Caddo Parish	Caddo Parish	2023-2024	13.2%	14.6%	14.7%	Yes

Name	Parish	Enrollment Zone	Enrollment Zone Year	Enrollment Zone SWD%	Oct. 2024 SWD %	Feb. 2025 SWD %	Meets Enrollment Zone Avg.
Walnut Hill Elementary/Middle School	Caddo Parish	Caddo Parish	2023-2024	13.2%	11.1%	10.6%	No
Westwood Elementary School	Caddo Parish	Caddo Parish	2023-2024	13.2%	22.1%	23.4%	Yes
Woodlawn Leadership Academy (High School)	Caddo Parish	Caddo Parish	2023-2024	13.2%	19.7%	20%	Yes
Youree Dr. Middle Advanced Placement Magnet School	Caddo Parish	Caddo Parish	2023-2024	13.2%	11.7%	12.4%	No
A. A. Nelson Elementary School	Calcasieu Parish	Calcasieu Parish	2023-2024	18.0%	17.9%	19.4%	No
Alfred M. Barbe High School	Calcasieu Parish	Calcasieu Parish	2023-2024	18.0%	11.0%	10.6%	No
Barbe Elementary School	Calcasieu Parish	Calcasieu Parish	2023-2024	18.0%	27.0%	29.1%	Yes
Bell City High School	Calcasieu Parish	Calcasieu Parish	2023-2024	18.0%	17.1%	16.5%	No
Brenda Hunter Head Start Center	Calcasieu Parish	Calcasieu Parish	2023-2024	18.0%	11.2%	14.4%	No
Brentwood Elementary School	Calcasieu Parish	Calcasieu Parish	2023-2024	18.0%	24.4%	23.4%	Yes
College Oaks Elementary School	Calcasieu Parish	Calcasieu Parish	2023-2024	18.0%	21.9%	23.2%	Yes
Combre-Fondel Elementary School	Calcasieu Parish	Calcasieu Parish	2023-2024	18.0%	19.7%	19.9%	Yes
Cypress Cove Elementary School	Calcasieu Parish	Calcasieu Parish	2023-2024	18.0%	23.2%	21.7%	Yes
DeQuincy Elementary School	Calcasieu Parish	Calcasieu Parish	2023-2024	18.0%	24.3%	24.2%	Yes
DeQuincy High School	Calcasieu Parish	Calcasieu Parish	2023-2024	18.0%	15.1%	14.6%	No
DeQuincy Middle School	Calcasieu Parish	Calcasieu Parish	2023-2024	18.0%	19.2%	19.4%	Yes
DeQuincy Primary School	Calcasieu Parish	Calcasieu Parish	2023-2024	18.0%	23.7%	28.7%	Yes
Dolby Elementary School	Calcasieu Parish	Calcasieu Parish	2023-2024	18.0%	18.7%	19.2%	Yes
E. K. Key Elementary School	Calcasieu Parish	Calcasieu Parish	2023-2024	18.0%	25.1%	25.3%	Yes

Name	Parish	Enrollment Zone	Enrollment Zone Year	Enrollment Zone SWD%	Oct. 2024 SWD %	Feb. 2025 SWD %	Meets Enrollment Zone Avg.
F. K. White Middle School	Calcasieu Parish	Calcasieu Parish	2023-2024	18.0%	15.0%	14.6%	No
Fairview Elementary School	Calcasieu Parish	Calcasieu Parish	2023-2024	18.0%	13.3%	13.5%	No
Frasch Elementary School	Calcasieu Parish	Calcasieu Parish	2023-2024	18.0%	19.6%	19.0%	Yes
Gillis Elementary School	Calcasieu Parish	Calcasieu Parish	2023-2024	18.0%	21.7%	21.9%	Yes
Henry Heights Elementary School	Calcasieu Parish	Calcasieu Parish	2023-2024	18.0%	26.1%	25.7%	Yes
Iowa High School	Calcasieu Parish	Calcasieu Parish	2023-2024	18.0%	15.1%	15.3%	No
J. I. Watson Elementary School	Calcasieu Parish	Calcasieu Parish	2023-2024	18.0%	21.0%	22.2%	Yes
Jake Drost School for Exceptional Children	Calcasieu Parish	Calcasieu Parish	2023-2024	18.0%	28.6%	31.4%	Yes
Jessie D. Clifton Elementary School	Calcasieu Parish	Calcasieu Parish	2023-2024	18.0%	12.7%	14.8%	No
John F. Kennedy Elementary School	Calcasieu Parish	Calcasieu Parish	2023-2024	18.0%	8.0%	8.0%	No
John J. Johnson II Elementary School	Calcasieu Parish	Calcasieu Parish	2023-2024	18.0%	24.1%	22.1%	Yes
LaGrange High School	Calcasieu Parish	Calcasieu Parish	2023-2024	18.0%	19.8%	20.3%	Yes
LeBlanc Middle School	Calcasieu Parish	Calcasieu Parish	2023-2024	18.0%	19.9%	20.6%	Yes
LeBleu Settlement Elementary School	Calcasieu Parish	Calcasieu Parish	2023-2024	18.0%	17.3%	18.1%	No
M. J. Kaufman Elementary School	Calcasieu Parish	Calcasieu Parish	2023-2024	18.0%	22.3%	22.4%	Yes
Maplewood Elementary	Calcasieu Parish	Calcasieu Parish	2023-2024	18.0%	17.5%	18.0%	No
Maplewood Middle School	Calcasieu Parish	Calcasieu Parish	2023-2024	18.0%	14.8%	15.0%	No
Moss Bluff Elementary School	Calcasieu Parish	Calcasieu Parish	2023-2024	18.0%	14.9%	15.4%	No
Moss Bluff Middle School	Calcasieu Parish	Calcasieu Parish	2023-2024	18.0%	14.5%	14.0%	No
Oak Park Elementary School	Calcasieu Parish	Calcasieu Parish	2023-2024	18.0%	23.6%	22.6%	Yes

Name	Parish	Enrollment Zone	Enrollment Zone Year	Enrollment Zone SWD%	Oct. 2024 SWD %	Feb. 2025 SWD %	Meets Enrollment Zone Avg.
Oak Park Middle School	Calcasieu Parish	Calcasieu Parish	2023-2024	18.0%	21.4%	20.3%	Yes
Pearl Watson Elementary School	Calcasieu Parish	Calcasieu Parish	2023-2024	18.0%	21.5%	21.7%	Yes
Prien Lake Elementary School	Calcasieu Parish	Calcasieu Parish	2023-2024	18.0%	17.4%	18.2%	No
Ralph F. Wilson Elementary School	Calcasieu Parish	Calcasieu Parish	2023-2024	18.0%	31.5%	33.3%	Yes
Ray D. Molo Middle Magnet School	Calcasieu Parish	Calcasieu Parish	2023-2024	18.0%	22.6%	23.9%	Yes
Richard W. Vincent Elementary School	Calcasieu Parish	Calcasieu Parish	2023-2024	18.0%	21.4%	24.5%	Yes
S. J. Welsh Middle School	Calcasieu Parish	Calcasieu Parish	2023-2024	18.0%	11.9%	12.0%	No
S. P. Arnett Middle School	Calcasieu Parish	Calcasieu Parish	2023-2024	18.0%	14.2%	14.3%	No
Sam Houston High School	Calcasieu Parish	Calcasieu Parish	2023-2024	18.0%	11.9%	12.1%	No
St. John Elementary School	Calcasieu Parish	Calcasieu Parish	2023-2024	18.0%	20.8%	20.8%	Yes
Starks High School	Calcasieu Parish	Calcasieu Parish	2023-2024	18.0%	19.7%	21.3%	Yes
Sulphur High School	Calcasieu Parish	Calcasieu Parish	2023-2024	18.0%	13.5%	13.5%	No
T. H. Watkins Elementary School	Calcasieu Parish	Calcasieu Parish	2023-2024	18.0%	21.2%	22.0%	Yes
T. S. Cooley Elementary Magnet School	Calcasieu Parish	Calcasieu Parish	2023-2024	18.0%	5.3%	5.4%	No
Vincent Settlement Elementary School	Calcasieu Parish	Calcasieu Parish	2023-2024	18.0%	18.8%	19.3%	Yes
Vinton Elementary School	Calcasieu Parish	Calcasieu Parish	2023-2024	18.0%	24.0%	24.3%	Yes
Vinton High School	Calcasieu Parish	Calcasieu Parish	2023-2024	18.0%	21.5%	22.5%	Yes
Vinton Middle School	Calcasieu Parish	Calcasieu Parish	2023-2024	18.0%	20.9%	21.8%	Yes
W. T. Henning Elementary School	Calcasieu Parish	Calcasieu Parish	2023-2024	18.0%	23.1%	23.9%	Yes
W. W. Lewis Middle School	Calcasieu Parish	Calcasieu Parish	2023-2024	18.0%	14.9%	14.4%	No

Name	Parish	Enrollment Zone	Enrollment Zone Year	Enrollment Zone SWD%	Oct. 2024 SWD %	Feb. 2025 SWD %	Meets Enrollment Zone Avg.
Washington/Marion Magnet High School	Calcasieu Parish	Calcasieu Parish	2023-2024	18.0%	22.3%	21.8%	Yes
Western Heights Elementary School	Calcasieu Parish	Calcasieu Parish	2023-2024	18.0%	25.9%	25.7%	Yes
Westlake High School	Calcasieu Parish	Calcasieu Parish	2023-2024	18.0%	13.6%	13.4%	No
Westwood Elementary School	Calcasieu Parish	Calcasieu Parish	2023-2024	18.0%	21.9%	22.4%	Yes
Caldwell Parish High School	Caldwell Parish	Caldwell Parish	2023-2024	19.9%	16.6%	16.3%	No
Caldwell Parish Junior High School	Caldwell Parish	Caldwell Parish	2023-2024	19.9%	16.0%	16.8%	No
Caldwell Parish Pre-Kindergarten Center	Caldwell Parish	Caldwell Parish	2023-2024	19.9%	30.3%	31.3%	Yes
Columbia Elementary School	Caldwell Parish	Caldwell Parish	2023-2024	19.9%	20.4%	19.6%	Yes
Grayson Elementary School	Caldwell Parish	Caldwell Parish	2023-2024	19.9%	23.1%	22.9%	Yes
Kelly Early Childhood Center	Caldwell Parish	Caldwell Parish	2023-2024	19.9%	10.7%	11.8%	No
Union Central Elementary School	Caldwell Parish	Caldwell Parish	2023-2024	19.9%	25.9%	26.9%	Yes
Grand Lake Elementary	Cameron Parish	Cameron Parish	2023-2024	16.2%	17.6%	17.0%	Yes
Grand Lake High School	Cameron Parish	Cameron Parish	2023-2024	16.2%	11.2%	10.7%	No
Hackberry High School	Cameron Parish	Cameron Parish	2023-2024	16.2%	14.2%	13.9%	No
Johnson Bayou High School	Cameron Parish	Cameron Parish	2023-2024	16.2%	19.1%	19.1%	Yes
South Cameron High School	Cameron Parish	Cameron Parish	2023-2024	16.2%	19.9%	21.4%	Yes
Block High School	Catahoula Parish	Catahoula Parish	2023-2024	13.4%	19.6%	19.7%	Yes
Central High School	Catahoula Parish	Catahoula Parish	2023-2024	13.4%	10.6%	11.9%	No
Harrisonburg High School	Catahoula Parish	Catahoula Parish	2023-2024	13.4%	9.5%	9.3%	No
Jonesville Elementary School	Catahoula Parish	Catahoula Parish	2023-2024	13.4%	16.4%	18.5%	Yes

Name	Parish	Enrollment Zone	Enrollment Zone Year	Enrollment Zone SWD %	Oct. 2024 SWD %	Feb. 2025 SWD %	Meets Enrollment Zone Avg.
Sicily Island High School	Catahoula Parish	Catahoula Parish	2023-2024	13.4%	16.2%	14.0%	Yes
Bellingrath Hills Elementary School	Central Community School District	Central Community School District	2023-2024	11.5%	13.7%	16.4%	Yes
Central High School	Central Community School District	Central Community School District	2023-2024	11.5%	9.2%	9.0%	No
Central Intermediate School	Central Community School District	Central Community School District	2023-2024	11.5%	11.5%	11.1%	Yes
Central Middle School	Central Community School District	Central Community School District	2023-2024	11.5%	8.5%	8.8%	No
Tanglewood Elementary School	Central Community School District	Central Community School District	2023-2024	11.5%	15.0%	14.4%	Yes
Baker Heights Elementary School	City of Baker School District	City of Baker School District	2023-2024	8.8%	8.1%	9.9%	No
Baker High School	City of Baker School District	City of Baker School District	2023-2024	8.8%	10.1%	9.7%	Yes
Baker Middle School	City of Baker School District	City of Baker School District	2023-2024	8.8%	13.0%	16.0%	Yes
Park Ridge Academic Magnet School	City of Baker School District	City of Baker School District	2023-2024	8.8%	<5%	<5%	No
Bogalusa High School	City of Bogalusa School District	City of Bogalusa School District	2023-2024	18.7%	15.0%	15.6%	No
Byrd Avenue Primary School	City of Bogalusa School District	City of Bogalusa School District	2023-2024	18.7%	17.7%	17.9%	No
Central Elementary School	City of Bogalusa School District	City of Bogalusa School District	2023-2024	18.7%	16.8%	16.7%	No
Barkdull Faulk Elementary School	City of Monroe School District	City of Monroe School District	2023-2024	16.2%	16.0%	15.4%	No

Name	Parish	Enrollment Zone	Enrollment Zone Year	Enrollment Zone SWD%	Oct. 2024 SWD %	Feb. 2025 SWD %	Meets Enrollment Zone Avg.
Berg Jones Elementary School	City of Monroe School District	City of Monroe School District	2023-2024	16.2%	20.4%	19.8%	Yes
Carroll High School	City of Monroe School District	City of Monroe School District	2023-2024	16.2%	20.3%	20.0%	Yes
Carroll Junior High School	City of Monroe School District	City of Monroe School District	2023-2024	16.2%	19.8%	19.4%	Yes
Carver Elementary School	City of Monroe School District	City of Monroe School District	2023-2024	16.2%	18.1%	16.5%	Yes
Clara Hall Accelerated School	City of Monroe School District	City of Monroe School District	2023-2024	16.2%	16.7%	18.4%	Yes
Cypress Point Elementary School	City of Monroe School District	City of Monroe School District	2023-2024	16.2%	17.7%	16.9%	Yes
J.S. Clark Magnet Elementary School	City of Monroe School District	City of Monroe School District	2023-2024	16.2%	6.7%	6.6%	No
Lexington Elementary School	City of Monroe School District	City of Monroe School District	2023-2024	16.2%	16.0%	17.0%	No
Madison James Foster Elementary School	City of Monroe School District	City of Monroe School District	2023-2024	16.2%	17.6%	18.3%	Yes
Martin Luther King Junior High School	City of Monroe School District	City of Monroe School District	2023-2024	16.2%	17.8%	18.0%	Yes
Minnie Ruffin Elementary School	City of Monroe School District	City of Monroe School District	2023-2024	16.2%	14.7%	15.4%	No
Neville High School	City of Monroe School District	City of Monroe School District	2023-2024	16.2%	8.7%	8.7%	No
Neville Junior High School	City of Monroe School District	City of Monroe School District	2023-2024	16.2%	10.8%	11.3%	No
Roy Neal Shelling, Sr. Elementary	City of Monroe School	City of Monroe School	2023-2024	16.2%	15.6%	17.3%	No

Name	Parish	Enrollment Zone	Enrollment Zone Year	Enrollment Zone SWD%	Oct. 2024 SWD %	Feb. 2025 SWD %	Meets Enrollment Zone Avg.
	District	District					
Sallie Humble Elementary School	City of Monroe School District	City of Monroe School District	2023-2024	16.2%	11.4%	10.4%	No
Sherrouse School	City of Monroe School District	City of Monroe School District	2023-2024	16.2%	11.6%	8.2%	No
Thomas Jefferson Elementary	City of Monroe School District	City of Monroe School District	2023-2024	16.2%	23.5%	23.4%	Yes
Wossman High School	City of Monroe School District	City of Monroe School District	2023-2024	16.2%	18.0%	17.9%	Yes
Haynesville Elementary School	Claiborne Parish	Claiborne Parish	2023-2024	19.8%	20.1%	19.9%	Yes
Haynesville Jr./Sr. High School	Claiborne Parish	Claiborne Parish	2023-2024	19.8%	22.0%	21.8%	Yes
Homer Elementary School	Claiborne Parish	Claiborne Parish	2023-2024	19.8%	15.2%	16.3%	No
Homer High School	Claiborne Parish	Claiborne Parish	2023-2024	19.8%	21.2%	21.6%	Yes
Homer Junior High School	Claiborne Parish	Claiborne Parish	2023-2024	19.8%	20.7%	20.9%	Yes
Summerfield High School	Claiborne Parish	Claiborne Parish	2023-2024	19.8%	14.6%	15.5%	No
Concordia Education Center	Concordia Parish	Concordia Parish	2023-2024	12.9%	7.4%	14.6%	No
Ferriday High School	Concordia Parish	Concordia Parish	2023-2024	12.9%	9.3%	9.5%	No
Ferriday Junior High School	Concordia Parish	Concordia Parish	2023-2024	12.9%	15.0%	14.0%	Yes
Ferriday Lower Elementary School	Concordia Parish	Concordia Parish	2023-2024	12.9%	12.1%	12.3%	No
Ferriday Upper Elementary School	Concordia Parish	Concordia Parish	2023-2024	12.9%	14.3%	14.9%	Yes
Monterey High School	Concordia Parish	Concordia Parish	2023-2024	12.9%	13.0%	12.7%	Yes
Vidalia High School	Concordia Parish	Concordia Parish	2023-2024	12.9%	12.9%	12.4%	Yes

Name	Parish	Enrollment Zone	Enrollment Zone Year	Enrollment Zone SWD%	Oct. 2024 SWD %	Feb. 2025 SWD %	Meets Enrollment Zone Avg.
Vidalia Junior High School	Concordia Parish	Concordia Parish	2023-2024	12.9%	14.9%	15.7%	Yes
Vidalia Lower Elementary School	Concordia Parish	Concordia Parish	2023-2024	12.9%	13.8%	15.8%	Yes
Vidalia Upper Elementary School	Concordia Parish	Concordia Parish	2023-2024	12.9%	13.7%	14.2%	Yes
Logansport High School	DeSoto Parish	DeSoto Parish	2023-2024	11.4%	18.5%	19.0%	Yes
Mansfield Elementary School	DeSoto Parish	DeSoto Parish	2023-2024	11.4%	13.9%	13.8%	Yes
Mansfield High School	DeSoto Parish	DeSoto Parish	2023-2024	11.4%	11.3%	10.8%	No
Mansfield Middle School	DeSoto Parish	DeSoto Parish	2023-2024	11.4%	15.1%	14.9%	Yes
North DeSoto High School	DeSoto Parish	DeSoto Parish	2023-2024	11.4%	9.5%	9.1%	No
North DeSoto Lower Elementary School	DeSoto Parish	DeSoto Parish	2023-2024	11.4%	9.1%	9.3%	No
North DeSoto Middle School 6-8	DeSoto Parish	DeSoto Parish	2023-2024	11.4%	10.6%	10.6%	No
North DeSoto Upper Elementary School	DeSoto Parish	DeSoto Parish	2023-2024	11.4%	11.4%	11.3%	Yes
Stanley High School	DeSoto Parish	DeSoto Parish	2023-2024	11.4%	11.1%	10.9%	No
Arlington Preparatory Academy	East Baton Rouge Parish	East Baton Rouge Parish	2023-2024	11.1%	91.5%	93.7%	Yes
Audubon Elementary School	East Baton Rouge Parish	East Baton Rouge Parish	2023-2024	11.1%	11.1%	11.0%	Yes
B. R. Foreign Language Acad. Immersion Magnet	East Baton Rouge Parish	East Baton Rouge Parish	2023-2024	11.1%	<5%	<5%	No
Baton Rouge Center for Visual and Performing Arts	East Baton Rouge Parish	East Baton Rouge Parish	2023-2024	11.1%	6.7%	5.9%	No
Baton Rouge Magnet High School	East Baton Rouge Parish	East Baton Rouge Parish	2023-2024	11.1%	<5%	<5%	No
Belaire High School	East Baton Rouge Parish	East Baton Rouge Parish	2023-2024	11.1%	12.0%	12.4%	Yes
Belfair Montessori School	East Baton Rouge Parish	East Baton Rouge Parish	2023-2024	11.1%	6.8%	6.8%	No
Bernard Terrace Elementary School	East Baton Rouge Parish	East Baton Rouge Parish	2023-2024	11.1%	11.2%	11.2%	Yes

Name	Parish	Enrollment Zone	Enrollment Zone Year	Enrollment Zone SWD%	Oct. 2024 SWD %	Feb. 2025 SWD %	Meets Enrollment Zone Avg.
Broadmoor Elementary School	East Baton Rouge Parish	East Baton Rouge Parish	2023-2024	11.1%	13.9%	13.9%	Yes
Broadmoor Senior High School	East Baton Rouge Parish	East Baton Rouge Parish	2023-2024	11.1%	8.7%	8.1%	No
Brownfields Elementary School	East Baton Rouge Parish	East Baton Rouge Parish	2023-2024	11.1%	12.0%	12.1%	Yes
Capitol Elementary School	East Baton Rouge Parish	East Baton Rouge Parish	2023-2024	11.1%	14.2%	15.9%	Yes
Capitol High School	East Baton Rouge Parish	East Baton Rouge Parish	2023-2024	11.1%	18.8%	19.2%	Yes
Capitol Middle School	East Baton Rouge Parish	East Baton Rouge Parish	2023-2024	11.1%	20.6%	20.3%	Yes
Cedarcrest-Southmoor Elementary School	East Baton Rouge Parish	East Baton Rouge Parish	2023-2024	11.1%	10.7%	10.5%	No
Claiborne Elementary School	East Baton Rouge Parish	East Baton Rouge Parish	2023-2024	11.1%	15.9%	16.0%	Yes
Crestworth Elementary School	East Baton Rouge Parish	East Baton Rouge Parish	2023-2024	11.1%	11.7%	10.7%	Yes
Delmont Pre-K and Kindergarten Center	East Baton Rouge Parish	East Baton Rouge Parish	2023-2024	11.1%	16.1%	18.7%	Yes
EBR Readiness Superintendent Academy	East Baton Rouge Parish	East Baton Rouge Parish	2023-2024	11.1%	<5%	<5%	No
EBR Virtual Academy	East Baton Rouge Parish	East Baton Rouge Parish	2023-2024	11.1%	25.4%	26.1%	Yes
Eva Legard Learning Center	East Baton Rouge Parish	East Baton Rouge Parish	2023-2024	11.1%	13.6%	13.2%	Yes
Forest Heights Academy of Excellence	East Baton Rouge Parish	East Baton Rouge Parish	2023-2024	11.1%	8.7%	8.5%	No
Glasgow Middle School	East Baton Rouge Parish	East Baton Rouge Parish	2023-2024	11.1%	9.8%	9.3%	No
Glen Oaks Park Elementary School	East Baton Rouge Parish	East Baton Rouge Parish	2023-2024	11.1%	9.8%	10.7%	No
Glen Oaks Senior High School	East Baton Rouge Parish	East Baton Rouge Parish	2023-2024	11.1%	17.6%	17.5%	Yes
Greenbrier Elementary School	East Baton Rouge Parish	East Baton Rouge Parish	2023-2024	11.1%	12.5%	11.9%	Yes
Highland Elementary School	East Baton Rouge Parish	East Baton Rouge Parish	2023-2024	11.1%	10.1%	11.9%	No
Istrouma High School	East Baton Rouge Parish	East Baton Rouge Parish	2023-2024	11.1%	10.8%	11.0%	No

Name	Parish	Enrollment Zone	Enrollment Zone Year	Enrollment Zone SWD%	Oct. 2024 SWD %	Feb. 2025 SWD %	Meets Enrollment Zone Avg.
J. K. Haynes Teacher Prep and Leadership Academy	East Baton Rouge Parish	East Baton Rouge Parish	2023-2024	11.1%	9.9%	9.5%	No
Jefferson Terrace Academy	East Baton Rouge Parish	East Baton Rouge Parish	2023-2024	11.1%	11.9%	10.8%	Yes
LaBelle Aire Elementary School	East Baton Rouge Parish	East Baton Rouge Parish	2023-2024	11.1%	7.5%	7.3%	No
LaSalle Elementary School	East Baton Rouge Parish	East Baton Rouge Parish	2023-2024	11.1%	11.4%	11.3%	Yes
Liberty High School	East Baton Rouge Parish	East Baton Rouge Parish	2023-2024	11.1%	<5%	<5%	No
Louisiana School for the Deaf	East Baton Rouge Parish	East Baton Rouge Parish	2023-2024	11.1%	>95%	>95%	Yes
Louisiana School for the Visually Impaired	East Baton Rouge Parish	East Baton Rouge Parish	2023-2024	11.1%	>95%	>95%	Yes
LSU Laboratory School	East Baton Rouge Parish	East Baton Rouge Parish	2023-2024	11.1%	<5%	<5%	No
Magnolia Woods Elementary School	East Baton Rouge Parish	East Baton Rouge Parish	2023-2024	11.1%	10.0%	12.1%	No
Mayfair Laboratory School	East Baton Rouge Parish	East Baton Rouge Parish	2023-2024	11.1%	5.6%	5.5%	No
McKinley Elementary	East Baton Rouge Parish	East Baton Rouge Parish	2023-2024	11.1%	11.1%	11.5%	Yes
McKinley Middle Magnet School	East Baton Rouge Parish	East Baton Rouge Parish	2023-2024	11.1%	<5%	<5%	No
McKinley Senior High School	East Baton Rouge Parish	East Baton Rouge Parish	2023-2024	11.1%	9.9%	10.0%	No
Melrose Elementary School	East Baton Rouge Parish	East Baton Rouge Parish	2023-2024	11.1%	20.0%	17.8%	Yes
Merrydale Elementary School	East Baton Rouge Parish	East Baton Rouge Parish	2023-2024	11.1%	15.6%	17.1%	Yes
Northdale Superintendent's Academy	East Baton Rouge Parish	East Baton Rouge Parish	2023-2024	11.1%	8.8%	8.6%	No
Northeast Elementary School	East Baton Rouge Parish	East Baton Rouge Parish	2023-2024	11.1%	22.2%	21.1%	Yes
Northeast High School	East Baton Rouge Parish	East Baton Rouge Parish	2023-2024	11.1%	19.9%	18.5%	Yes
Park Elementary School	East Baton Rouge Parish	East Baton Rouge Parish	2023-2024	11.1%	13.6%	12.8%	Yes
Park Forest Elementary School	East Baton Rouge Parish	East Baton Rouge Parish	2023-2024	11.1%	9.3%	9.9%	No

Name	Parish	Enrollment Zone	Enrollment Zone Year	Enrollment Zone SWD%	Oct. 2024 SWD %	Feb. 2025 SWD %	Meets Enrollment Zone Avg.
Park Forest Middle School	East Baton Rouge Parish	East Baton Rouge Parish	2023-2024	11.1%	15.3%	15.1%	Yes
Parkview Elementary School	East Baton Rouge Parish	East Baton Rouge Parish	2023-2024	11.1%	13.6%	13.5%	Yes
Progress Elementary School	East Baton Rouge Parish	East Baton Rouge Parish	2023-2024	11.1%	15.6%	13.9%	Yes
Riveroaks Elementary School	East Baton Rouge Parish	East Baton Rouge Parish	2023-2024	11.1%	10.9%	9.8%	No
Ryan Elementary School	East Baton Rouge Parish	East Baton Rouge Parish	2023-2024	11.1%	<5%	<5%	No
Scotlandville Magnet High School	East Baton Rouge Parish	East Baton Rouge Parish	2023-2024	11.1%	8.5%	8.5%	No
Scotlandville Pre-Engineering Academy	East Baton Rouge Parish	East Baton Rouge Parish	2023-2024	11.1%	13.4%	13.1%	Yes
Sharon Hills Elementary School	East Baton Rouge Parish	East Baton Rouge Parish	2023-2024	11.1%	11.3%	12.1%	Yes
Shenandoah Elementary School	East Baton Rouge Parish	East Baton Rouge Parish	2023-2024	11.1%	12.7%	12.4%	Yes
Sherwood Middle Academic Academy	East Baton Rouge Parish	East Baton Rouge Parish	2023-2024	11.1%	<5%	<5%	No
Southdowns School	East Baton Rouge Parish	East Baton Rouge Parish	2023-2024	11.1%	44.7%	53.1%	Yes
Southeast Middle School	East Baton Rouge Parish	East Baton Rouge Parish	2023-2024	11.1%	11.7%	11.0%	Yes
Southern University Lab School	East Baton Rouge Parish	East Baton Rouge Parish	2023-2024	11.1%	<5%	<5%	No
Southern University Laboratory Virtual School	East Baton Rouge Parish	East Baton Rouge Parish	2023-2024	11.1%	<5%	<5%	No
Tara High School	East Baton Rouge Parish	East Baton Rouge Parish	2023-2024	11.1%	12.8%	12.1%	Yes
The Dufrocq School	East Baton Rouge Parish	East Baton Rouge Parish	2023-2024	11.1%	11.2%	12.8%	Yes
Thrive Academy	East Baton Rouge Parish	East Baton Rouge Parish	2023-2024	11.1%	5.0%	5.0%	No
Twin Oaks Elementary School	East Baton Rouge Parish	East Baton Rouge Parish	2023-2024	11.1%	10.5%	10.5%	No
Villa del Rey Elementary School	East Baton Rouge Parish	East Baton Rouge Parish	2023-2024	11.1%	10.1%	9.5%	No
Wedgewood Elementary School	East Baton Rouge Parish	East Baton Rouge Parish	2023-2024	11.1%	9.1%	11.1%	No

Name	Parish	Enrollment Zone	Enrollment Zone Year	Enrollment Zone SWD%	Oct. 2024 SWD %	Feb. 2025 SWD %	Meets Enrollment Zone Avg.
Westdale Heights Academic Magnet School	East Baton Rouge Parish	East Baton Rouge Parish	2023-2024	11.1%	<5%	<5%	No
Westdale Middle School	East Baton Rouge Parish	East Baton Rouge Parish	2023-2024	11.1%	13.4%	12.6%	Yes
Westminster Elementary School	East Baton Rouge Parish	East Baton Rouge Parish	2023-2024	11.1%	22.8%	24.2%	Yes
Wildwood Elementary School	East Baton Rouge Parish	East Baton Rouge Parish	2023-2024	11.1%	10.5%	11.0%	No
Winbourne Elementary School	East Baton Rouge Parish	East Baton Rouge Parish	2023-2024	11.1%	12.4%	13.1%	Yes
Woodlawn Elementary	East Baton Rouge Parish	East Baton Rouge Parish	2023-2024	11.1%	16.9%	16.6%	Yes
Woodlawn High School	East Baton Rouge Parish	East Baton Rouge Parish	2023-2024	11.1%	9.2%	9.5%	No
Woodlawn Middle School	East Baton Rouge Parish	East Baton Rouge Parish	2023-2024	11.1%	12.4%	12.1%	Yes
General Trass High School	East Carroll Parish	East Carroll Parish	2023-2024	13.3%	9.8%	10%	No
Griffin Middle School Academy	East Carroll Parish	East Carroll Parish	2023-2024	13.3%	9.8%	8.7%	No
Southside Elementary School	East Carroll Parish	East Carroll Parish	2023-2024	13.3%	11.4%	12.2%	No
Clinton Elementary School	East Feliciana Parish	East Feliciana Parish	2023-2024	14.0%	22.8%	22.9%	Yes
East Feliciana High School	East Feliciana Parish	East Feliciana Parish	2023-2024	14.0%	17.3%	17.5%	Yes
East Feliciana Middle School	East Feliciana Parish	East Feliciana Parish	2023-2024	14.0%	16.1%	17.2%	Yes
Jackson Elementary School	East Feliciana Parish	East Feliciana Parish	2023-2024	14.0%	18.4%	19.2%	Yes
Slaughter Elementary School	East Feliciana Parish	East Feliciana Parish	2023-2024	14.0%	11.1%	11.1%	No
Basile High School	Evangeline Parish	Evangeline Parish	2023-2024	18.5%	18.3%	18.8%	No
Bayou Chicot Elementary School	Evangeline Parish	Evangeline Parish	2023-2024	18.5%	18.4%	17.9%	No
Chataignier Elementary School	Evangeline Parish	Evangeline Parish	2023-2024	18.5%	14.1%	14.4%	No
Evangeline Reimagine Academy	Evangeline Parish	Evangeline Parish	2023-2024	18.5%	23.9%	23.4%	Yes

Name	Parish	Enrollment Zone	Enrollment Zone Year	Enrollment Zone SWD%	Oct. 2024 SWD %	Feb. 2025 SWD %	Meets Enrollment Zone Avg.
James Stephens Montessori School	Evangeline Parish	Evangeline Parish	2023-2024	18.5%	13.6%	13.1%	No
Mamou Elementary School	Evangeline Parish	Evangeline Parish	2023-2024	18.5%	14.2%	15.5%	No
Mamou High School	Evangeline Parish	Evangeline Parish	2023-2024	18.5%	19.0%	18.8%	Yes
Mamou Junior High	Evangeline Parish	Evangeline Parish	2023-2024	18.5%	22.1%	23.0%	Yes
Pine Prairie High School	Evangeline Parish	Evangeline Parish	2023-2024	18.5%	14.5%	15.0%	No
Vidrine Elementary School	Evangeline Parish	Evangeline Parish	2023-2024	18.5%	17.3%	18.3%	No
Ville Platte Elementary School	Evangeline Parish	Evangeline Parish	2023-2024	18.5%	19.4%	22.0%	Yes
Ville Platte High School	Evangeline Parish	Evangeline Parish	2023-2024	18.5%	19.4%	19.1%	Yes
W. W. Stewart Elementary School	Evangeline Parish	Evangeline Parish	2023-2024	18.5%	19.6%	17.7%	Yes
Baskin School	Franklin Parish	Franklin Parish	2023-2024	16.1%	15.5%	15.3%	No
Crowville School	Franklin Parish	Franklin Parish	2023-2024	16.1%	14.2%	15.6%	No
Fort Necessity School	Franklin Parish	Franklin Parish	2023-2024	16.1%	18.4%	18.0%	Yes
Franklin Parish Head Start	Franklin Parish	Franklin Parish	2023-2024	16.1%	6.1%	7.5%	No
Franklin Parish High School	Franklin Parish	Franklin Parish	2023-2024	16.1%	17.6%	17.6%	Yes
Gilbert School	Franklin Parish	Franklin Parish	2023-2024	16.1%	13.3%	14.2%	No
Winnsboro Elementary School	Franklin Parish	Franklin Parish	2023-2024	16.1%	18.4%	19.7%	Yes
Georgetown High School	Grant Parish	Grant Parish	2023-2024	19.4%	17.9%	18.8%	No
Grant High School	Grant Parish	Grant Parish	2023-2024	19.4%	15.5%	16.3%	No
Grant Junior High School	Grant Parish	Grant Parish	2023-2024	19.4%	21.7%	21.3%	Yes
Montgomery High School	Grant Parish	Grant Parish	2023-2024	19.4%	15.4%	15.3%	No

Name	Parish	Enrollment Zone	Enrollment Zone Year	Enrollment Zone SWD%	Oct. 2024 SWD %	Feb. 2025 SWD %	Meets Enrollment Zone Avg.
Pollock Elementary School	Grant Parish	Grant Parish	2023-2024	19.4%	19.4%	20.6%	Yes
South Grant Elementary School	Grant Parish	Grant Parish	2023-2024	19.4%	20.3%	20.7%	Yes
Verda Elementary School	Grant Parish	Grant Parish	2023-2024	19.4%	22.7%	21.1%	Yes
Anderson Middle School	Iberia Parish	Iberia Parish	2023-2024	14.6%	16.9%	16.1%	Yes
Belle Place Elementary School	Iberia Parish	Iberia Parish	2023-2024	14.6%	16.0%	17.0%	Yes
Belle Place Middle School	Iberia Parish	Iberia Parish	2023-2024	14.6%	11.2%	10.9%	No
Caneview Elementary School	Iberia Parish	Iberia Parish	2023-2024	14.6%	13.8%	14.7%	No
Center Street Elementary School	Iberia Parish	Iberia Parish	2023-2024	14.6%	14.5%	13.8%	No
Coteau Elementary School	Iberia Parish	Iberia Parish	2023-2024	14.6%	14.9%	15.2%	Yes
Daspit Road Elementary School	Iberia Parish	Iberia Parish	2023-2024	14.6%	17.2%	17.5%	Yes
Delcambre Elementary School	Iberia Parish	Iberia Parish	2023-2024	14.6%	10.3%	10.4%	No
Delcambre High School	Iberia Parish	Iberia Parish	2023-2024	14.6%	6.4%	5.9%	No
Iberia Middle School	Iberia Parish	Iberia Parish	2023-2024	14.6%	12.8%	13.5%	No
Jeanerette Senior High School	Iberia Parish	Iberia Parish	2023-2024	14.6%	13.6%	12.8%	No
Jefferson Island Road Elementary	Iberia Parish	Iberia Parish	2023-2024	14.6%	15.5%	16.1%	Yes
Johnston Hopkins Elementary School	Iberia Parish	Iberia Parish	2023-2024	14.6%	9.9%	10.1%	No
Loreauville Elementary School	Iberia Parish	Iberia Parish	2023-2024	14.6%	12.8%	12.8%	No
Loreauville High School	Iberia Parish	Iberia Parish	2023-2024	14.6%	9.4%	9.3%	No
Magnolia Elementary	Iberia Parish	Iberia Parish	2023-2024	14.6%	16.3%	16.2%	Yes
New Iberia Senior High School	Iberia Parish	Iberia Parish	2023-2024	14.6%	11.7%	11.9%	No

Name	Parish	Enrollment Zone	Enrollment Zone Year	Enrollment Zone SWD%	Oct. 2024 SWD %	Feb. 2025 SWD %	Meets Enrollment Zone Avg.
North Lewis Elementary School	Iberia Parish	Iberia Parish	2023-2024	14.6%	13.4%	13.5%	No
Park Elementary School	Iberia Parish	Iberia Parish	2023-2024	14.6%	15.3%	15.0%	Yes
Person Addition Elementary School	Iberia Parish	Iberia Parish	2023-2024	14.6%	13.6%	13.8%	No
St. Charles Street Elementary School	Iberia Parish	Iberia Parish	2023-2024	14.6%	16.6%	15.9%	Yes
Westgate High School	Iberia Parish	Iberia Parish	2023-2024	14.6%	16.6%	16.5%	Yes
Crescent Elementary/Junior High School	Iberville Parish	Iberville Parish	2023-2024	11.6%	17.9%	16.8%	Yes
Dorseyville Elementary School	Iberville Parish	Iberville Parish	2023-2024	11.6%	11.0%	12.2%	No
East Iberville Elementary/High School	Iberville Parish	Iberville Parish	2023-2024	11.6%	9.8%	9.2%	No
Iberville Elementary School	Iberville Parish	Iberville Parish	2023-2024	11.6%	13.0%	13.5%	Yes
North Iberville Elementary	Iberville Parish	Iberville Parish	2023-2024	11.6%	11.6%	12.7%	Yes
North Iberville High School	Iberville Parish	Iberville Parish	2023-2024	11.6%	<5%	6.3%	No
Plaquemine Senior High School	Iberville Parish	Iberville Parish	2023-2024	11.6%	9.2%	9.2%	No
White Castle High School	Iberville Parish	Iberville Parish	2023-2024	11.6%	9.1%	9.4%	No
Jonesboro-Hodge Elementary School	Jackson Parish	Jackson Parish	2023-2024	11.7%	14.4%	15.3%	Yes
Jonesboro-Hodge High School	Jackson Parish	Jackson Parish	2023-2024	11.7%	13.1%	13.6%	Yes
Jonesboro-Hodge Middle School	Jackson Parish	Jackson Parish	2023-2024	11.7%	15.9%	17.0%	Yes
Quitman High School	Jackson Parish	Jackson Parish	2023-2024	11.7%	9.7%	10.6%	No
Weston High School	Jackson Parish	Jackson Parish	2023-2024	11.7%	13.4%	14.3%	Yes
Elton Elementary School	Jefferson Davis Parish	Jefferson Davis Parish	2023-2024	15.4%	23.0%	21.1%	Yes
Elton High School	Jefferson Davis Parish	Jefferson Davis Parish	2023-2024	15.4%	13.4%	13.3%	No

Name	Parish	Enrollment Zone	Enrollment Zone Year	Enrollment Zone SWD%	Oct. 2024 SWD %	Feb. 2025 SWD %	Meets Enrollment Zone Avg.
Fenton Elementary School	Jefferson Davis Parish	Jefferson Davis Parish	2023-2024	15.4%	27.0%	26.7%	Yes
Hathaway High School	Jefferson Davis Parish	Jefferson Davis Parish	2023-2024	15.4%	16.2%	16.4%	Yes
Jennings Elementary School	Jefferson Davis Parish	Jefferson Davis Parish	2023-2024	15.4%	18.9%	18.8%	Yes
Jennings High School	Jefferson Davis Parish	Jefferson Davis Parish	2023-2024	15.4%	12.3%	12.1%	No
Lacassine High School	Jefferson Davis Parish	Jefferson Davis Parish	2023-2024	15.4%	13.8%	13.8%	No
Lake Arthur Elementary School	Jefferson Davis Parish	Jefferson Davis Parish	2023-2024	15.4%	17.3%	16.7%	Yes
Lake Arthur High School	Jefferson Davis Parish	Jefferson Davis Parish	2023-2024	15.4%	12.9%	12.8%	No
Welsh Elementary School	Jefferson Davis Parish	Jefferson Davis Parish	2023-2024	15.4%	13.9%	11.5%	No
Welsh High School	Jefferson Davis Parish	Jefferson Davis Parish	2023-2024	15.4%	11.5%	12.8%	No
Welsh-Roanoke Junior High School	Jefferson Davis Parish	Jefferson Davis Parish	2023-2024	15.4%	10.6%	10.9%	No
A.C. Alexander School	Jefferson Parish	Jefferson Parish	2023-2024	13.8%	9.1%	8.9%	No
Airline Park Academy for Advanced Studies	Jefferson Parish	Jefferson Parish	2023-2024	13.8%	8.8%	9.6%	No
Alice Birney Elementary School	Jefferson Parish	Jefferson Parish	2023-2024	13.8%	13.2%	14.6%	No
Allen Ellender School	Jefferson Parish	Jefferson Parish	2023-2024	13.8%	19.5%	20.0%	Yes
Bissonet Plaza School	Jefferson Parish	Jefferson Parish	2023-2024	13.8%	12.8%	13.5%	No
Bonnabel Magnet Academy High School	Jefferson Parish	Jefferson Parish	2023-2024	13.8%	10.8%	10.7%	No
Bridgedale Elementary School	Jefferson Parish	Jefferson Parish	2023-2024	13.8%	9.4%	10.0%	No
Chateau Estates School	Jefferson Parish	Jefferson Parish	2023-2024	13.8%	12.0%	12.6%	No
Congetta Trippe Janet Elementary School	Jefferson Parish	Jefferson Parish	2023-2024	13.8%	16.3%	16.6%	Yes
East Jefferson High School	Jefferson Parish	Jefferson Parish	2023-2024	13.8%	9.3%	9.7%	No

Name	Parish	Enrollment Zone	Enrollment Zone Year	Enrollment Zone SWD%	Oct. 2024 SWD %	Feb. 2025 SWD %	Meets Enrollment Zone Avg.
Ella C. Pittman Elementary School	Jefferson Parish	Jefferson Parish	2023-2024	13.8%	16.4%	16.1%	Yes
Emmett C.Gilbert School of Excellence at Ford	Jefferson Parish	Jefferson Parish	2023-2024	13.8%	14.9%	15.2%	Yes
Estelle School	Jefferson Parish	Jefferson Parish	2023-2024	13.8%	24.9%	26.1%	Yes
Fisher Middle/High School	Jefferson Parish	Jefferson Parish	2023-2024	13.8%	9.8%	9.9%	No
Frederick Douglass Community School	Jefferson Parish	Jefferson Parish	2023-2024	13.8%	47.5%	32.9%	Yes
G.T. Woods School	Jefferson Parish	Jefferson Parish	2023-2024	13.8%	7.9%	10.3%	No
George Cox Elementary School	Jefferson Parish	Jefferson Parish	2023-2024	13.8%	8.4%	9.6%	No
Geraldine Boudreaux Elementary School	Jefferson Parish	Jefferson Parish	2023-2024	13.8%	10.6%	11.6%	No
Grand Isle High School	Jefferson Parish	Jefferson Parish	2023-2024	13.8%	21.3%	22.1%	Yes
Green Park Elementary School	Jefferson Parish	Jefferson Parish	2023-2024	13.8%	13.3%	11.7%	No
Greenlawn Terrace Elementary School	Jefferson Parish	Jefferson Parish	2023-2024	13.8%	11.0%	11.8%	No
Gretna No. 2 Academy for Advanced Studies	Jefferson Parish	Jefferson Parish	2023-2024	13.8%	<5%	5.9%	No
Harahan School	Jefferson Parish	Jefferson Parish	2023-2024	13.8%	21.1%	21.3%	Yes
Harold Keller Elementary School	Jefferson Parish	Jefferson Parish	2023-2024	13.8%	10.4%	11.1%	No
Harry S Truman School	Jefferson Parish	Jefferson Parish	2023-2024	13.8%	17.5%	18.9%	Yes
Haynes Academy School for Advanced Studies	Jefferson Parish	Jefferson Parish	2023-2024	13.8%	<5%	<5%	No
Hazel Park/Hilda Knoff School	Jefferson Parish	Jefferson Parish	2023-2024	13.8%	18.7%	17.7%	Yes
Isaac G Joseph Elementary School	Jefferson Parish	Jefferson Parish	2023-2024	13.8%	16.4%	19.4%	Yes
J.C. Ellis School	Jefferson Parish	Jefferson Parish	2023-2024	13.8%	12.0%	12.7%	No
J.D. Meisler Middle School	Jefferson Parish	Jefferson Parish	2023-2024	13.8%	7.8%	8.1%	No

Name	Parish	Enrollment Zone	Enrollment Zone Year	Enrollment Zone SWD%	Oct. 2024 SWD %	Feb. 2025 SWD %	Meets Enrollment Zone Avg.
Jefferson School	Jefferson Parish	Jefferson Parish	2023-2024	13.8%	14.6%	15.2%	Yes
Jefferson Virtual High School	Jefferson Parish	Jefferson Parish	2023-2024	13.8%	20.6%	22.7%	Yes
John Clancy/Joseph Maggiore Elementary School	Jefferson Parish	Jefferson Parish	2023-2024	13.8%	10.2%	11.7%	No
John Ehret High School	Jefferson Parish	Jefferson Parish	2023-2024	13.8%	9.8%	10.3%	No
John James Audubon School	Jefferson Parish	Jefferson Parish	2023-2024	13.8%	14.9%	13.3%	Yes
John Q. Adams Middle School	Jefferson Parish	Jefferson Parish	2023-2024	13.8%	6.5%	6.8%	No
Joseph C Moscona School	Jefferson Parish	Jefferson Parish	2023-2024	13.8%	14.2%	13.3%	Yes
Judge Lionel R. Collins Elementary School	Jefferson Parish	Jefferson Parish	2023-2024	13.8%	9.9%	10.6%	No
L.H. Marrero Middle School	Jefferson Parish	Jefferson Parish	2023-2024	13.8%	16.7%	15.6%	Yes
L.W. Higgins High School	Jefferson Parish	Jefferson Parish	2023-2024	13.8%	18.1%	18.4%	Yes
Leo E. Kerner Jr. Elementary School	Jefferson Parish	Jefferson Parish	2023-2024	13.8%	17.9%	17.9%	Yes
Lincoln School for the Arts	Jefferson Parish	Jefferson Parish	2023-2024	13.8%	12.6%	12.7%	No
Livaudais Middle School	Jefferson Parish	Jefferson Parish	2023-2024	13.8%	11.2%	11.4%	No
Lucille Cherbonnier School	Jefferson Parish	Jefferson Parish	2023-2024	13.8%	16.0%	16.5%	Yes
Marie B. Riviere Elementary School	Jefferson Parish	Jefferson Parish	2023-2024	13.8%	11.6%	12.6%	No
McDonogh 26/Homedale Elementary School	Jefferson Parish	Jefferson Parish	2023-2024	13.8%	11.5%	13.0%	No
Metairie Academy for Advanced Studies	Jefferson Parish	Jefferson Parish	2023-2024	13.8%	10.3%	9.0%	No
Patrick F. Taylor Science & Technology Academy	Jefferson Parish	Jefferson Parish	2023-2024	13.8%	<5%	<5%	No
Paul J. Solis Elementary School	Jefferson Parish	Jefferson Parish	2023-2024	13.8%	12.6%	12.7%	No
Phoebe Hearst School	Jefferson Parish	Jefferson Parish	2023-2024	13.8%	11.7%	12.3%	No

Name	Parish	Enrollment Zone	Enrollment Zone Year	Enrollment Zone SWD%	Oct. 2024 SWD %	Feb. 2025 SWD %	Meets Enrollment Zone Avg.
Ralph J Bunche Elementary	Jefferson Parish	Jefferson Parish	2023-2024	13.8%	11.3%	13.0%	No
Ray St. Pierre Academy for Advanced Studies	Jefferson Parish	Jefferson Parish	2023-2024	13.8%	5.1%	5.4%	No
Riverdale High School	Jefferson Parish	Jefferson Parish	2023-2024	13.8%	11.9%	11.7%	No
Rudolph Matas School	Jefferson Parish	Jefferson Parish	2023-2024	13.8%	21.6%	22.6%	Yes
Ruppel Academie Francaise	Jefferson Parish	Jefferson Parish	2023-2024	13.8%	6.1%	5.2%	No
Shirley Johnson/Gretna Park Elementary School	Jefferson Parish	Jefferson Parish	2023-2024	13.8%	10.1%	9.7%	No
Stella Worley Middle School	Jefferson Parish	Jefferson Parish	2023-2024	13.8%	17.4%	18.2%	Yes
Strehle Community School	Jefferson Parish	Jefferson Parish	2023-2024	13.8%	29.1%	23.0%	Yes
T.H. Harris Middle School	Jefferson Parish	Jefferson Parish	2023-2024	13.8%	13.8%	12.3%	Yes
Terrytown Elementary School	Jefferson Parish	Jefferson Parish	2023-2024	13.8%	7.4%	7.5%	No
Thomas Jefferson High School for Advanced Studies	Jefferson Parish	Jefferson Parish	2023-2024	13.8%	<5%	<5%	No
Tom Benson School	Jefferson Parish	Jefferson Parish	2023-2024	13.8%	9.4%	10.3%	No
Walter Schneckenburger Elem School	Jefferson Parish	Jefferson Parish	2023-2024	13.8%	18.7%	19.2%	Yes
West Jefferson High School	Jefferson Parish	Jefferson Parish	2023-2024	13.8%	8.9%	9.0%	No
William Hart Elementary School	Jefferson Parish	Jefferson Parish	2023-2024	13.8%	7.8%	8.3%	No
Woodland West School	Jefferson Parish	Jefferson Parish	2023-2024	13.8%	12.4%	13.3%	No
Woodmere School	Jefferson Parish	Jefferson Parish	2023-2024	13.8%	16.8%	16.9%	Yes
Acadian Middle School	Lafayette Parish	Lafayette Parish	2023-2024	9.6%	9.6%	9.5%	Yes
Acadiana High School	Lafayette Parish	Lafayette Parish	2023-2024	9.6%	8.1%	7.9%	No
Alice N. Boucher Elementary School	Lafayette Parish	Lafayette Parish	2023-2024	9.6%	8.7%	11.3%	No

Name	Parish	Enrollment Zone	Enrollment Zone Year	Enrollment Zone SWD%	Oct. 2024 SWD %	Feb. 2025 SWD %	Meets Enrollment Zone Avg.
Broadmoor Elementary School	Lafayette Parish	Lafayette Parish	2023-2024	9.6%	8.8%	9.3%	No
Broussard Middle School	Lafayette Parish	Lafayette Parish	2023-2024	9.6%	9.5%	10.8%	No
Carencro Bob Lilly Elementary	Lafayette Parish	Lafayette Parish	2023-2024	9.6%	9.0%	8.7%	No
Carencro High School	Lafayette Parish	Lafayette Parish	2023-2024	9.6%	10.5%	10.6%	Yes
Carencro Middle School	Lafayette Parish	Lafayette Parish	2023-2024	9.6%	12.5%	12.9%	Yes
Charles M. Burke Elementary School	Lafayette Parish	Lafayette Parish	2023-2024	9.6%	10.5%	10.8%	Yes
Corporal Michael Middlebrook Elementary School	Lafayette Parish	Lafayette Parish	2023-2024	9.6%	10.1%	10.7%	Yes
David Thibodaux STEM Magnet Academy	Lafayette Parish	Lafayette Parish	2023-2024	9.6%	<5%	<5%	No
Dr. Raphael A. Baranco Elementary School	Lafayette Parish	Lafayette Parish	2023-2024	9.6%	12.1%	13.0%	Yes
Duson Elementary School	Lafayette Parish	Lafayette Parish	2023-2024	9.6%	10.0%	9.2%	Yes
Early College Academy	Lafayette Parish	Lafayette Parish	2023-2024	9.6%	<5%	<5%	No
Edgar Martin Middle School	Lafayette Parish	Lafayette Parish	2023-2024	9.6%	7.3%	7.7%	No
Edward J Sam Accelerated School of Lafayette	Lafayette Parish	Lafayette Parish	2023-2024	9.6%	<5%	<5%	No
Ernest Gallet Elementary School	Lafayette Parish	Lafayette Parish	2023-2024	9.6%	11.5%	11.6%	Yes
Evangeline Elementary School	Lafayette Parish	Lafayette Parish	2023-2024	9.6%	11.6%	12.1%	Yes
Green T. Lindon Elementary School	Lafayette Parish	Lafayette Parish	2023-2024	9.6%	9.5%	10.6%	No
J. Wallace James Elementary School	Lafayette Parish	Lafayette Parish	2023-2024	9.6%	9.4%	8.9%	No
J.W. Faulk Elementary School	Lafayette Parish	Lafayette Parish	2023-2024	9.6%	8.0%	8.2%	No
Judice Middle School	Lafayette Parish	Lafayette Parish	2023-2024	9.6%	11.1%	12.0%	Yes
Katharine Drexel Elementary School	Lafayette Parish	Lafayette Parish	2023-2024	9.6%	10.6%	11.3%	Yes

Name	Parish	Enrollment Zone	Enrollment Zone Year	Enrollment Zone SWD%	Oct. 2024 SWD %	Feb. 2025 SWD %	Meets Enrollment Zone Avg.
L. Leo Judice Elementary School	Lafayette Parish	Lafayette Parish	2023-2024	9.6%	8.9%	7.7%	No
L.J. Alleman Middle School	Lafayette Parish	Lafayette Parish	2023-2024	9.6%	7.4%	6.9%	No
Lafayette High School	Lafayette Parish	Lafayette Parish	2023-2024	9.6%	7.7%	7.8%	No
Lafayette Middle School	Lafayette Parish	Lafayette Parish	2023-2024	9.6%	11.1%	12.6%	Yes
Live Oak Elementary School	Lafayette Parish	Lafayette Parish	2023-2024	9.6%	16.3%	17.6%	Yes
Martial Billeaud Elementary School	Lafayette Parish	Lafayette Parish	2023-2024	9.6%	8.6%	9.7%	No
Milton Elementary School	Lafayette Parish	Lafayette Parish	2023-2024	9.6%	7.3%	7.1%	No
Myrtle Place Elementary School	Lafayette Parish	Lafayette Parish	2023-2024	9.6%	<5%	<5%	No
Northside High School	Lafayette Parish	Lafayette Parish	2023-2024	9.6%	13.1%	12.6%	Yes
O. Comeaux High School	Lafayette Parish	Lafayette Parish	2023-2024	9.6%	9.9%	9.6%	Yes
Ossun Elementary School	Lafayette Parish	Lafayette Parish	2023-2024	9.6%	12.4%	12.8%	Yes
Paul Breaux Middle School	Lafayette Parish	Lafayette Parish	2023-2024	9.6%	13.4%	14.6%	Yes
Prairie Elementary School	Lafayette Parish	Lafayette Parish	2023-2024	9.6%	10.1%	10.3%	Yes
Ridge Elementary School	Lafayette Parish	Lafayette Parish	2023-2024	9.6%	8.4%	9.4%	No
S.J. Montgomery Elementary School	Lafayette Parish	Lafayette Parish	2023-2024	9.6%	15.2%	16.1%	Yes
Scott Middle School	Lafayette Parish	Lafayette Parish	2023-2024	9.6%	9.1%	8.3%	No
Southside High School	Lafayette Parish	Lafayette Parish	2023-2024	9.6%	5.9%	6.1%	No
Truman Early Childhood Education Center	Lafayette Parish	Lafayette Parish	2023-2024	9.6%	10.0%	9.7%	Yes
Westside Elementary School	Lafayette Parish	Lafayette Parish	2023-2024	9.6%	7.0%	7.2%	No
Woodvale Elementary School	Lafayette Parish	Lafayette Parish	2023-2024	9.6%	11.0%	11.5%	Yes

Name	Parish	Enrollment Zone	Enrollment Zone Year	Enrollment Zone SWD%	Oct. 2024 SWD %	Feb. 2025 SWD %	Meets Enrollment Zone Avg.
Youngsville Middle School	Lafayette Parish	Lafayette Parish	2023-2024	9.6%	6.2%	6.3%	No
Bayou Blue Elementary School	Lafourche Parish	Lafourche Parish	2023-2024	10.8%	8.4%	7.9%	No
Bayou Blue Middle School	Lafourche Parish	Lafourche Parish	2023-2024	10.8%	6.3%	6.2%	No
Bayou Blue Upper Elementary School	Lafourche Parish	Lafourche Parish	2023-2024	10.8%	11.2%	10.3%	Yes
Bayou Boeuf Elementary School	Lafourche Parish	Lafourche Parish	2023-2024	10.8%	12.9%	11.8%	Yes
C.M. Washington Elementary School	Lafourche Parish	Lafourche Parish	2023-2024	10.8%	14.3%	15.0%	Yes
Central Lafourche High School	Lafourche Parish	Lafourche Parish	2023-2024	10.8%	7.0%	7.2%	No
Chackbay Elementary School	Lafourche Parish	Lafourche Parish	2023-2024	10.8%	7.8%	8.3%	No
Cut Off Elementary School	Lafourche Parish	Lafourche Parish	2023-2024	10.8%	13.1%	11.8%	Yes
Galliano Elementary School	Lafourche Parish	Lafourche Parish	2023-2024	10.8%	8.2%	10.4%	No
Golden Meadow Lower Elementary School	Lafourche Parish	Lafourche Parish	2023-2024	10.8%	11.9%	11.6%	Yes
Golden Meadow Middle School	Lafourche Parish	Lafourche Parish	2023-2024	10.8%	6.6%	6.9%	No
Golden Meadow Upper Elementary School	Lafourche Parish	Lafourche Parish	2023-2024	10.8%	11.2%	10.7%	Yes
Larose-Cut Off Middle School	Lafourche Parish	Lafourche Parish	2023-2024	10.8%	12.6%	12.7%	Yes
Lockport Lower Elementary School	Lafourche Parish	Lafourche Parish	2023-2024	10.8%	10.5%	10.4%	No
Lockport Middle School	Lafourche Parish	Lafourche Parish	2023-2024	10.8%	9.4%	9.2%	No
Lockport Upper Elementary School	Lafourche Parish	Lafourche Parish	2023-2024	10.8%	10.2%	8.6%	No
North Larose Elementary School	Lafourche Parish	Lafourche Parish	2023-2024	10.8%	13.3%	12.6%	Yes
Raceland Lower Elementary School	Lafourche Parish	Lafourche Parish	2023-2024	10.8%	10.7%	10.6%	No
Raceland Middle School	Lafourche Parish	Lafourche Parish	2023-2024	10.8%	12.1%	11.4%	Yes

Name	Parish	Enrollment Zone	Enrollment Zone Year	Enrollment Zone SWD %	Oct. 2024 SWD %	Feb. 2025 SWD %	Meets Enrollment Zone Avg.
Raceland Upper Elementary School	Lafourche Parish	Lafourche Parish	2023-2024	10.8%	13.9%	13.8%	Yes
Sixth Ward Middle School	Lafourche Parish	Lafourche Parish	2023-2024	10.8%	6.8%	6.8%	No
South Lafourche High School	Lafourche Parish	Lafourche Parish	2023-2024	10.8%	9.1%	9.2%	No
South Larose Elementary School	Lafourche Parish	Lafourche Parish	2023-2024	10.8%	11.9%	12.6%	Yes
St. Charles Elementary School	Lafourche Parish	Lafourche Parish	2023-2024	10.8%	11.3%	10.8%	Yes
Thibodaux Elementary School	Lafourche Parish	Lafourche Parish	2023-2024	10.8%	11.3%	11.6%	Yes
Thibodaux High School	Lafourche Parish	Lafourche Parish	2023-2024	10.8%	8.2%	8.0%	No
Thibodaux Middle School	Lafourche Parish	Lafourche Parish	2023-2024	10.8%	13.5%	12.8%	Yes
W.S. Lafargue Elementary School	Lafourche Parish	Lafourche Parish	2023-2024	10.8%	14.4%	13.2%	Yes
Fellowship Elementary School	LaSalle Parish	LaSalle Parish	2023-2024	12.0%	7.2%	7.2%	No
Goodpine Middle School	LaSalle Parish	LaSalle Parish	2023-2024	12.0%	12.2%	13.6%	Yes
Jena Elementary School	LaSalle Parish	LaSalle Parish	2023-2024	12.0%	18.2%	20.2%	Yes
Jena High School	LaSalle Parish	LaSalle Parish	2023-2024	12.0%	9.4%	8.7%	No
Jena Junior High School	LaSalle Parish	LaSalle Parish	2023-2024	12.0%	10.8%	9.7%	No
LaSalle High School	LaSalle Parish	LaSalle Parish	2023-2024	12.0%	13.8%	13.9%	Yes
LaSalle Junior High School	LaSalle Parish	LaSalle Parish	2023-2024	12.0%	14.6%	14.5%	Yes
Nebo Elementary School	LaSalle Parish	LaSalle Parish	2023-2024	12.0%	16.3%	15.4%	Yes
Olla-Standard Elementary School	LaSalle Parish	LaSalle Parish	2023-2024	12.0%	15.5%	17.4%	Yes
A. E. Phillips Laboratory School	Lincoln Parish	Lincoln Parish	2023-2024	16.7%	<5%	<5%	No
Choudrant Elementary School	Lincoln Parish	Lincoln Parish	2023-2024	16.7%	12.8%	12.5%	No

Name	Parish	Enrollment Zone	Enrollment Zone Year	Enrollment Zone SWD%	Oct. 2024 SWD %	Feb. 2025 SWD %	Meets Enrollment Zone Avg.
Choudrant High School	Lincoln Parish	Lincoln Parish	2023-2024	16.7%	12.4%	12.3%	No
Cypress Springs Elementary School	Lincoln Parish	Lincoln Parish	2023-2024	16.7%	24.7%	22.2%	Yes
Dubach School	Lincoln Parish	Lincoln Parish	2023-2024	16.7%	16.2%	16.9%	No
Glen View Elementary School	Lincoln Parish	Lincoln Parish	2023-2024	16.7%	18.9%	20.2%	Yes
Hillcrest Elementary School	Lincoln Parish	Lincoln Parish	2023-2024	16.7%	19.6%	19.9%	Yes
Howard School	Lincoln Parish	Lincoln Parish	2023-2024	16.7%	46.2%	48.1%	Yes
I.A. Lewis School	Lincoln Parish	Lincoln Parish	2023-2024	16.7%	15.9%	16.4%	No
Lincoln Parish Early Childhood Center	Lincoln Parish	Lincoln Parish	2023-2024	16.7%	21.9%	26.6%	Yes
Ruston Elementary School	Lincoln Parish	Lincoln Parish	2023-2024	16.7%	16.4%	16.7%	No
Ruston High School	Lincoln Parish	Lincoln Parish	2023-2024	16.7%	16.4%	15.7%	No
Ruston Junior High School	Lincoln Parish	Lincoln Parish	2023-2024	16.7%	18.5%	18.0%	Yes
Simsboro High School	Lincoln Parish	Lincoln Parish	2023-2024	16.7%	15.2%	15.3%	No
Albany High School	Livingston Parish	Livingston Parish	2023-2024	13.6%	10.7%	10.9%	No
Albany Lower Elementary School	Livingston Parish	Livingston Parish	2023-2024	13.6%	17.2%	18.3%	Yes
Albany Middle School	Livingston Parish	Livingston Parish	2023-2024	13.6%	15.9%	15.4%	Yes
Albany Upper Elementary School	Livingston Parish	Livingston Parish	2023-2024	13.6%	18.4%	19.0%	Yes
Denham Springs Elementary School	Livingston Parish	Livingston Parish	2023-2024	13.6%	13.1%	13.7%	No
Denham Springs High School	Livingston Parish	Livingston Parish	2023-2024	13.6%	9.9%	9.6%	No
Denham Springs Junior High School	Livingston Parish	Livingston Parish	2023-2024	13.6%	12.6%	12.1%	No
Doyle Elementary School	Livingston Parish	Livingston Parish	2023-2024	13.6%	13.4%	13.4%	No

Name	Parish	Enrollment Zone	Enrollment Zone Year	Enrollment Zone SWD%	Oct. 2024 SWD %	Feb. 2025 SWD %	Meets Enrollment Zone Avg.
Doyle High School	Livingston Parish	Livingston Parish	2023-2024	13.6%	10.1%	10.1%	No
Eastside Elementary School	Livingston Parish	Livingston Parish	2023-2024	13.6%	17.0%	17.6%	Yes
French Settlement Elementary School	Livingston Parish	Livingston Parish	2023-2024	13.6%	15.0%	12.8%	Yes
French Settlement High School	Livingston Parish	Livingston Parish	2023-2024	13.6%	9.4%	9.0%	No
Freshwater Elementary School	Livingston Parish	Livingston Parish	2023-2024	13.6%	19.6%	19.4%	Yes
Frost School	Livingston Parish	Livingston Parish	2023-2024	13.6%	11.7%	13.2%	No
Gray's Creek Elementary School	Livingston Parish	Livingston Parish	2023-2024	13.6%	18.7%	19.0%	Yes
Holden High School	Livingston Parish	Livingston Parish	2023-2024	13.6%	18.5%	18.0%	Yes
Juban Parc Elementary School	Livingston Parish	Livingston Parish	2023-2024	13.6%	16.1%	15.9%	Yes
Juban Parc Junior High School	Livingston Parish	Livingston Parish	2023-2024	13.6%	12.1%	12.7%	No
Levi Milton Elementary School	Livingston Parish	Livingston Parish	2023-2024	13.6%	15.6%	16.1%	Yes
Lewis Vincent Elementary School	Livingston Parish	Livingston Parish	2023-2024	13.6%	12.7%	12.9%	No
Live Oak Elementary School	Livingston Parish	Livingston Parish	2023-2024	13.6%	16.9%	17.0%	Yes
Live Oak High School	Livingston Parish	Livingston Parish	2023-2024	13.6%	8.7%	8.4%	No
Live Oak Junior High	Livingston Parish	Livingston Parish	2023-2024	13.6%	9.0%	8.7%	No
Live Oak Middle School	Livingston Parish	Livingston Parish	2023-2024	13.6%	11.8%	12.0%	No
Maurepas School	Livingston Parish	Livingston Parish	2023-2024	13.6%	20.2%	20.2%	Yes
North Corbin Elementary School	Livingston Parish	Livingston Parish	2023-2024	13.6%	18.2%	18.8%	Yes
North Corbin Junior High School	Livingston Parish	Livingston Parish	2023-2024	13.6%	11.7%	12.0%	No
North Live Oak Elementary School	Livingston Parish	Livingston Parish	2023-2024	13.6%	19.4%	18.5%	Yes

Name	Parish	Enrollment Zone	Enrollment Zone Year	Enrollment Zone SWD%	Oct. 2024 SWD %	Feb. 2025 SWD %	Meets Enrollment Zone Avg.
Northside Elementary School	Livingston Parish	Livingston Parish	2023-2024	13.6%	17.5%	16.4%	Yes
Seventh Ward Elementary School	Livingston Parish	Livingston Parish	2023-2024	13.6%	13.7%	13.4%	Yes
South Fork Elementary School	Livingston Parish	Livingston Parish	2023-2024	13.6%	16.1%	16.3%	Yes
South Live Oak Elementary School	Livingston Parish	Livingston Parish	2023-2024	13.6%	11.5%	11.3%	No
South Walker Elementary School	Livingston Parish	Livingston Parish	2023-2024	13.6%	13.6%	13.5%	Yes
Southside Elementary School	Livingston Parish	Livingston Parish	2023-2024	13.6%	10.2%	10.1%	No
Southside Junior High School	Livingston Parish	Livingston Parish	2023-2024	13.6%	10.8%	10.9%	No
Springfield Elementary School	Livingston Parish	Livingston Parish	2023-2024	13.6%	18.2%	18.9%	Yes
Springfield High School	Livingston Parish	Livingston Parish	2023-2024	13.6%	10.5%	10.7%	No
Springfield Middle School	Livingston Parish	Livingston Parish	2023-2024	13.6%	14.1%	14.8%	Yes
Walker Elementary School	Livingston Parish	Livingston Parish	2023-2024	13.6%	18.3%	18.5%	Yes
Walker High School	Livingston Parish	Livingston Parish	2023-2024	13.6%	10.9%	10.7%	No
Walker Junior High	Livingston Parish	Livingston Parish	2023-2024	13.6%	13.0%	13.4%	No
Westside Junior High School	Livingston Parish	Livingston Parish	2023-2024	13.6%	18.9%	17.7%	Yes
Christian Acres Alternative School	Madison Parish	Madison Parish	2023-2024	15.0%	26.3%	27.4%	Yes
Madison High School	Madison Parish	Madison Parish	2023-2024	15.0%	15.4%	14.9%	Yes
Madison Middle School	Madison Parish	Madison Parish	2023-2024	15.0%	16.8%	16.3%	Yes
Tallulah Elementary School	Madison Parish	Madison Parish	2023-2024	15.0%	12.9%	13.3%	No
Wright Elementary School	Madison Parish	Madison Parish	2023-2024	15.0%	14.8%	15.3%	No
Bastrop High School	Morehouse Parish	Morehouse Parish	2023-2024	17.5%	19.3%	19.8%	Yes

Name	Parish	Enrollment Zone	Enrollment Zone Year	Enrollment Zone SWD%	Oct. 2024 SWD %	Feb. 2025 SWD %	Meets Enrollment Zone Avg.
Delta Elementary School	Morehouse Parish	Morehouse Parish	2023-2024	17.5%	23.8%	25.7%	Yes
Morehouse Elementary School	Morehouse Parish	Morehouse Parish	2023-2024	17.5%	22.4%	22.7%	Yes
Morehouse Magnet School	Morehouse Parish	Morehouse Parish	2023-2024	17.5%	<5%	<5%	No
East Natchitoches Elementary & Middle School	Natchitoches Parish	Natchitoches Parish	2023-2024	11.2%	9.1%	9.4%	No
Fairview-Alpha Elementary & Junior High School	Natchitoches Parish	Natchitoches Parish	2023-2024	11.2%	13.0%	14.0%	Yes
Goldonna Elementary & Junior High School	Natchitoches Parish	Natchitoches Parish	2023-2024	11.2%	15.4%	17.2%	Yes
L.P. Vaughn Elementary & Middle School	Natchitoches Parish	Natchitoches Parish	2023-2024	11.2%	12.6%	13.2%	Yes
Lakeview Jr./Sr. High School	Natchitoches Parish	Natchitoches Parish	2023-2024	11.2%	13.5%	12.6%	Yes
Louisiana School for Math Science & the Arts	Natchitoches Parish	Natchitoches Parish	2023-2024	11.2%	<5%	<5%	No
M.R. Weaver Elementary School	Natchitoches Parish	Natchitoches Parish	2023-2024	11.2%	10.6%	10.6%	No
Marthville Elementary & Junior High School	Natchitoches Parish	Natchitoches Parish	2023-2024	11.2%	16.1%	13.0%	Yes
N.S.U. Elementary Lab School	Natchitoches Parish	Natchitoches Parish	2023-2024	11.2%	10.7%	10.4%	No
N.S.U. Middle Lab School	Natchitoches Parish	Natchitoches Parish	2023-2024	11.2%	9.0%	8.9%	No
Natchitoches Central High School	Natchitoches Parish	Natchitoches Parish	2023-2024	11.2%	10.1%	10.2%	No
Natchitoches Jr. High School	Natchitoches Parish	Natchitoches Parish	2023-2024	11.2%	9.7%	9.8%	No
Natchitoches Parish Technical and Career Center	Natchitoches Parish	Natchitoches Parish	2023-2024	11.2%	12.1%	13.3%	Yes
Provencal Elementary & Junior High School	Natchitoches Parish	Natchitoches Parish	2023-2024	11.2%	12.2%	12.2%	Yes
New Orleans Center for Creative Arts	Orleans Parish	Orleans Parish	2023-2024	43.6%	6.7%	6.3%	No
The Leah Chase School	Orleans Parish	Orleans Parish	2023-2024	43.6%	7.7%	9.5%	No
Travis Hill School	Orleans Parish	Orleans Parish	2023-2024	43.6%	31.5%	31.1%	No

Name	Parish	Enrollment Zone	Enrollment Zone Year	Enrollment Zone SWD%	Oct. 2024 SWD %	Feb. 2025 SWD %	Meets Enrollment Zone Avg.
Boley Elementary School	Ouachita Parish	Ouachita Parish	2023-2024	13.7%	12.1%	14.2%	No
Calhoun Elementary School	Ouachita Parish	Ouachita Parish	2023-2024	13.7%	15.2%	17.0%	Yes
Calhoun Middle School	Ouachita Parish	Ouachita Parish	2023-2024	13.7%	12.1%	12.3%	No
Central Elementary School	Ouachita Parish	Ouachita Parish	2023-2024	13.7%	12.8%	12.5%	No
Claiborne School	Ouachita Parish	Ouachita Parish	2023-2024	13.7%	11.8%	12.2%	No
Crosley Elementary School	Ouachita Parish	Ouachita Parish	2023-2024	13.7%	6.5%	7.6%	No
Drew Elementary School	Ouachita Parish	Ouachita Parish	2023-2024	13.7%	13.0%	13.5%	No
East Ouachita Middle School	Ouachita Parish	Ouachita Parish	2023-2024	13.7%	15.7%	15.0%	Yes
George Welch Elementary School	Ouachita Parish	Ouachita Parish	2023-2024	13.7%	14.2%	14.0%	Yes
Good Hope Middle School	Ouachita Parish	Ouachita Parish	2023-2024	13.7%	9.3%	9.4%	No
Highland Elementary School	Ouachita Parish	Ouachita Parish	2023-2024	13.7%	19.2%	20.1%	Yes
Jack Hayes Elementary School	Ouachita Parish	Ouachita Parish	2023-2024	13.7%	15.0%	14.9%	Yes
Kiroli Elementary School	Ouachita Parish	Ouachita Parish	2023-2024	13.7%	10.7%	11.7%	No
Lakeshore School	Ouachita Parish	Ouachita Parish	2023-2024	13.7%	14.5%	15.3%	Yes
Lenwil Elementary School	Ouachita Parish	Ouachita Parish	2023-2024	13.7%	16.5%	17.8%	Yes
Ouachita Junior High School	Ouachita Parish	Ouachita Parish	2023-2024	13.7%	12.1%	12.4%	No
Ouachita Parish High School	Ouachita Parish	Ouachita Parish	2023-2024	13.7%	12.0%	12.1%	No
Pinecrest Elementary/Middle School	Ouachita Parish	Ouachita Parish	2023-2024	13.7%	10.5%	15.3%	No
Richwood High School	Ouachita Parish	Ouachita Parish	2023-2024	13.7%	20.3%	19.7%	Yes
Richwood Junior High School	Ouachita Parish	Ouachita Parish	2023-2024	13.7%	19.3%	18.7%	Yes

Name	Parish	Enrollment Zone	Enrollment Zone Year	Enrollment Zone SWD%	Oct. 2024 SWD %	Feb. 2025 SWD %	Meets Enrollment Zone Avg.
Riser Elementary School	Ouachita Parish	Ouachita Parish	2023-2024	13.7%	8.9%	10.1%	No
Riser Middle School	Ouachita Parish	Ouachita Parish	2023-2024	13.7%	20.7%	22.2%	Yes
Riverbend Elementary School	Ouachita Parish	Ouachita Parish	2023-2024	13.7%	14.6%	15.4%	Yes
Robinson Elementary School	Ouachita Parish	Ouachita Parish	2023-2024	13.7%	16.1%	17.7%	Yes
Shady Grove Elementary School	Ouachita Parish	Ouachita Parish	2023-2024	13.7%	21.2%	23.2%	Yes
Sterlington Elementary School	Ouachita Parish	Ouachita Parish	2023-2024	13.7%	13.6%	13.9%	No
Sterlington High School	Ouachita Parish	Ouachita Parish	2023-2024	13.7%	8.4%	9.1%	No
Sterlington Middle School	Ouachita Parish	Ouachita Parish	2023-2024	13.7%	13.4%	14.1%	No
Swartz Lower Elementary School	Ouachita Parish	Ouachita Parish	2023-2024	13.7%	13.8%	13.9%	Yes
Swartz Upper Elementary School	Ouachita Parish	Ouachita Parish	2023-2024	13.7%	18.3%	17.0%	Yes
Swayze Elementary School	Ouachita Parish	Ouachita Parish	2023-2024	13.7%	15.9%	17.6%	Yes
West Monroe High School	Ouachita Parish	Ouachita Parish	2023-2024	13.7%	11.6%	11.8%	No
West Ouachita High School	Ouachita Parish	Ouachita Parish	2023-2024	13.7%	11.3%	12.2%	No
West Ridge Middle School	Ouachita Parish	Ouachita Parish	2023-2024	13.7%	11.1%	10.4%	No
Woodlawn Elementary School	Ouachita Parish	Ouachita Parish	2023-2024	13.7%	12.0%	11.2%	No
Woodlawn Middle School	Ouachita Parish	Ouachita Parish	2023-2024	13.7%	13.3%	13.1%	No
Belle Chasse Elementary School	Plaquemines Parish	Plaquemines Parish	2023-2024	15.0%	17.7%	16.7%	Yes
Belle Chasse High School	Plaquemines Parish	Plaquemines Parish	2023-2024	15.0%	14.6%	14.4%	No
Belle Chasse Middle School	Plaquemines Parish	Plaquemines Parish	2023-2024	15.0%	16.1%	16.7%	Yes
Belle Chasse Primary School	Plaquemines Parish	Plaquemines Parish	2023-2024	15.0%	16.3%	16.6%	Yes

Name	Parish	Enrollment Zone	Enrollment Zone Year	Enrollment Zone SWD%	Oct. 2024 SWD %	Feb. 2025 SWD %	Meets Enrollment Zone Avg.
Boothville-Venice Elementary School	Plaquemines Parish	Plaquemines Parish	2023-2024	15.0%	11.2%	11.5%	No
Phoenix High School	Plaquemines Parish	Plaquemines Parish	2023-2024	15.0%	18.4%	17.4%	Yes
South Plaquemines Elementary School	Plaquemines Parish	Plaquemines Parish	2023-2024	15.0%	11.6%	12.1%	No
South Plaquemines High School	Plaquemines Parish	Plaquemines Parish	2023-2024	15.0%	14.5%	15.5%	No
Livonia High School	Pointe Coupee Parish	Pointe Coupee Parish	2023-2024	18.4%	11.3%	11.4%	No
Rosenwald Elementary School	Pointe Coupee Parish	Pointe Coupee Parish	2023-2024	18.4%	13.8%	14.5%	No
Rougon Elementary School	Pointe Coupee Parish	Pointe Coupee Parish	2023-2024	18.4%	13.9%	13.0%	No
Upper Pointe Coupee Elementary School	Pointe Coupee Parish	Pointe Coupee Parish	2023-2024	18.4%	10.2%	10.1%	No
Valverde Elementary School	Pointe Coupee Parish	Pointe Coupee Parish	2023-2024	18.4%	17.9%	19.5%	No
Acadian Elementary	Rapides Parish	Rapides Parish	2023-2024	14.2%	12.8%	13.5%	No
Alexandria Middle Magnet School	Rapides Parish	Rapides Parish	2023-2024	14.2%	18.3%	18.2%	Yes
Alexandria Senior High School	Rapides Parish	Rapides Parish	2023-2024	14.2%	9.2%	9.1%	No
Alma Redwine Elementary	Rapides Parish	Rapides Parish	2023-2024	14.2%	21.8%	22.4%	Yes
Arthur F. Smith Middle Magnet School	Rapides Parish	Rapides Parish	2023-2024	14.2%	19.1%	18.1%	Yes
Ball Elementary School	Rapides Parish	Rapides Parish	2023-2024	14.2%	20.8%	22.0%	Yes
Bolton Academy	Rapides Parish	Rapides Parish	2023-2024	14.2%	<5%	<5%	No
Buckeye Elementary School	Rapides Parish	Rapides Parish	2023-2024	14.2%	14.8%	16.7%	Yes
Buckeye High School	Rapides Parish	Rapides Parish	2023-2024	14.2%	11.7%	10.9%	No
Caroline Dormon Junior High School	Rapides Parish	Rapides Parish	2023-2024	14.2%	11.0%	10.2%	No
Carter C. Raymond Junior High School	Rapides Parish	Rapides Parish	2023-2024	14.2%	15.0%	15%	Yes

Name	Parish	Enrollment Zone	Enrollment Zone Year	Enrollment Zone SWD%	Oct. 2024 SWD %	Feb. 2025 SWD %	Meets Enrollment Zone Avg.
Cherokee Elementary School	Rapides Parish	Rapides Parish	2023-2024	14.2%	12.4%	12.5%	No
D.F. Huddle Elementary	Rapides Parish	Rapides Parish	2023-2024	14.2%	14.3%	15.8%	Yes
Forest Hill Junior High School	Rapides Parish	Rapides Parish	2023-2024	14.2%	14.0%	14.7%	No
Glenmora High School	Rapides Parish	Rapides Parish	2023-2024	14.2%	14.4%	15.0%	Yes
Hayden R. Lawrence Upper Elementary School	Rapides Parish	Rapides Parish	2023-2024	14.2%	16.0%	15.6%	Yes
Horseshoe Drive Elementary School	Rapides Parish	Rapides Parish	2023-2024	14.2%	22.0%	22.0%	Yes
J.B. Nachman Elementary School	Rapides Parish	Rapides Parish	2023-2024	14.2%	12.1%	12.8%	No
J.I. Barron Sr. Elementary School	Rapides Parish	Rapides Parish	2023-2024	14.2%	15.5%	14.4%	Yes
Jackson Head Start	Rapides Parish	Rapides Parish	2023-2024	14.2%	<5%	<5%	No
L.S. Rugg Elementary School	Rapides Parish	Rapides Parish	2023-2024	14.2%	11.8%	12.3%	No
Lee Head Start	Rapides Parish	Rapides Parish	2023-2024	14.2%	<5%	<5%	No
Lessie Moore Elementary School	Rapides Parish	Rapides Parish	2023-2024	14.2%	12.6%	10.8%	No
Mabel Brasher Montessori	Rapides Parish	Rapides Parish	2023-2024	14.2%	13.2%	14.0%	No
Martin Park Elementary School	Rapides Parish	Rapides Parish	2023-2024	14.2%	13.4%	13.6%	No
Mary Goff Elementary School	Rapides Parish	Rapides Parish	2023-2024	14.2%	11.7%	12.4%	No
McKeithen Head Start	Rapides Parish	Rapides Parish	2023-2024	14.2%	<5%	<5%	No
Northwood High School	Rapides Parish	Rapides Parish	2023-2024	14.2%	14.2%	14.5%	Yes
Oak Hill High School	Rapides Parish	Rapides Parish	2023-2024	14.2%	13.5%	14.4%	No
Paradise Elementary School	Rapides Parish	Rapides Parish	2023-2024	14.2%	25.9%	28.1%	Yes
Peabody Magnet High School	Rapides Parish	Rapides Parish	2023-2024	14.2%	16.2%	16%	Yes

Name	Parish	Enrollment Zone	Enrollment Zone Year	Enrollment Zone SWD%	Oct. 2024 SWD %	Feb. 2025 SWD %	Meets Enrollment Zone Avg.
Peabody Montessori Elementary School	Rapides Parish	Rapides Parish	2023-2024	14.2%	8.8%	8.5%	No
Phoenix Magnet Elementary School	Rapides Parish	Rapides Parish	2023-2024	14.2%	<5%	<5%	No
Pineville Elementary School	Rapides Parish	Rapides Parish	2023-2024	14.2%	21.4%	21.4%	Yes
Pineville High School	Rapides Parish	Rapides Parish	2023-2024	14.2%	12.9%	12.4%	No
Pineville Junior High School	Rapides Parish	Rapides Parish	2023-2024	14.2%	11.0%	10.7%	No
Plainview High School	Rapides Parish	Rapides Parish	2023-2024	14.2%	19.5%	18.8%	Yes
Poland Junior High School	Rapides Parish	Rapides Parish	2023-2024	14.2%	15.1%	13.9%	Yes
Rapides High School	Rapides Parish	Rapides Parish	2023-2024	14.2%	19.8%	19.3%	Yes
Rapides Training Academy	Rapides Parish	Rapides Parish	2023-2024	14.2%	>95%	>95%	Yes
Rosenthal Montessori Elementary School	Rapides Parish	Rapides Parish	2023-2024	14.2%	10.2%	10.5%	No
Ruby-Wise Elementary School	Rapides Parish	Rapides Parish	2023-2024	14.2%	16.3%	17.2%	Yes
Scott M. Brame Middle School	Rapides Parish	Rapides Parish	2023-2024	14.2%	11.8%	12.7%	No
The Pines Head Start	Rapides Parish	Rapides Parish	2023-2024	14.2%	<5%	<5%	No
Tioga Elementary School	Rapides Parish	Rapides Parish	2023-2024	14.2%	17.3%	17.8%	Yes
Tioga High School	Rapides Parish	Rapides Parish	2023-2024	14.2%	13.9%	14.3%	No
Tioga Junior High School	Rapides Parish	Rapides Parish	2023-2024	14.2%	18.1%	17.7%	Yes
Red River Academic Academy	Red River Parish	Red River Parish	2023-2024	13.6%	<5%	<5%	No
Red River Elementary School	Red River Parish	Red River Parish	2023-2024	13.6%	13.4%	13.3%	No
Red River High School	Red River Parish	Red River Parish	2023-2024	13.6%	12.5%	12.6%	No
Red River Junior High School	Red River Parish	Red River Parish	2023-2024	13.6%	18.3%	18.3%	Yes

Name	Parish	Enrollment Zone	Enrollment Zone Year	Enrollment Zone SWD %	Oct. 2024 SWD %	Feb. 2025 SWD %	Meets Enrollment Zone Avg.
Ware Youth Center	Red River Parish	Red River Parish	2023-2024	13.6%	22.0%	20.8%	Yes
Delhi Elementary School	Richland Parish	Richland Parish	2023-2024	14.5%	14.8%	16.3%	Yes
Delhi High School	Richland Parish	Richland Parish	2023-2024	14.5%	18.0%	15.4%	Yes
Delhi Middle School	Richland Parish	Richland Parish	2023-2024	14.5%	7.7%	7.4%	No
Holly Ridge Elementary School	Richland Parish	Richland Parish	2023-2024	14.5%	19.7%	20.7%	Yes
Mangham Elementary School	Richland Parish	Richland Parish	2023-2024	14.5%	13.8%	14.4%	No
Mangham High School	Richland Parish	Richland Parish	2023-2024	14.5%	9.5%	9.6%	No
Mangham Junior High School	Richland Parish	Richland Parish	2023-2024	14.5%	13.0%	12.2%	No
Rayville Elementary School	Richland Parish	Richland Parish	2023-2024	14.5%	12.5%	12.6%	No
Rayville High School	Richland Parish	Richland Parish	2023-2024	14.5%	20.3%	19.4%	Yes
Rayville Junior High School	Richland Parish	Richland Parish	2023-2024	14.5%	21.4%	21.4%	Yes
Start Elementary School	Richland Parish	Richland Parish	2023-2024	14.5%	11.9%	11.2%	No
Converse High School	Sabine Parish	Sabine Parish	2023-2024	12.8%	12.3%	11.8%	No
Ebarb School	Sabine Parish	Sabine Parish	2023-2024	12.8%	9.4%	9.4%	No
Florien High School	Sabine Parish	Sabine Parish	2023-2024	12.8%	12.5%	12.6%	No
Many Elementary School	Sabine Parish	Sabine Parish	2023-2024	12.8%	13.4%	15.5%	Yes
Many High School	Sabine Parish	Sabine Parish	2023-2024	12.8%	11.6%	10.4%	No
Many Junior High School	Sabine Parish	Sabine Parish	2023-2024	12.8%	17.1%	17.2%	Yes
Negreet High School	Sabine Parish	Sabine Parish	2023-2024	12.8%	12.9%	14.1%	Yes
Pleasant Hill High School	Sabine Parish	Sabine Parish	2023-2024	12.8%	15.9%	16.2%	Yes

Name	Parish	Enrollment Zone	Enrollment Zone Year	Enrollment Zone SWD%	Oct. 2024 SWD %	Feb. 2025 SWD %	Meets Enrollment Zone Avg.
Zwolle Elementary School	Sabine Parish	Sabine Parish	2023-2024	12.8%	14.3%	14.2%	Yes
Zwolle High School	Sabine Parish	Sabine Parish	2023-2024	12.8%	14.4%	15.6%	Yes
Andrew Jackson Middle School	St. Bernard Parish	St. Bernard Parish	2023-2024	12.0%	11.4%	11.2%	No
Arabi Elementary School	St. Bernard Parish	St. Bernard Parish	2023-2024	12.0%	15.3%	15.6%	Yes
Arlene Meraux Elementary School	St. Bernard Parish	St. Bernard Parish	2023-2024	12.0%	11.2%	11.2%	No
C.F. Rowley Alternative School	St. Bernard Parish	St. Bernard Parish	2023-2024	12.0%	15.3%	19.8%	Yes
Chalmette Elementary School	St. Bernard Parish	St. Bernard Parish	2023-2024	12.0%	11.2%	10.9%	No
Chalmette High School	St. Bernard Parish	St. Bernard Parish	2023-2024	12.0%	9.4%	10.1%	No
J.F. Gauthier School	St. Bernard Parish	St. Bernard Parish	2023-2024	12.0%	14.4%	14.2%	Yes
Joseph J. Davies Elementary School	St. Bernard Parish	St. Bernard Parish	2023-2024	12.0%	14.8%	14.7%	Yes
Lacoste Elementary School	St. Bernard Parish	St. Bernard Parish	2023-2024	12.0%	9.7%	9.4%	No
N.P. Trist Middle School	St. Bernard Parish	St. Bernard Parish	2023-2024	12.0%	11.9%	11.5%	No
St. Bernard Middle School	St. Bernard Parish	St. Bernard Parish	2023-2024	12.0%	11.0%	11.1%	No
W. Smith Jr. Elementary School	St. Bernard Parish	St. Bernard Parish	2023-2024	12.0%	24.9%	25.3%	Yes
Albert Cammon Middle School	St. Charles Parish	St. Charles Parish	2023-2024	12.9%	11.0%	10.2%	No
Allemands Elementary School	St. Charles Parish	St. Charles Parish	2023-2024	12.9%	20.2%	21.6%	Yes
Destrehan High School	St. Charles Parish	St. Charles Parish	2023-2024	12.9%	9.8%	9.7%	No
East Bank Head Start	St. Charles Parish	St. Charles Parish	2023-2024	12.9%	<5%	<5%	No
Ethel Schoeffner Elementary School	St. Charles Parish	St. Charles Parish	2023-2024	12.9%	15.2%	14.7%	Yes
George Washington Carver Early Learning Center	St. Charles Parish	St. Charles Parish	2023-2024	12.9%	13.8%	15.4%	Yes

Name	Parish	Enrollment Zone	Enrollment Zone Year	Enrollment Zone SWD %	Oct. 2024 SWD %	Feb. 2025 SWD %	Meets Enrollment Zone Avg.
Hahnville High School	St. Charles Parish	St. Charles Parish	2023-2024	12.9%	10.7%	10.6%	No
Harry M. Hurst Middle School	St. Charles Parish	St. Charles Parish	2023-2024	12.9%	11.7%	11.3%	No
J.B. Martin Middle School	St. Charles Parish	St. Charles Parish	2023-2024	12.9%	10.1%	9.9%	No
Lakewood Elementary School	St. Charles Parish	St. Charles Parish	2023-2024	12.9%	12.0%	12.0%	No
Luling Elementary School	St. Charles Parish	St. Charles Parish	2023-2024	12.9%	22.8%	23.8%	Yes
Mimosa Park Elementary School	St. Charles Parish	St. Charles Parish	2023-2024	12.9%	21.2%	22.7%	Yes
New Sarpy Elementary School	St. Charles Parish	St. Charles Parish	2023-2024	12.9%	20.7%	22.6%	Yes
Norco Elementary School	St. Charles Parish	St. Charles Parish	2023-2024	12.9%	20.4%	20.6%	Yes
R.J. Vial Elementary School	St. Charles Parish	St. Charles Parish	2023-2024	12.9%	16.2%	15.9%	Yes
R.K. Smith Middle School	St. Charles Parish	St. Charles Parish	2023-2024	12.9%	13.5%	14.5%	Yes
St. Rose Elementary School	St. Charles Parish	St. Charles Parish	2023-2024	12.9%	15.8%	16.0%	Yes
St. Helena Arts and Technology Academy	St. Helena Parish	St. Helena Parish	2023-2024	17.0%	22.8%	23.7%	Yes
St. Helena College and Career Academy	St. Helena Parish	St. Helena Parish	2023-2024	17.0%	22.1%	22.6%	Yes
St. Helena Early Learning Center	St. Helena Parish	St. Helena Parish	2023-2024	17.0%	9.7%	11.8%	No
Gramercy Elementary School	St. James Parish	St. James Parish	2023-2024	16.7%	17.9%	18.2%	Yes
Lutcher High School	St. James Parish	St. James Parish	2023-2024	16.7%	9.3%	9.4%	No
Paulina Elementary School	St. James Parish	St. James Parish	2023-2024	16.7%	22.8%	23.8%	Yes
Sixth Ward Elementary School	St. James Parish	St. James Parish	2023-2024	16.7%	23.5%	23.2%	Yes
St. James High School	St. James Parish	St. James Parish	2023-2024	16.7%	13.8%	13.6%	No
Vacherie Elementary School	St. James Parish	St. James Parish	2023-2024	16.7%	25.8%	26.1%	Yes

Name	Parish	Enrollment Zone	Enrollment Zone Year	Enrollment Zone SWD%	Oct. 2024 SWD %	Feb. 2025 SWD %	Meets Enrollment Zone Avg.
East St. John High School	St. John the Baptist Parish	St. John the Baptist Parish	2023-2024	14.6%	10.1%	10.4%	No
East St. John Preparatory Academy	St. John the Baptist Parish	St. John the Baptist Parish	2023-2024	14.6%	17.3%	18.0%	Yes
Emily C. Watkins Elementary	St. John the Baptist Parish	St. John the Baptist Parish	2023-2024	14.6%	16.8%	16.7%	Yes
Fifth Ward Elementary School	St. John the Baptist Parish	St. John the Baptist Parish	2023-2024	14.6%	18.9%	20.1%	Yes
Garyville/Mt. Airy Math & Science Magnet Schl.	St. John the Baptist Parish	St. John the Baptist Parish	2023-2024	14.6%	16.5%	16.8%	Yes
John L. Ory Communications Magnet Elementary	St. John the Baptist Parish	St. John the Baptist Parish	2023-2024	14.6%	11.9%	11.1%	No
Lake Pontchartrain Elementary School	St. John the Baptist Parish	St. John the Baptist Parish	2023-2024	14.6%	13.1%	12.3%	No
LaPlace Elementary School	St. John the Baptist Parish	St. John the Baptist Parish	2023-2024	14.6%	16.3%	17.3%	Yes
West St. John Elementary School (K-7)	St. John the Baptist Parish	St. John the Baptist Parish	2023-2024	14.6%	21.1%	20.4%	Yes
West St. John High School	St. John the Baptist Parish	St. John the Baptist Parish	2023-2024	14.6%	9.8%	9.8%	No
Arnaudville Middle School	St. Landry Parish	St. Landry Parish	2023-2024	14.4%	15.5%	16.4%	Yes
Beau Chene High School	St. Landry Parish	St. Landry Parish	2023-2024	14.4%	10.5%	10.8%	No
Cankton Elementary School	St. Landry Parish	St. Landry Parish	2023-2024	14.4%	10.5%	9.9%	No
Central Middle School	St. Landry Parish	St. Landry Parish	2023-2024	14.4%	17.5%	17.1%	Yes
Creswell Middle School	St. Landry Parish	St. Landry Parish	2023-2024	14.4%	21.0%	19.7%	Yes
East Elementary School	St. Landry Parish	St. Landry Parish	2023-2024	14.4%	14.2%	12.8%	No
Eunice Elementary School	St. Landry Parish	St. Landry Parish	2023-2024	14.4%	6.9%	7.5%	No
Eunice High School	St. Landry Parish	St. Landry Parish	2023-2024	14.4%	12.1%	11.0%	No
Eunice Junior High School	St. Landry Parish	St. Landry Parish	2023-2024	14.4%	17.8%	16.5%	Yes
Glendale Elementary School	St. Landry Parish	St. Landry Parish	2023-2024	14.4%	11.6%	11.2%	No

Name	Parish	Enrollment Zone	Enrollment Zone Year	Enrollment Zone SWD%	Oct. 2024 SWD %	Feb. 2025 SWD %	Meets Enrollment Zone Avg.
Grand Coteau Elementary School	St. Landry Parish	St. Landry Parish	2023-2024	14.4%	11.2%	11.7%	No
Grand Prairie Elementary School	St. Landry Parish	St. Landry Parish	2023-2024	14.4%	7.5%	6.8%	No
Grolee Elementary School	St. Landry Parish	St. Landry Parish	2023-2024	14.4%	13.0%	12.6%	No
Highland Early Learning Center	St. Landry Parish	St. Landry Parish	2023-2024	14.4%	6.3%	6.3%	No
Krotz Springs Elementary School	St. Landry Parish	St. Landry Parish	2023-2024	14.4%	9.9%	9.9%	No
Lawtell Elementary School	St. Landry Parish	St. Landry Parish	2023-2024	14.4%	9.8%	9.1%	No
Leonville Elementary School	St. Landry Parish	St. Landry Parish	2023-2024	14.4%	10.6%	11.2%	No
Magnet Academy for Cultural Arts	St. Landry Parish	St. Landry Parish	2023-2024	14.4%	6.9%	7.2%	No
North Central High School	St. Landry Parish	St. Landry Parish	2023-2024	14.4%	18.1%	19.0%	Yes
Northeast Elementary School	St. Landry Parish	St. Landry Parish	2023-2024	14.4%	7.6%	7.7%	No
Northwest High School	St. Landry Parish	St. Landry Parish	2023-2024	14.4%	17.6%	17.4%	Yes
Opelousas Junior High School	St. Landry Parish	St. Landry Parish	2023-2024	14.4%	20.0%	20.6%	Yes
Opelousas Middle School	St. Landry Parish	St. Landry Parish	2023-2024	14.4%	19.7%	20.3%	Yes
Opelousas Senior High School	St. Landry Parish	St. Landry Parish	2023-2024	14.4%	18.2%	18.0%	Yes
Palmetto Elementary School	St. Landry Parish	St. Landry Parish	2023-2024	14.4%	14.9%	15.5%	Yes
Park Vista Elementary School	St. Landry Parish	St. Landry Parish	2023-2024	14.4%	12.2%	12.0%	No
Plaisance Middle School	St. Landry Parish	St. Landry Parish	2023-2024	14.4%	18.8%	17.3%	Yes
Port Barre Elementary School	St. Landry Parish	St. Landry Parish	2023-2024	14.4%	12.5%	12.4%	No
Port Barre High School	St. Landry Parish	St. Landry Parish	2023-2024	14.4%	13.4%	13.6%	No
Port Barre Middle School	St. Landry Parish	St. Landry Parish	2023-2024	14.4%	13.6%	14.6%	No

Name	Parish	Enrollment Zone	Enrollment Zone Year	Enrollment Zone SWD%	Oct. 2024 SWD %	Feb. 2025 SWD %	Meets Enrollment Zone Avg.
Sunset Middle School	St. Landry Parish	St. Landry Parish	2023-2024	14.4%	12.9%	12.0%	No
Washington Elementary School	St. Landry Parish	St. Landry Parish	2023-2024	14.4%	9.6%	10.7%	No
Breaux Bridge Elementary School	St. Martin Parish	St. Martin Parish	2023-2024	12.1%	12.7%	13.5%	Yes
Breaux Bridge High School	St. Martin Parish	St. Martin Parish	2023-2024	12.1%	9.7%	9.5%	No
Breaux Bridge Junior High School	St. Martin Parish	St. Martin Parish	2023-2024	12.1%	10.5%	11.2%	No
Breaux Bridge Primary School	St. Martin Parish	St. Martin Parish	2023-2024	12.1%	13.6%	14.5%	Yes
Cecilia High School	St. Martin Parish	St. Martin Parish	2023-2024	12.1%	8.7%	8.6%	No
Cecilia Junior High School	St. Martin Parish	St. Martin Parish	2023-2024	12.1%	12.2%	11.9%	Yes
Cecilia Primary School	St. Martin Parish	St. Martin Parish	2023-2024	12.1%	13.6%	15.0%	Yes
Parks Middle School	St. Martin Parish	St. Martin Parish	2023-2024	12.1%	8.6%	8.0%	No
Parks Primary School	St. Martin Parish	St. Martin Parish	2023-2024	12.1%	20.8%	21.5%	Yes
St. Martin Early STEAM Academy	St. Martin Parish	St. Martin Parish	2023-2024	12.1%	16.5%	16.0%	Yes
St. Martin STEAM Academy	St. Martin Parish	St. Martin Parish	2023-2024	12.1%	14.6%	15.3%	Yes
St. Martinville Junior High School	St. Martin Parish	St. Martin Parish	2023-2024	12.1%	13.0%	12.6%	Yes
St. Martinville Senior High School	St. Martin Parish	St. Martin Parish	2023-2024	12.1%	11.9%	11.0%	No
Stephensville Elementary School	St. Martin Parish	St. Martin Parish	2023-2024	12.1%	10.9%	11.5%	No
Teche Elementary School	St. Martin Parish	St. Martin Parish	2023-2024	12.1%	12.1%	11.7%	Yes
B. Edward Boudreaux Middle School	St. Mary Parish	St. Mary Parish	2023-2024	17.6%	28.0%	27.5%	Yes
Bayou Vista Elementary School	St. Mary Parish	St. Mary Parish	2023-2024	17.6%	22.9%	22.3%	Yes
Berwick Elementary School	St. Mary Parish	St. Mary Parish	2023-2024	17.6%	19.2%	19.8%	Yes

Name	Parish	Enrollment Zone	Enrollment Zone Year	Enrollment Zone SWD%	Oct. 2024 SWD %	Feb. 2025 SWD %	Meets Enrollment Zone Avg.
Berwick High School	St. Mary Parish	St. Mary Parish	2023-2024	17.6%	11.3%	11.3%	No
Berwick Junior High School	St. Mary Parish	St. Mary Parish	2023-2024	17.6%	12.6%	11.8%	No
Centerville High School	St. Mary Parish	St. Mary Parish	2023-2024	17.6%	17.6%	17.1%	Yes
Franklin Junior High School	St. Mary Parish	St. Mary Parish	2023-2024	17.6%	24.0%	24.3%	Yes
Franklin Senior High School	St. Mary Parish	St. Mary Parish	2023-2024	17.6%	16.4%	16.2%	No
Hattie A. Watts Elementary School	St. Mary Parish	St. Mary Parish	2023-2024	17.6%	16.6%	16.1%	No
J.S. Aucoin Elementary School	St. Mary Parish	St. Mary Parish	2023-2024	17.6%	13.6%	14.9%	No
Julia B. Maitland School	St. Mary Parish	St. Mary Parish	2023-2024	17.6%	15.1%	15.6%	No
LaGrange Elementary School	St. Mary Parish	St. Mary Parish	2023-2024	17.6%	27.4%	27.9%	Yes
M.E. Norman Elementary School	St. Mary Parish	St. Mary Parish	2023-2024	17.6%	15.0%	13.9%	No
Morgan City High School	St. Mary Parish	St. Mary Parish	2023-2024	17.6%	12.5%	12.8%	No
Morgan City Junior High School	St. Mary Parish	St. Mary Parish	2023-2024	17.6%	16.0%	15.8%	No
Patterson High School	St. Mary Parish	St. Mary Parish	2023-2024	17.6%	15.1%	15.6%	No
Patterson Junior High School	St. Mary Parish	St. Mary Parish	2023-2024	17.6%	18.4%	18.1%	Yes
Raintree Elementary School	St. Mary Parish	St. Mary Parish	2023-2024	17.6%	29.4%	34.1%	Yes
W.P. Foster Elementary School	St. Mary Parish	St. Mary Parish	2023-2024	17.6%	23.6%	23.5%	Yes
West St. Mary High School	St. Mary Parish	St. Mary Parish	2023-2024	17.6%	18.2%	18.8%	Yes
Wyandotte Elementary School	St. Mary Parish	St. Mary Parish	2023-2024	17.6%	11.9%	12.5%	No
Abita Springs Elementary School	St. Tammany Parish	St. Tammany Parish	2023-2024	17.7%	21.0%	20.8%	Yes
Abita Springs Middle School	St. Tammany Parish	St. Tammany Parish	2023-2024	17.7%	19.1%	18.4%	Yes

Name	Parish	Enrollment Zone	Enrollment Zone Year	Enrollment Zone SWD%	Oct. 2024 SWD %	Feb. 2025 SWD %	Meets Enrollment Zone Avg.
Abney Elementary Early Childhood Center	St. Tammany Parish	St. Tammany Parish	2023-2024	17.7%	18.2%	19.7%	Yes
Alton Elementary School	St. Tammany Parish	St. Tammany Parish	2023-2024	17.7%	15.2%	13.7%	No
Bayou Lacombe Middle	St. Tammany Parish	St. Tammany Parish	2023-2024	17.7%	17.2%	18.0%	No
Bayou Woods Elementary School	St. Tammany Parish	St. Tammany Parish	2023-2024	17.7%	22.5%	24.0%	Yes
Bonne Ecole Elementary School	St. Tammany Parish	St. Tammany Parish	2023-2024	17.7%	19.5%	20.2%	Yes
Boyet Junior High School	St. Tammany Parish	St. Tammany Parish	2023-2024	17.7%	12.1%	12.0%	No
Carolyn Park Middle	St. Tammany Parish	St. Tammany Parish	2023-2024	17.7%	24.4%	24.7%	Yes
Chahta-Ima Elementary School	St. Tammany Parish	St. Tammany Parish	2023-2024	17.7%	22.9%	25.6%	Yes
Clearwood Junior High School	St. Tammany Parish	St. Tammany Parish	2023-2024	17.7%	19.7%	19.2%	Yes
Covington Elementary School	St. Tammany Parish	St. Tammany Parish	2023-2024	17.7%	20.5%	20.5%	Yes
Covington High School	St. Tammany Parish	St. Tammany Parish	2023-2024	17.7%	15.5%	15.2%	No
Creekside Junior High	St. Tammany Parish	St. Tammany Parish	2023-2024	17.7%	21.0%	21.1%	Yes
Cypress Cove Elementary School	St. Tammany Parish	St. Tammany Parish	2023-2024	17.7%	14.6%	15.9%	No
E. E. Lyon Elementary School	St. Tammany Parish	St. Tammany Parish	2023-2024	17.7%	16.9%	17.9%	No
Fifth Ward Junior High School	St. Tammany Parish	St. Tammany Parish	2023-2024	17.7%	18.2%	18.8%	Yes
Florida Avenue Elementary School	St. Tammany Parish	St. Tammany Parish	2023-2024	17.7%	21.8%	22.0%	Yes
Folsom Elementary School	St. Tammany Parish	St. Tammany Parish	2023-2024	17.7%	16.6%	17.2%	No
Folsom Junior High School	St. Tammany Parish	St. Tammany Parish	2023-2024	17.7%	22.4%	22.9%	Yes
Fontainebleau High School	St. Tammany Parish	St. Tammany Parish	2023-2024	17.7%	12.0%	11.7%	No
Fontainebleau Junior High School	St. Tammany Parish	St. Tammany Parish	2023-2024	17.7%	14.0%	13.3%	No

Name	Parish	Enrollment Zone	Enrollment Zone Year	Enrollment Zone SWD%	Oct. 2024 SWD %	Feb. 2025 SWD %	Meets Enrollment Zone Avg.
Gayle Sloan Middle School	St. Tammany Parish	St. Tammany Parish	2023-2024	17.7%	17.9%	16.4%	Yes
Glynn H. Brock Elementary School	St. Tammany Parish	St. Tammany Parish	2023-2024	17.7%	15.7%	15.8%	No
Henry Mayfield Elementary School	St. Tammany Parish	St. Tammany Parish	2023-2024	17.7%	20.3%	21.0%	Yes
Honey Island Elementary School	St. Tammany Parish	St. Tammany Parish	2023-2024	17.7%	18.3%	18.3%	Yes
Joseph B. Lancaster Elementary School	St. Tammany Parish	St. Tammany Parish	2023-2024	17.7%	16.6%	16.0%	No
L.P. Monteleone Junior High School	St. Tammany Parish	St. Tammany Parish	2023-2024	17.7%	16.9%	17.2%	No
Lake Harbor Middle School	St. Tammany Parish	St. Tammany Parish	2023-2024	17.7%	19.8%	18.2%	Yes
Lakeshore High School	St. Tammany Parish	St. Tammany Parish	2023-2024	17.7%	14.5%	15.0%	No
Lee Road Junior High School	St. Tammany Parish	St. Tammany Parish	2023-2024	17.7%	19.6%	19.8%	Yes
Little Oak Middle School	St. Tammany Parish	St. Tammany Parish	2023-2024	17.7%	17.1%	17.5%	No
Little Pearl Elementary School	St. Tammany Parish	St. Tammany Parish	2023-2024	17.7%	16.5%	20.7%	No
Madisonville Elementary School	St. Tammany Parish	St. Tammany Parish	2023-2024	17.7%	16.7%	18.1%	No
Madisonville Junior High School	St. Tammany Parish	St. Tammany Parish	2023-2024	17.7%	11.9%	11.5%	No
Magnolia Trace Elementary School	St. Tammany Parish	St. Tammany Parish	2023-2024	17.7%	21.4%	21.5%	Yes
Mandeville Elementary School	St. Tammany Parish	St. Tammany Parish	2023-2024	17.7%	17.1%	17.7%	No
Mandeville High School	St. Tammany Parish	St. Tammany Parish	2023-2024	17.7%	11.7%	11.3%	No
Mandeville Junior High School	St. Tammany Parish	St. Tammany Parish	2023-2024	17.7%	15.5%	14.9%	No
Marigny Elementary School	St. Tammany Parish	St. Tammany Parish	2023-2024	17.7%	17.3%	17.8%	No
Northshore High School	St. Tammany Parish	St. Tammany Parish	2023-2024	17.7%	12.1%	12.0%	No
Pearl River High School	St. Tammany Parish	St. Tammany Parish	2023-2024	17.7%	17.8%	17.9%	Yes

Name	Parish	Enrollment Zone	Enrollment Zone Year	Enrollment Zone SWD%	Oct. 2024 SWD %	Feb. 2025 SWD %	Meets Enrollment Zone Avg.
Pine View Middle School	St. Tammany Parish	St. Tammany Parish	2023-2024	17.7%	19.5%	17.5%	Yes
Pontchartrain Elementary School	St. Tammany Parish	St. Tammany Parish	2023-2024	17.7%	21.4%	20.8%	Yes
Riverside Elementary School	St. Tammany Parish	St. Tammany Parish	2023-2024	17.7%	17.9%	17.9%	Yes
Salmen High School	St. Tammany Parish	St. Tammany Parish	2023-2024	17.7%	14.2%	14.6%	No
Sixth Ward Elementary School	St. Tammany Parish	St. Tammany Parish	2023-2024	17.7%	28.4%	26.3%	Yes
Slidell High School	St. Tammany Parish	St. Tammany Parish	2023-2024	17.7%	17.4%	16.8%	No
Slidell Junior High School	St. Tammany Parish	St. Tammany Parish	2023-2024	17.7%	18.5%	18.3%	Yes
St. Tammany Junior High School	St. Tammany Parish	St. Tammany Parish	2023-2024	17.7%	18.0%	17.8%	Yes
Tchefuncte Middle School	St. Tammany Parish	St. Tammany Parish	2023-2024	17.7%	19.5%	18.8%	Yes
W.L. Abney Elementary	St. Tammany Parish	St. Tammany Parish	2023-2024	17.7%	17.5%	17.5%	No
Whispering Forest Elementary School	St. Tammany Parish	St. Tammany Parish	2023-2024	17.7%	17.9%	18.2%	Yes
William Pitcher Junior High School	St. Tammany Parish	St. Tammany Parish	2023-2024	17.7%	17.3%	16.7%	No
Woodlake Elementary School	St. Tammany Parish	St. Tammany Parish	2023-2024	17.7%	20.5%	21.9%	Yes
Amite Elementary Magnet School	Tangipahoa Parish	Tangipahoa Parish	2023-2024	14.1%	13.7%	14.2%	No
Amite High Magnet	Tangipahoa Parish	Tangipahoa Parish	2023-2024	14.1%	17.9%	17.6%	Yes
Amite Westside Middle Magnet	Tangipahoa Parish	Tangipahoa Parish	2023-2024	14.1%	10.4%	10.9%	No
Champ Cooper Elementary School	Tangipahoa Parish	Tangipahoa Parish	2023-2024	14.1%	13.5%	14.0%	No
Chesbrough Elementary School	Tangipahoa Parish	Tangipahoa Parish	2023-2024	14.1%	12.7%	13.6%	No
D.C. Reeves Elementary School	Tangipahoa Parish	Tangipahoa Parish	2023-2024	14.1%	15.1%	14.1%	Yes
Greenville Park Leadership Academy	Tangipahoa Parish	Tangipahoa Parish	2023-2024	14.1%	22.7%	21.4%	Yes

Name	Parish	Enrollment Zone	Enrollment Zone Year	Enrollment Zone SWD%	Oct. 2024 SWD %	Feb. 2025 SWD %	Meets Enrollment Zone Avg.
Hammond Eastside Magnet	Tangipahoa Parish	Tangipahoa Parish	2023-2024	14.1%	15.5%	16.0%	Yes
Hammond High Magnet School	Tangipahoa Parish	Tangipahoa Parish	2023-2024	14.1%	12.5%	12.6%	No
Hammond Westside Montessori	Tangipahoa Parish	Tangipahoa Parish	2023-2024	14.1%	14.9%	15.8%	Yes
Independence High Magnet	Tangipahoa Parish	Tangipahoa Parish	2023-2024	14.1%	15.7%	15.4%	Yes
Independence Leadership Academy	Tangipahoa Parish	Tangipahoa Parish	2023-2024	14.1%	16.3%	16.4%	Yes
Jewel M. Sumner High School	Tangipahoa Parish	Tangipahoa Parish	2023-2024	14.1%	11.5%	12.2%	No
Jewel M. Sumner Middle School	Tangipahoa Parish	Tangipahoa Parish	2023-2024	14.1%	18.0%	17.7%	Yes
Kentwood High Magnet School	Tangipahoa Parish	Tangipahoa Parish	2023-2024	14.1%	18.7%	18.3%	Yes
Loranger Elementary School	Tangipahoa Parish	Tangipahoa Parish	2023-2024	14.1%	12.2%	12.1%	No
Loranger High School	Tangipahoa Parish	Tangipahoa Parish	2023-2024	14.1%	10.3%	9.8%	No
Loranger Middle School	Tangipahoa Parish	Tangipahoa Parish	2023-2024	14.1%	13.2%	13.2%	No
Lucille Nesom Memorial	Tangipahoa Parish	Tangipahoa Parish	2023-2024	14.1%	11.1%	10.5%	No
Martha Vinyard Elementary School	Tangipahoa Parish	Tangipahoa Parish	2023-2024	14.1%	12.2%	12.9%	No
Midway Elementary School	Tangipahoa Parish	Tangipahoa Parish	2023-2024	14.1%	10.3%	11.1%	No
Natalbany Middle	Tangipahoa Parish	Tangipahoa Parish	2023-2024	14.1%	16.2%	16.4%	Yes
O.W. Dillon Leadership Academy	Tangipahoa Parish	Tangipahoa Parish	2023-2024	14.1%	19.4%	19.3%	Yes
Perrin Early Learning Center	Tangipahoa Parish	Tangipahoa Parish	2023-2024	14.1%	16.1%	15.8%	Yes
Ponchatoula High School	Tangipahoa Parish	Tangipahoa Parish	2023-2024	14.1%	11.5%	11.4%	No
Ponchatoula Junior High School	Tangipahoa Parish	Tangipahoa Parish	2023-2024	14.1%	9.3%	10.4%	No
Roseland Montessori	Tangipahoa Parish	Tangipahoa Parish	2023-2024	14.1%	15.1%	14.0%	Yes

Name	Parish	Enrollment Zone	Enrollment Zone Year	Enrollment Zone SWD%	Oct. 2024 SWD %	Feb. 2025 SWD %	Meets Enrollment Zone Avg.
Southeastern LA University Lab School	Tangipahoa Parish	Tangipahoa Parish	2023-2024	14.1%	8.9%	7.5%	No
Spring Creek Elementary School	Tangipahoa Parish	Tangipahoa Parish	2023-2024	14.1%	14.9%	14.9%	Yes
Tucker Memorial Elementary School	Tangipahoa Parish	Tangipahoa Parish	2023-2024	14.1%	14.7%	14.4%	Yes
Woodland Park Magnet	Tangipahoa Parish	Tangipahoa Parish	2023-2024	14.1%	14.1%	14.0%	Yes
Tensas Elementary School	Tensas Parish	Tensas Parish	2023-2024	24.7%	28.2%	32.0%	Yes
Tensas High School	Tensas Parish	Tensas Parish	2023-2024	24.7%	13.5%	17.7%	No
Acadian Elementary School	Terrebonne Parish	Terrebonne Parish	2023-2024	12.0%	13.7%	15.4%	Yes
Bourg Elementary School	Terrebonne Parish	Terrebonne Parish	2023-2024	12.0%	13.7%	14.2%	Yes
Broadmoor Elementary School	Terrebonne Parish	Terrebonne Parish	2023-2024	12.0%	15.7%	16.7%	Yes
Caldwell Middle School	Terrebonne Parish	Terrebonne Parish	2023-2024	12.0%	13.5%	14.8%	Yes
Coteau-Bayou Blue Elementary School	Terrebonne Parish	Terrebonne Parish	2023-2024	12.0%	13.3%	14.4%	Yes
Dularge Elementary School	Terrebonne Parish	Terrebonne Parish	2023-2024	12.0%	15.5%	18.7%	Yes
Ecole Pointe-au-Chien	Terrebonne Parish	Terrebonne Parish	2023-2024	12.0%	<5%	<5%	No
Ellender Memorial High School	Terrebonne Parish	Terrebonne Parish	2023-2024	12.0%	11.7%	11.8%	No
Evergreen Junior High School	Terrebonne Parish	Terrebonne Parish	2023-2024	12.0%	9.5%	10.0%	No
Grand Caillou Elementary School	Terrebonne Parish	Terrebonne Parish	2023-2024	12.0%	12.4%	14.1%	Yes
Grand Caillou Middle School	Terrebonne Parish	Terrebonne Parish	2023-2024	12.0%	11.2%	10.6%	No
H. L. Bourgeois High School	Terrebonne Parish	Terrebonne Parish	2023-2024	12.0%	9.9%	9.4%	No
Houma Junior High School	Terrebonne Parish	Terrebonne Parish	2023-2024	12.0%	8.2%	8.5%	No
Lacache Middle School	Terrebonne Parish	Terrebonne Parish	2023-2024	12.0%	13.8%	14.0%	Yes

Name	Parish	Enrollment Zone	Enrollment Zone Year	Enrollment Zone SWD%	Oct. 2024 SWD %	Feb. 2025 SWD %	Meets Enrollment Zone Avg.
Legion Park Elementary School	Terrebonne Parish	Terrebonne Parish	2023-2024	12.0%	14.2%	15.3%	Yes
Lisa Park Elementary School	Terrebonne Parish	Terrebonne Parish	2023-2024	12.0%	14.2%	14.1%	Yes
Montegut Elementary School	Terrebonne Parish	Terrebonne Parish	2023-2024	12.0%	16.1%	16.2%	Yes
Montegut Middle School	Terrebonne Parish	Terrebonne Parish	2023-2024	12.0%	11.8%	11.3%	No
Mulberry Elementary School	Terrebonne Parish	Terrebonne Parish	2023-2024	12.0%	13.5%	13.6%	Yes
Oaklawn Middle School	Terrebonne Parish	Terrebonne Parish	2023-2024	12.0%	11.6%	11.3%	No
Oakshire Elementary School	Terrebonne Parish	Terrebonne Parish	2023-2024	12.0%	12.9%	14.6%	Yes
School for Exceptional Children	Terrebonne Parish	Terrebonne Parish	2023-2024	12.0%	>95%	>95%	Yes
Schriever Elementary School	Terrebonne Parish	Terrebonne Parish	2023-2024	12.0%	15.8%	17.7%	Yes
South Terrebonne High School	Terrebonne Parish	Terrebonne Parish	2023-2024	12.0%	9.7%	10.1%	No
Southdown Elementary School	Terrebonne Parish	Terrebonne Parish	2023-2024	12.0%	15.4%	18.0%	Yes
Terrebonne High School	Terrebonne Parish	Terrebonne Parish	2023-2024	12.0%	6.3%	6.6%	No
Upper Little Caillou Elementary School	Terrebonne Parish	Terrebonne Parish	2023-2024	12.0%	15.8%	15.3%	Yes
Village East Elementary School	Terrebonne Parish	Terrebonne Parish	2023-2024	12.0%	10.2%	11.9%	No
Union Parish Elementary School	Union Parish	Union Parish	2023-2024	13.2%	10.4%	10.4%	No
Union Parish High School	Union Parish	Union Parish	2023-2024	13.2%	14.0%	13.7%	Yes
Abbeville High School	Vermilion Parish	Vermilion Parish	2023-2024	13.3%	16.0%	15.6%	Yes
Cecil Picard Elementary School at Maurice	Vermilion Parish	Vermilion Parish	2023-2024	13.3%	13.8%	13.4%	Yes
Dozier Elementary School	Vermilion Parish	Vermilion Parish	2023-2024	13.3%	11.0%	10.6%	No
Eaton Park Elementary School	Vermilion Parish	Vermilion Parish	2023-2024	13.3%	14.5%	15.4%	Yes

Name	Parish	Enrollment Zone	Enrollment Zone Year	Enrollment Zone SWD%	Oct. 2024 SWD %	Feb. 2025 SWD %	Meets Enrollment Zone Avg.
Erath High School	Vermilion Parish	Vermilion Parish	2023-2024	13.3%	8.6%	8.7%	No
Erath Middle School	Vermilion Parish	Vermilion Parish	2023-2024	13.3%	10.9%	11.0%	No
Forked Island/E. Broussard Elem School	Vermilion Parish	Vermilion Parish	2023-2024	13.3%	17.7%	18.8%	Yes
Gueydan High School	Vermilion Parish	Vermilion Parish	2023-2024	13.3%	16.6%	15.8%	Yes
Indian Bayou Elementary School	Vermilion Parish	Vermilion Parish	2023-2024	13.3%	15.5%	15.3%	Yes
J.H. Williams Middle School	Vermilion Parish	Vermilion Parish	2023-2024	13.3%	14.7%	14.1%	Yes
James A. Herod Elementary School	Vermilion Parish	Vermilion Parish	2023-2024	13.3%	20.4%	20.2%	Yes
Jesse Owens Elementary School	Vermilion Parish	Vermilion Parish	2023-2024	13.3%	19.1%	20.3%	Yes
Kaplan Elementary School	Vermilion Parish	Vermilion Parish	2023-2024	13.3%	17.0%	16.3%	Yes
Kaplan High School	Vermilion Parish	Vermilion Parish	2023-2024	13.3%	10.2%	10.3%	No
Leblanc Elementary School	Vermilion Parish	Vermilion Parish	2023-2024	13.3%	13.0%	12.4%	No
Meaux Elementary School	Vermilion Parish	Vermilion Parish	2023-2024	13.3%	11.5%	11.7%	No
North Vermilion High School	Vermilion Parish	Vermilion Parish	2023-2024	13.3%	7.8%	8.0%	No
North Vermilion Middle School	Vermilion Parish	Vermilion Parish	2023-2024	13.3%	11.6%	11.3%	No
Rene A. Rost Middle School	Vermilion Parish	Vermilion Parish	2023-2024	13.3%	13.9%	13.5%	Yes
Seventh Ward Elementary School	Vermilion Parish	Vermilion Parish	2023-2024	13.3%	12.1%	13.3%	No
Anacoco Elementary School	Vernon Parish	Vernon Parish	2023-2024	13.2%	17.0%	15.4%	Yes
Anacoco High School	Vernon Parish	Vernon Parish	2023-2024	13.2%	10.9%	11.3%	No
East Leesville Early Childhood Center	Vernon Parish	Vernon Parish	2023-2024	13.2%	<5%	6.1%	No
Evans High School	Vernon Parish	Vernon Parish	2023-2024	13.2%	11.3%	12.5%	No

Name	Parish	Enrollment Zone	Enrollment Zone Year	Enrollment Zone SWD%	Oct. 2024 SWD %	Feb. 2025 SWD %	Meets Enrollment Zone Avg.
Hicks High School	Vernon Parish	Vernon Parish	2023-2024	13.2%	13.4%	14.2%	Yes
Hornbeck High School	Vernon Parish	Vernon Parish	2023-2024	13.2%	14.8%	18.2%	Yes
Leesville High School	Vernon Parish	Vernon Parish	2023-2024	13.2%	11.0%	11.6%	No
Leesville Junior High School	Vernon Parish	Vernon Parish	2023-2024	13.2%	15.0%	14.4%	Yes
North Early Childhood Center	Vernon Parish	Vernon Parish	2023-2024	13.2%	9.9%	8.0%	No
Parkway Elementary School	Vernon Parish	Vernon Parish	2023-2024	13.2%	16.9%	18.8%	Yes
Pickering Elementary School	Vernon Parish	Vernon Parish	2023-2024	13.2%	18.5%	17.4%	Yes
Pickering High School	Vernon Parish	Vernon Parish	2023-2024	13.2%	17.0%	17.7%	Yes
Pitkin High School	Vernon Parish	Vernon Parish	2023-2024	13.2%	15.4%	15.0%	Yes
Rosepine Elementary School	Vernon Parish	Vernon Parish	2023-2024	13.2%	10.9%	11.5%	No
Rosepine High School	Vernon Parish	Vernon Parish	2023-2024	13.2%	13.6%	13.8%	Yes
Simpson High School	Vernon Parish	Vernon Parish	2023-2024	13.2%	15.9%	15.0%	Yes
Vernon Middle School	Vernon Parish	Vernon Parish	2023-2024	13.2%	17.5%	18.9%	Yes
West Leesville Elementary School	Vernon Parish	Vernon Parish	2023-2024	13.2%	13.4%	13.7%	Yes
Enon Elementary School	Washington Parish	Washington Parish	2023-2024	19.2%	23.4%	21.9%	Yes
Franklinton Elementary School	Washington Parish	Washington Parish	2023-2024	19.2%	23.0%	24.5%	Yes
Franklinton High School	Washington Parish	Washington Parish	2023-2024	19.2%	13.4%	14.3%	No
Franklinton Junior High School	Washington Parish	Washington Parish	2023-2024	19.2%	26.9%	24.9%	Yes
Franklinton Primary School	Washington Parish	Washington Parish	2023-2024	19.2%	20.5%	21.1%	Yes
Mt. Hermon School	Washington Parish	Washington Parish	2023-2024	19.2%	19.4%	21.1%	Yes

Name	Parish	Enrollment Zone	Enrollment Zone Year	Enrollment Zone SWD%	Oct. 2024 SWD %	Feb. 2025 SWD %	Meets Enrollment Zone Avg.
Pine School	Washington Parish	Washington Parish	2023-2024	19.2%	15.0%	15.2%	No
Thomas Elementary School	Washington Parish	Washington Parish	2023-2024	19.2%	16.6%	17.2%	No
Varnado High School	Washington Parish	Washington Parish	2023-2024	19.2%	21.9%	23.0%	Yes
Wesley Ray Elementary School	Washington Parish	Washington Parish	2023-2024	19.2%	20.8%	23.6%	Yes
Brown Upper Elementary School	Webster Parish	Webster Parish	2023-2024	14.9%	20.4%	20.5%	Yes
Browning Elementary School	Webster Parish	Webster Parish	2023-2024	14.9%	19.8%	21.1%	Yes
Central Elementary School	Webster Parish	Webster Parish	2023-2024	14.9%	12.0%	11.9%	No
Doyline High School	Webster Parish	Webster Parish	2023-2024	14.9%	10.7%	10.8%	No
E. S. Richardson Elementary School	Webster Parish	Webster Parish	2023-2024	14.9%	14.9%	15.0%	Yes
J. A. Phillips Elementary School	Webster Parish	Webster Parish	2023-2024	14.9%	18.6%	19.3%	Yes
J. L. Jones Elementary School	Webster Parish	Webster Parish	2023-2024	14.9%	16.7%	17.6%	Yes
Lakeside Junior-Senior High School	Webster Parish	Webster Parish	2023-2024	14.9%	10.4%	10.5%	No
Minden High School	Webster Parish	Webster Parish	2023-2024	14.9%	13.1%	13.9%	No
North Webster High School	Webster Parish	Webster Parish	2023-2024	14.9%	13.2%	13.0%	No
North Webster Junior High School	Webster Parish	Webster Parish	2023-2024	14.9%	15.3%	15.6%	Yes
North Webster Lower Elementary School	Webster Parish	Webster Parish	2023-2024	14.9%	21.1%	22.7%	Yes
North Webster Upper Elementary School	Webster Parish	Webster Parish	2023-2024	14.9%	20.7%	20.6%	Yes
Webster Junior High School	Webster Parish	Webster Parish	2023-2024	14.9%	17.4%	17.0%	Yes
Brusly Elementary School	West Baton Rouge Parish	West Baton Rouge Parish	2023-2024	12.7%	16.9%	18.7%	Yes
Brusly High School	West Baton Rouge Parish	West Baton Rouge Parish	2023-2024	12.7%	9.0%	9.0%	No

Name	Parish	Enrollment Zone	Enrollment Zone Year	Enrollment Zone SWD%	Oct. 2024 SWD %	Feb. 2025 SWD %	Meets Enrollment Zone Avg.
Brusly Middle School	West Baton Rouge Parish	West Baton Rouge Parish	2023-2024	12.7%	10.9%	11.3%	No
Brusly Upper Elementary School	West Baton Rouge Parish	West Baton Rouge Parish	2023-2024	12.7%	14.4%	14.6%	Yes
Caneview K-8 School	West Baton Rouge Parish	West Baton Rouge Parish	2023-2024	12.7%	14.0%	13.5%	Yes
Cohn Elementary School	West Baton Rouge Parish	West Baton Rouge Parish	2023-2024	12.7%	18.1%	19.1%	Yes
Lukeville Elementary School	West Baton Rouge Parish	West Baton Rouge Parish	2023-2024	12.7%	12.7%	12.9%	Yes
Port Allen Elementary School	West Baton Rouge Parish	West Baton Rouge Parish	2023-2024	12.7%	16.3%	19.4%	Yes
Port Allen High School	West Baton Rouge Parish	West Baton Rouge Parish	2023-2024	12.7%	12.9%	12.2%	Yes
Port Allen Middle School	West Baton Rouge Parish	West Baton Rouge Parish	2023-2024	12.7%	14.2%	14.2%	Yes
Forest School	West Carroll Parish	West Carroll Parish	2023-2024	14.9%	18.1%	17.8%	Yes
Oak Grove Elementary School	West Carroll Parish	West Carroll Parish	2023-2024	14.9%	18.5%	17.5%	Yes
Oak Grove High School	West Carroll Parish	West Carroll Parish	2023-2024	14.9%	8.8%	7.5%	No
Bains Elementary School	West Feliciana Parish	West Feliciana Parish	2023-2024	14.5%	15.4%	14.0%	Yes
Bains Lower Elementary School	West Feliciana Parish	West Feliciana Parish	2023-2024	14.5%	12.1%	16.7%	No
West Feliciana High School	West Feliciana Parish	West Feliciana Parish	2023-2024	14.5%	14.6%	14.9%	Yes
West Feliciana Middle School	West Feliciana Parish	West Feliciana Parish	2023-2024	14.5%	11.5%	11.4%	No
Calvin High School	Winn Parish	Winn Parish	2023-2024	14.0%	13.8%	14.6%	No
Dodson High School	Winn Parish	Winn Parish	2023-2024	14.0%	13.1%	13.6%	No
Winnfield High School	Winn Parish	Winn Parish	2023-2024	14.0%	13.1%	13.8%	No

Name	Parish	Enrollment Zone	Enrollment Zone Year	Enrollment Zone SWD%	Oct. 2024 SWD %	Feb. 2025 SWD %	Meets Enrollment Zone Avg.
Winnfield Middle School	Winn Parish	Winn Parish	2023-2024	14.0%	15.7%	16.4%	Yes
Winnfield Primary School	Winn Parish	Winn Parish	2023-2024	14.0%	11.5%	12.6%	No
Copper Mill Elementary/Middle School	Zachary Community School District	Zachary Community School District	2023-2024	10.8%	9.7%	9.4%	No
Northwestern Elementary School	Zachary Community School District	Zachary Community School District	2023-2024	10.8%	12.4%	15.6%	Yes
Northwestern Middle School	Zachary Community School District	Zachary Community School District	2023-2024	10.8%	10.3%	10.4%	No
Rollins Place Elementary	Zachary Community School District	Zachary Community School District	2023-2024	10.8%	13.7%	13.2%	Yes
Zachary Early Learning Center	Zachary Community School District	Zachary Community School District	2023-2024	10.8%	15.3%	16.7%	Yes
Zachary Elementary School	Zachary Community School District	Zachary Community School District	2023-2024	10.8%	10.7%	10.8%	No
Zachary High School	Zachary Community School District	Zachary Community School District	2023-2024	10.8%	9.3%	9.2%	No



# UNIVERSITY VIEW ACADEMY

## Attendance, Engagement, & Truancy Policy 2025-2026

### **Virtual Attendance Definition**

UVA provides daily coursework to its K-12 students in a virtual environment with an additional requirement of in-person state testing. Attendance is defined and monitored differently than in a physical school setting. UVA will conduct an orientation with parents and guardians regarding UVA's attendance policy upon enrollment.

Students at UVA are required to remain engaged in school for the duration of the school year. Parents, guardians, and learning coaches are responsible for monitoring their student/s attendance and participation in the school.

Parents and learning coaches are required to complete a weekly check-in process to verify their students' attendance and engagement in coursework. Parents and learning coaches who do not verify weekly attendance and engagement may be referred to school administration for further action.

### **To remain engaged in virtual school means that the student is:**

- Completing work required by each teacher on a daily basis.
- Submitting completed work in alignment with success criteria expectations.
- Staying in contact both through electronic messages (e.g., email, text, Canvas) and phone (i.e., responding to electronic messages, answering/returning phone calls in a timely manner).
- Participating in all in-person required school and state testing events (i.e., LEAP 2025, ACT®, WorkKeys®, CLEP testing, literacy screenings).

### **To be engaged in school means the parent/learning coach is:**

- Completing weekly verification of attendance and engagement in Canvas.
- Monitoring student work completion.
- Ensuring work submitted by students aligns with success criteria expectations.
- Informing the school of absences after days missed and submitting a doctor's note for absences due to illness.
- Ensuring the student is completing all assessments on his/her own merits.
  
- Remaining in regular, consistent contact with the teachers.
- Ensuring arrangements have been made for the student to attend all in-person, required school and state testing.

### **Virtual Attendance Procedures**

UVA defines attendance according to a student's activity in Canvas on a weekly basis. The school week begins on Monday at 12:00 a.m. and ends on Sunday at 11:59 p.m. Attendance will be determined based on student activity at any hour of any day within the seven-day period and includes work completed on weekends.

Regular attendance and engagement through coursework completion in the online learning management system and supplemental educational programs are essential to a successful school experience. UVA will track, record, and report absences to the LDOE daily. Students can avoid having



# UNIVERSITY VIEW ACADEMY

absences (excused or unexcused) tracked by making adequate weekly progress in their assigned coursework.

The learning coach will notify school personnel of the child's absence and will submit the appropriate documentation (described below) regarding the absence. Documentation must be submitted within five (5) days of the student's return to school.

To report an absence that occurs on or between Monday and Friday, the learning coach must contact the school via email at [attendance@uview.academy](mailto:attendance@uview.academy) or by phone at 225-421-2981.

## **Excused Absences**

Excused absences are defined as exceptions to the attendance requirements and shall include the circumstances listed below and verified by attendance staff or the school principal/designee where indicated. Excused absences do not apply when determining whether a student meets the minimum minutes of instruction required to receive credit. Excused absences are defined below:

1. Extended personal physical or emotional illness as verified by a state-licensed physician or nurse practitioner.
2. Extended hospital stay as verified by a state-licensed physician or dentist.
3. Extended recuperation from an accident as verified by a state-licensed physician, dentist, or nurse practitioner.
4. Observance of special and recognized holidays of the student's own faith.
5. Visitation with a parent who is a member of the United States Armed Forces or the National Guard of a state where such parent has been called to duty or is on leave from overseas deployment to a combat zone or combat support posting. Excused absences in this situation shall not exceed five school days per school year.
6. Absences verified and approved by the school principal or designee:
  - a. Prior school system-approved travel for education
  - b. Death in the immediate family (not to exceed one week)
  - c. Natural catastrophe and/or disaster

Students participating in school-approved field trips or other authorized instructional activities that necessitate being away from school shall be considered present. Students shall be given the opportunity to make up work. (La. Admin. Code tit. 28 § CXV-1103)

## **Standardized Testing Attendance**

According to the Louisiana Department of Education (LDOE), all students are required to participate in state testing. Being a student at UVA means that travel to a testing location will be required. Specific testing dates and locations will be published no later than two weeks prior to the testing window. UVA cannot guarantee that a student's assigned teacher will be the test proctor. The assessment team will work to minimize family inconvenience when making testing assignments. It is imperative that parents/guardians of UVA students comply with the state testing requirements and attend all required testing days to ensure that UVA can continue to provide a virtual education to students across the state of Louisiana.

Every student attending a traditional public school, charter school, or accredited nonpublic school in



# UNIVERSITY VIEW ACADEMY

Louisiana must take the required standardized assessments to graduate. Families who do not attend assigned state testing days or any scheduled make-up testing sessions will receive an unexcused absence for each day of scheduled testing and will be subject to Habitual Truancy laws if makeup testing is not completed. Students are identified as and reported to LDOE as truant after five unexcused absences. Students who are absent from all testing sessions and who are identified as habitually truant may be administratively withdrawn.

## **Truancy Interventions**

UVA will provide interventions to re-engage truant students and parent/s in the learning process. These interventions include, but are not limited to:

- Increasing student contact
- Holding a family conference
- Developing attendance improvement plan
- Providing case management
- Making referrals to outside agencies and community partners
- Making truancy referrals
- Any other steps required by law, including but not limited to sending notice(s), allowing a student who is in danger of failing due to excessive absences to make up work outside of the designated class time, and other due process requirements.

Once a student is recognized as being habitually truant after accumulating five unexcused absences, consequences will be applied. Consequences can include, but are not limited to, restricted use of a student's device, locking the student's device, loss of internet subsidy eligibility, and any other consequences enumerated in the law.

Students who are identified as unengaged and/or truant may receive a home visit by local authorities and/or UVA. The school will notify the learning coach when the school has filed a truancy offense report. The school will cooperate with parish and local officials as appropriate. A school official may attend court proceedings, if necessary. If learning coaches are unresponsive, the student may be withdrawn from UVA. Learning coaches will be notified of this action. In addition, the school will notify the student's parish worker of the student's change in enrollment status.

## **Public School Attendance**

*Louisiana Administrative Code, Chapter 11, Section CXV-1117 - Child Welfare and Attendance: Any student who is a juvenile and who is habitually absent from school or is habitually tardy shall be reported by supervisors of child welfare and attendance to the family or juvenile court of the parish or city as a truant child, pursuant to the provisions of Chapter 2 of Title VII of the Louisiana Children's Code relative to families in need of services, there to be dealt with in such manner as the court may determine, either by placing the truant in a home or in a public or private institution where school may be provided for the child, or otherwise.*

## Virtual School Attendance Plan

### Overview

The Louisiana Department of Education is committed to ensuring that all students have access to and regularly attend the school of their choice. Section 3709 of Bulletin 126 requires that state-authorized virtual charter schools enforce student attendance and address cases of student truancy and unexcused absences.

Beginning with the 2020-2021 school year, the Louisiana Board of Elementary and Secondary Education (BESE) requires all state-authorized virtual charter schools to submit attendance policies to the LDOE for approval to ensure compliance with applicable laws and regulations.

### Virtual School Attendance Plans

The Louisiana Department of Education is responsible for approving the attendance policies for all state-authorized virtual schools.

Virtual School Attendance Plans, which shall include the subsequent page of this document and the requested school attendance policy, should be submitted to the Louisiana Department of Education by the deadline specified each year. Charter operators are required to submit Virtual School Attendance Plans and any requested data on an annual basis. Charter Management Organizations may submit separate plans for individual schools or one plan for the entire organization.

### Attendance and Truancy Oversight

Each school is expected to abide by the applicable policies and procedures outlined in the approved Virtual School Attendance Plan, relevant BESE policy, and Louisiana Revised Statutes 17:221 and 17:233. Schools that fall out of compliance with existing law and BESE policy or do not follow the guidelines set forth in their approved Virtual School Attendance Plans may be subject to LDOE intervention procedures as outlined in the Charter School Performance Compact.

### Virtual School Attendance Policy Requirements

In addition to the information listed in the table below, LEAs should attach and submit a copy of the attendance policies from their student handbook to the LDOE. Attendance policies must include:

1. Definitions of the method in which attendance is measured for students;
2. Minimum expectations regarding active class participation;
3. Minimum expectations regarding the amount of time spent connected online; and
4. Minimum expectations regarding completion and submission of assignments.

Virtual schools are also required to provide orientation to students and parents/legal custodians regarding the school's virtual attendance policy. This orientation should include expectations of students and guardians as well as the consequences for violating the school's attendance policy.

**Virtual Charter School Data Sheet**

<b>School Name(s):</b>	Louisiana Virtual Charter Academy	<b>CMO Name (if applicable):</b>	
<b>Name(s) of Staff Member(s) Overseeing Execution of Virtual Attendance Policy:</b>	Donecia Wilson, Danielle Scott-Johnson		
<b>Phone Number of Relevant Staff Member(s):</b>	504-322-7543		
<b>Email of Relevant Staff Member(s):</b>	Doneica Wilson, <a href="mailto:dwilson3@k12.com">dwilson3@k12.com</a> Danielle Scott-Johnson, <a href="mailto:dscott@k12.com">dscott@k12.com</a>		
<b>Describe/attach your school's method(s)* (or anticipated methods) of collecting student attendance for the upcoming school year:</b>  Please see below.			
<b>Describe/attach your school's plan for enforcing the attendance policies submitted to the LDOE, including actions to be taken to enforce relevant truancy laws:</b>  Please see below.			



**Virtual School Attendance Plan**

**Describe/attach your school's plan for orienting students and parents/guardians to the attendance policies submitted to the LDOE:**

Please see below.

List the name(s) of all software used to implement your school's attendance policies and the primary function of said software:

Please see below.

*Assurance is hereby made to the State Department of Education that this Virtual School Attendance Plan has been developed in compliance with all applicable BESE policies and procedures, and that all employees either contracted with or employed directly by the meet all requirements set forth by R.S. 17:3914. All documentation relevant to this Virtual School Attendance Plan shall be maintained on file by the local education agency.*

6.6.25

CMO or School Leader Signature Date



---

## Virtual School Attendance Plan

### ATTENDANCE

As a public charter school, Louisiana Virtual Charter Academy is required to monitor student attendance in accordance with all applicable statutes set forth by the State of Louisiana. LAVCA teachers and administration closely monitor students' logged attendance and log-ins on a daily basis. **All student attendance must be entered daily, students are required to log in daily, and students are required to attend required class connect sessions.**

**LAVCA's Data Manager monitors students manually logged attendance, along with student login activity, and levels of engagement, while sending required notifications accordingly.**

### NEW STUDENT ORIENTATION PROGRAM -HM

All returning and new families will be provided with attendance requirements, expectations, and recording steps and responsibilities during our annual in-person orientation, which is hosted the week before the first day of school. Additional orientation and training opportunities will be available during the school year (for example, during onboarding and parent training sessions), as required by LAVCA to remain in compliance with policies in place or by request of the parent or Learning Coach.

### TRUANCY

As an open enrollment charter school, the Louisiana Virtual Charter Academy (LAVCA) is required to monitor student attendance, progress, and log-ins, in accordance with all applicable statutes and State Board of Education rules and regulations. LAVCA student attendance is recorded by the combination of time "logged in" on the Canvas platform AND logged into assigned external learning tools, as well as other required teacher assignments. Unless a student is labeled FLEX, students are mandated to attend live, required class connect sessions to avoid truancy. Students must attend each core, required class session at least 70% of the time to receive credit for attendance.

LAVCA teachers and administration will monitor student attendance by class connect percentages, and log-ins, which will be a determining factor in student advancement to the next curricular level and continued enrollment with LAVCA. The Louisiana Department of Education recognizes two types of absences: excused and unexcused.

### *Excused Absence*

Excused absence logged time can be made up with the permission of the public school (LAVCA) teacher. **The LAVCA teacher will be required to document the reason for the excused absence and identify when the work/day will be made up. Follow Up- each excuse needs to be marked per student/date within PS so attendance can reflect the days absent vs the days unexcused. Homeroom teachers could put in the excused dates after getting the excuse. They have admin accounts.**

The following are reasons a student may have excused absences:

- Illness of the student (more than 2 consecutive days will require a doctor's note)
- Serious illness or death in the immediate family
- Appearance in court
- School/community/church activities
- Doctor, dental or other medical appointments

**\*\*Other reasons not listed above can be considered for an excused absence if the parent/guardian makes a request to the homeroom liaison at least 10 school days in advance of the absence.**

### *Unexcused Absence*



---

**Virtual School Attendance Plan** Unexcused absence means the student was absent for some reason other than the ones listed above AND no documented proof was submitted to justify the absence of the student.

A parent/teacher conference would include any phone call or communication about the student's unexcused absences, i.e., not attending class sessions, prior to a referral to SST for the Tier process.

**Teachers must make documented notes that a student was absent from class and any attempts made at contact.**

A LAVCA parent or student may also be deemed non-compliant for any of the following reasons:

- 15 lessons or 18 hours behind (equivalent to 3 days missing attendance)
- Failure to participate in state-mandated assessments
- Falsifying attendance and/or progression in Powerschool/Canvas

Non-compliance procedures: Non-compliance process can range from a minimum of a verbal warning with agreed steps for resolution to a maximum result of a recommendation to the truancy office or District Attorney in the student's home district.

**Note: Attendance logged in Powerschool/Canvas must reflect the progress made in the courses.** If attendance does not match the progress, administration may delete the attendance for those hours logged. This deletion of hours will put the student in jeopardy of becoming behind in attendance or below the mandated state requirement for attendance. The student would then be considered excessively absent. Teachers and administrators may ask for proof of all work completed at any time of the year.

Attendance MUST be recorded DAILY by the Learning Coach, through the Learning Coach account. All students are required to log in daily, complete 6 hours per day or 30 hours per week, and have 70% of class connections as part of the state attendance requirement to hold more weight.

It is LAVCA policy that we do NOT excuse attendance time, due to the unique nature of our school and its flexibility allowing students to complete schooling during nights, weekends and holidays. LAVCA school policy requires that all missing time is made-up and all assignments are completed. If a day is missed, attendance will still need to be recorded by marking a '0' for the day unless the student was able to complete any educational activities during that missed time, which can be added to "Supplemental Activities".

Attendance notifications are sent out beginning at 2 days missing (or 12 hours). With a medical excuse note, these attendance notifications can be placed on hold to allow the time necessary for make-up.

Attendance should be recorded for ANYTHING related to school. This includes Class Connect sessions, Monday assemblies (MMM's), small group sessions, Live help sessions, assignments on AND off the computer, school outings, state testing etc. Any questions about what can or cannot be recorded as attendance, should be directed to the homeroom teacher for further clarification.

If the student has completed all schoolwork and has still not fulfilled the attendance requirement, then supplemental activities may be recorded. These are educational activities such as reading a book, watching an educational show, visiting an online museum, getting some exercise (PE time) or other activity that the student is in a learning environment.



---

**Virtual School Attendance Plan Please note it is most important that the student's attendance and completed progress match.**

**NAME OF POLICY: LAVCA ATTENDANCE & ENGAGEMENT POLICY**

### **ATTENDANCE OVERVIEW**

As a public charter school, Louisiana Virtual Charter Academy is required to monitor student attendance in accordance with RS17:221 and all applicable statutes set forth by the State of Louisiana. LAVCA teachers and administration closely monitor students' logged attendance and log-ins on a daily basis. **All student attendance must be entered daily, and students are required to log in daily, along with attending at least 70% or more of each required class connect session.** We expect students to attend at least 360 minutes/day or 6 hours. Attendance is a combination of measures that indicate if a student is demonstrating adequate engagement (and therefore attendance). This not only includes the actual attendance hours recorded by the Learning Coach (caretaker), but also lesson and assignment completion rates, and amount of communication with the teacher/administration. Therefore, even though a Learning Coach may record a high number of instructional hours in the attendance records, if a student's work completion rates are not on track or he or she fails to communicate on a regular basis with the teacher, we must proceed with the family right away following the appropriate tier to get the student back on track. **Learning coach hours entered will be monitored by LAVCA staff. Notifications and reminders will be sent via email and phone calls regarding hours that are missing. Ar**

will be converted to the number of days of absences and reported in our SIS vendor system (JCAMPUS).

## ENGAGED STUDENTS

Students enrolled at the Louisiana Virtual Charter Academy can maintain good standing regarding engagement by:

- **Actively** communicating with school staff
- Attending all **required** Class Connect sessions
- Attending **scheduled** conferences
- Participating in all school and in-person **state-mandated** testing
- Having their attendance **logged daily** by their learning coach
- **Logging into** the Canvas platforms to attend 70% of all live, required class connects daily, in combination with 6 hours of synchronized and asynchronous learning each day.
- **Responding** to a request from LAVCA for a two-way communication in a timely manner (within 24 hours) .
- **Proactively communicating** with the school regarding technical issues
- **Proactively communicating** with the school regarding absences
- **Adhering** to LAVCA school calendar for attendance days; however, students may choose to work on non-instructional days or swap vacation days during a semester (i.e. Spring Break week) if they are on pace and passing all courses. Students who swap vacation days must consult with their teachers to ensure that no deadlines are missed.

## LAVCA Non-Engagement: TIERS AND CONSEQUENCES

The following is a list of Non-Engagement Tiers along with the consequences that will attach to each tier. This process will be utilized to assist students in engaging and getting back on track for success. Please note this list is not all inclusive and the Academic Administrator/Executive Director has the final decision of any actions/conduct determined to be not conducive to learning and engagement and may assign additional infractions to the tiers below.



---

## Virtual School Attendance Plan

### Non-Engagement Tier 1

Offers interventions (small group, calls, additional attempts, remediation, email for missed CC, etc.) to engage students. Documentation must be completed in the school's LMS.

AP will attend Monday mandatory collaboration meetings with SST Advisors to discuss Orange Go Box Students, along with any other students needing SST support. These students will be screened and moved to Tier 2, if applicable. This will act as the Teacher/AP referral to SST. Teachers should have a back-on-track plan created for referred students within 24 hours of referral.

### Non-Engagement Tier 2

Students will have 2 weeks to complete the plan/show progress. Upon the next collaborative meeting, student progress will be reviewed to determine progression to tier 3 (if plan not completed) or released from SST Tier process (if plan completed). Students who show at least 100% completed progress of their plan with a grade of D or higher, the student will be released from Tier 2.

SST Advisor will provide and monitor the plan created by the teacher for the student (ie, Back on Track Plan). The Advisor will meet with the student weekly to monitor student progress and a contract must be signed by the Learning Coach during the required meeting. If a student is deemed non-compliant, the student's curriculum will be locked and the student moved to Tier 3.

*\*SPED students will receive 12 school days to complete 100% the plan/show progress with a grade of D or higher. If met, the student will be released from Tier 2.*

### **Non-Engagement Tier 3**

Assistant Principal hosts required zoom tier 3 meeting with the families outlining expectations and requirements to remain enrolled and in good standing. Probation status added to student and letter sent detailing the student will be eligible for withdrawal if non-compliance re-occurs (Tier 4). Students will have one school week to regain compliant status. If families do not attend scheduled required zoom meeting, the following should take place:

- Curriculum Remain Locked (due to not attending the meeting)
- Home Visit
  - Required to withdraw from school, if contact made
  - Recommendation to Tier 4, if no contact made
- This could lead to the school not allowing the parents or guardians to re-enroll the student.

### **Non-Engagement Tier 4**

The Assistant Principal will send a Tier 4 referral. APs connects with appropriate authorities, attends court cases, Child Welfare and Attendance, FINNS, etc. Once documentation is gathered, meet with the Accountability Team to review for final withdrawal approval. Office Withdrawal form is to be completed and submitted for processing.

LAVCA will notify the Child Welfare and Attendance office of the student's residing district. The family will be notified, via certified mail, regarding recommendation for withdrawal. The legal guardian will have 5 days to appeal this recommendation to the Executive Director.

If a student is withdrawn from LAVCA due to lack of engagement, LAVCA may:

- Report The student to Child Protective Services with concerns of Education Neglect
- Reported to the Louisiana Clearinghouse for Missing Children
- Call the local law enforcement agency to confirm child welfare
- Not allow the parents or guardian to re-enroll the student for the remainder of the current school year or 180 calendar days, whichever is greater.



---

## **Virtual School Attendance Plan No log-in: NOTIFICATION OVERVIEW**

**\*This refers to the student not logging into the student account.**

The notification steps LAVCA takes for No log-ins are as follows:

1. At **2-3** days of student not logging in, the homeroom teacher will notify the parent to communicate the concern and expectation that the student log-in and fully engage in the course daily and make academic progress in alignment with the course pace chart.

The teacher will report the student as absent. If direct contact is made by the school to the parent, a return email or phone call from the parent is required within 24 hours.

2. At 4-5 days total of No log-in, if there is not a response from the parent and/or the student does not actively engage in the course, the teacher will again report the student as absent. Parents will be notified of this and requested to meet with a member of the Student Support Team to discuss next steps regarding non-compliance and lack of attendance and engagement.

3. At 6-7 days total of No log-in, if there is not a response from the parent, and/or the student does not actively engage in the course, the student will be placed on academic probation with a curriculum lock. Once the curriculum is locked, the parent will have to meet with the Assistant Principal to determine the course of action regarding student enrollment status and/or re-engagement.

4. At 8-9 days total of No login, if there is not a response from the parent, and/or the student does not actively login and engage in the course, the parent will be notified of referral to truancy due to the student not logging in, not attending class, and non-compliance with student and learning coach expectations. LAVCA will notify the student's parents or guardians through email and U.S. regular mail that the student qualifies for withdrawal. The notice will clearly state that the student has failed to adhere to LAVCA's student attendance and engagement policy, and that LAVCA has determined, according to policy, that the student qualifies for withdrawal.

5. At 10 days total of No log-in, If a student's parents or guardians fail to respond to the notice within five school days, the school will send a second notification through email, indicating that since the school received no response to the prior notice that the student's withdrawal from the school will commence immediately via email and U.S. certified mail.

Note: If a student's parents or guardians reply to the first notice and a determination is made that the student had an excused absence or absences, the student's qualifying instances of Non-Engagement (No log-in) will be adjusted to reflect the excused absence or absences. If after adjustments are made, where applicable, the student no longer has 10 days of Non-Engagement (No log-in), the parents or guardians will be notified that the adjustment was made, the number of days in which the student has been non-engaged, and that the student no longer qualifies for withdrawal under the policy. However, if after adjustments are made, where applicable, or if no adjustments are made, the student still qualifies for withdrawal, the parents or guardians will be notified through email and U.S. certified mail that the student still qualifies for withdrawal and that withdrawal will commence immediately.

If a student is withdrawn from LAVCA due to lack of engagement (administrative withdrawal), LAVCA

may:

- Report The student to Child Protective Services with concerns of Education Neglect

- Reported to the Louisiana Clearinghouse for Missing Children

- Call the local law enforcement agency to confirm child welfare

- Not allow the parents or guardian to re-enroll the student for the remainder of the current school year or 180 calendar days, whichever is greater.

All families removed under this policy will receive a letter at the mailing address on file detailing the withdrawal.

## Virtual School Attendance Plan STUDENTS IN THE TIER PROCESS DURING A SEMESTER CHANGE

Students who have not been released from the tier process at the end of the first semester, will be addressed according to the following procedure.

- If the student has passed 50% or more of their courses as shown, the student will be released from the tier process. *For example, if the student is enrolled in 4 courses and passes 2 of them, they will be released from the tier process.*
- If the student has not passed 50% or more of their course, the student will remain at their current tier or be escalated to the next tier based upon the student's efforts as observed by the advisor. *For example: If The student is enrolled in 4 courses and passes 1 of them, they will not be released from the tier process.*
  - Rational for escalation by advisor:
    - The student has not communicated with the advisor or participated in scheduled advisor sessions.
    - The student has made minimal or no effort to complete their individualized BackOn Track plan.
  - If the student is in the tier process and has been given an extension for course work completion by an AA or designee (per the policy on course extensions) and has completed all items, the student will be released from the tier process.
  - If the student is in the tier process and has been given an extension for course work completion by an AA or designee (per the policy on course extensions) and has not completed all items, the student will not be released from the tier process.
  - A student may also remain in the tier process if it is in the student's best interest according to the advisor's professional judgement.
  - For any student released from the tier process: the advisor will note the change on their collaboration document and in TVS. Additionally, the advisor will inform the teachers of the change.

# Artificial Intelligence in Louisiana K-12 Education



# Artificial Intelligence Timeline



**August 2023**

The LDOE launches the AI Task Force

**April 2024**

Task Force provided recommendations for drafted guidance

**August 2024**

AI guidance is officially published and presented to BESE

**January 2025**

Khanmigo AI tutoring pilot launched in 10 high schools across the state


# AI-Powered Tools Updates

**AMIRA**  
L E A R N I N G



**Z EARN**

# Amira Learning



# Amira Learning

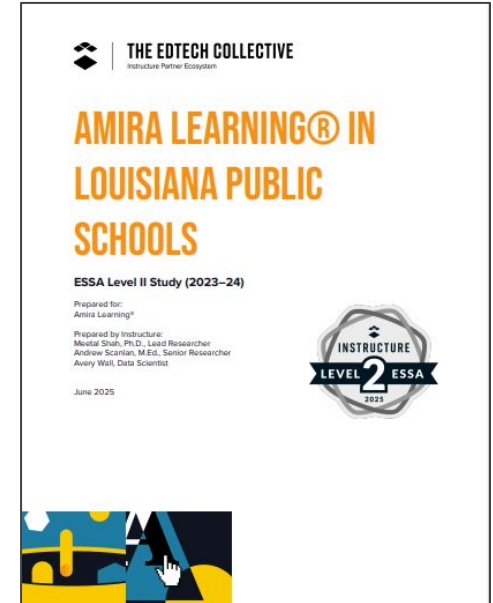
**Amira Learning** is an AI-powered reading tutor designed to support early literacy development. It listens to students read aloud, provides real-time feedback, and delivers personalized, evidence-based practice to build fluency, vocabulary, and comprehension skills.

Amira Usage	
Number of Student Licenses Available	100,000
Number of Active Students	57,127
Number of Stories Read	4,160,194

# Amira Learning Impact Study

- **Study Design**

- Conducted by third-party researchers
- Qualifies as ESSA Level II Evidence of Impact
- 79,000+ K–5 students across 12 Louisiana school systems



# Amira Learning Impact Study - Key Findings

- The Study found statistically significant, **positive** association between:
  - the total number of minutes students engaged with *Amira* and **DIBELS** scores for students in grades K–3
  - the total number of minutes students engaged with *Amira* and **LEAP** ELA scores for students in grade 4
  - the total number of passages read in *Amira* and **LEAP** ELA scores for students in grades 4 and 5
- Grades K–3 students who used *Amira* had higher spring 2024 **DIBELS** scores than non-users. This result was statistically significant across all grade-level samples.
- Grades 4–5 students who used *Amira* had higher spring 2024 **LEAP** ELA scores than non-users. This result was statistically significant across both grade-level samples.

# Khanmigo



# Khanmigo

**Khanmigo** is an AI-powered learning assistant developed by Khan Academy that supports students and teachers across subjects. It functions as a tutor and teaching aide, guiding students through problem-solving while encouraging critical thinking.

Khanmigo	
Number of Student Licenses Available	18,000
Number of Active Students	5,371
Number of Active Teachers	642

# Khanmigo Pilot - Spring 2025

Launched January 2025, the Khanmigo pilot supports AI-driven support and teacher tools in Louisiana classrooms. Some key highlights of the pilot include:

- 10 school systems participated in the initial pilot;
- 18,000+ licenses issued across the state for students and educators;
- Nearly 50% of students activated their accounts in just five months; and
- 71% of rostered teachers used the platform to support their work

# Khanmigo Professional Development

22+ professional development sessions delivered

On-demand, asynchronous learning modules provided for all users

Regular check-ins with systems to discuss implementation adjustments

“Students cannot put [something] into Khanmigo and have it give answers and complete the work for them. We looked at the flags for copying and pasting and how to determine whether it is something to be concerned about or to dismiss.”

## **-Louisiana School Leader**

“Integrating AI technologies in education presents new challenges concerning plagiarism and other unethical uses. However, academic dishonesty can be mitigated by teaching ethical and responsible use of AI in K-12 schools” (Louisiana Department of Education, 2024).

“Sometimes, as teachers, there are little things that we need to complete or create, but we don’t always have the time to do it. Khanmigo helps with that. It is a game-changer!”

## **-Louisiana High School Teacher**

“Teachers can improve their instructional practices and increase planning efficiency by leveraging AI as a thought partner” (Louisiana Department of Education, 2024).

“I gave my students Khanmigo as another resource. They can ask it questions if they don’t know what’s going on and start a conversation.”

## **-Louisiana High School Teacher**


“AI technologies [can be] used as a tool to improve functionality, although the content remains the same” (Louisiana Department of Education, 2024).

“Khanmigo will ask me what I know and if I say I don’t know, it’ll break it down step-by-step.”

## **-Louisiana High School Student**

“Students may also use AI to receive real-time feedback and individualized interventions” (Louisiana Department of Education, 2024).

# Zearn




# Zearn

**Zearn** is a digital math learning platform designed to accelerate K–8 math learning. It offers interactive, HQIM-aligned lessons that combine visual models, real-time feedback, and personalized support to build conceptual understanding, and fluency in mathematics designed to catch students up and move them forward.

Zearn Usage (2024-2025)	
Number of Rostered Students	316,770
Number of Active Students	272,105
Students engaging in 90 or more lessons this year	61,996

# Zearn Impact Study

- **Study Design**
  - Conducted by third-party researchers (Johns Hopkins University)
  - Qualifies as ESSA Level I Evidence of Impact
  - Examined the mathematics achievement of 4th-8th grade students



# Zearn Impact Study - Key Findings

- Students using Zearn Supplemental scored 5.97 points higher than non-Zearn users on the LEAP mathematics assessment ( $p < .05$ ), with an effect size of +0.20 SD.
- No differential effects by student characteristics were identified. Students using Zearn Supplemental had similar outcomes across race/ethnicity groups, English learner status, economic disadvantage status, and special education participation.
- Students completing  $\geq 90$  lessons (regardless of condition) outscored those with lower usage by 4.7 points ( $p < .05$ ; effect size +0.15 SD).
- Students with high levels of usage (lessons completed and average lessons completed per week) outscored those with negligible or lower usage levels.

# What's Next?



# Next Steps


- Refine our research agenda that keeps student outcomes at the center of the work
- Explore additional new programs and pilots for use in Louisiana that have strong evidence ratings
- Launch a new Career and Technical Education (CTE) pilot
- Begin a pilot to support writing instruction within high-quality instructional materials (HQIM)
- Prioritize coherence by ensuring all pilots serve as aligned supports
- Develop a vetting process to help school systems evaluate and select AI tools that meet instructional and privacy standards

# Contact


For more information or questions,  
please contact  
[adam.dibenedetto@la.gov](mailto:adam.dibenedetto@la.gov).



# 2024-2025 RFA Cycle Consideration of Type 2 Charter Applications



# Charter Authorizing Overview



# Charter Authorizing Overview

## **BESE Authorizing Responsibilities, as outlined in Bulletin 126 §303:**

- Serve as the authorizer of Type 2, 4, and 5 Charter Schools;
- Implement a comprehensive application process with fair procedures and rigorous criteria;
- Review each proposed charter in a timely manner;
- Engage in an application review process that complies with the latest principles and standards for quality charter school authorizing, as promulgated by the National Association of Charter School Authorizers; and
- Enter into performance contracts, only after specific determination.

# Charter Authorizing Overview

## Charter RFA Timeline

Date	Process
February 3, 2025	LDOE application window opens for Types 2 and 4 applicants.
February 10, 2025	Letter of Intent Due.
March 10, 2025	Eligibility Determination Forms Due.
March 31, 2025	LDOE submission deadline for the full application for Types 2 and 4 applicants.
June 2, 2025	Types 2 and 4 Applicants: Charter Proposal Presentations at BESE School Innovation and Turnaround Committee Meeting.
August 19, 2025	Final Recommendations of BESE-Authorized Charter Applications presented to BESE by LDOE.

# Charter Application Review Process



# Charter Application Review Process

## 2024-2025 Charter RFA Applications:

- (8) Letters of Intent Received
  - 3 met eligibility criteria to continue with application phase
- (3) Type 2 Charter Applications Received
  - (1) Applicant withdrew submission during review process

# Charter Application Review Process

## Elements of the Charter Application Review:

1. Internal evaluation conducted by content experts within the LDOE
2. Independent third-party evaluation
  - a. Initial memo feedback
  - b. Seven Page Response feedback
  - c. Capacity interviews
  - d. Final recommendation
3. Review of additional information and data by the LDOE
  - a. Enrollment and community need
  - b. Fiscal impact study
4. Review of third-party evaluation by the LDOE

# Charter Authorizing Overview

## Third-Party Evaluator of Charter Applications:

- **Bulletin 126 §303:** BESE shall engage in an application review process that complies with the latest principles and standards for quality charter school authorizing, as promulgated by the National Association of Charter School Authorizers, and shall provide for an independent evaluation of the charter proposal by a third party with educational, organizational, legal, and financial expertise.
- **Bulletin 126 §513:** Each charter application is reviewed by the evaluation team and scored with a uniform evaluation rubric. Evaluators shall make recommendation to the LDOE for approval or denial of each charter school application.
- **School Works:** The educational consulting company works with schools, networks, districts, and state departments of education and offers a continuum of services that includes quality review, instructional supports, leadership supports, and school developer supports.

# Charter Application Recommendations



# Charter Application Recommendations


## Type 2 Charter Application Eligibility, per Bulletin 126 §503 A(5):

- Applicants apply to operate a charter school to be located in a local school system in academic crisis as defined in Bulletin 111 §4901.
- The local school system in which a charter group intends to apply to operate a type 1 or type 3 charter school has received a letter grade designated as a D or F.
- Unless otherwise specified, the entity seeking to establish a type 1 or type 3 charter school must have submitted a proposal to the local school board in whose jurisdiction the charter school is proposed to be located that:
  - has been denied in the most recent application cycle; or
  - has conditions that have been placed on it that are unacceptable; or
  - the local school board has not complied with the requirements of a local authorizer; or
  - the local school board has made no final decision in accordance with the timelines established by BESE.

# Charter Application Recommendations


## 2024-2025 Annual RFA Type 2 Charter Applicants

School Name	Non-Profit Name	Application Type	Parish	Application Pathway
Louisiana Key Academy Jefferson	Louisiana Key Academy	Type 2	Jefferson Parish	Local school board denial as a Type 1 or Type 3
Pine Prairie Charter School	Pine Prairie Charter Limited	Type 2	Evangeline Parish	Local school board denial as a Type 1 or Type 3



# LA Key Academy Jefferson's Mission


The mission of LA Key Academy Jefferson is to identify and educate students with dyslexia in its community so they can reach their full potential.



# LA Key Academy Jefferson

## Application Information

<b>Non-Profit:</b>	Louisiana Key Academy		
<b>Educational Service Provider:</b>	None		
<b>School:</b>	Louisiana Key Academy Jefferson	<b>Parish:</b>	Jefferson
<b>Type:</b>	Type 2	<b>Parishes Served:</b>	Statewide
<b>Operator Track:</b>	Experienced Operator	<b>Year Opening:</b>	2026-2027
<b>Grade at Configuration at Start:</b>	1-4	<b>Grade at Configuration at Scale:</b>	1-8
<b>Enrollment at Start:</b>	162	<b>Enrollment at Scale:</b>	428



# LA Key Academy Jefferson

Summary of Independent Third-Party Evaluation	
Total Number of Standards:	105
Total Number of Standards Met:	100
Total Number of Standards Unmet:	5
SchoolWorks Final Recommendation	Deny the application submitted by LA Key Academy

# LA Key Academy Jefferson

## Summary of standards identified as unmet by Internal Review Team and Third-Party Evaluator:

### Financial

- The Charter Operator's most recent financial audit indicated a material weakness with significant deficiency. The operator provided a response within the audit report that appeared to remedy the area identified as a weakness.

### Founding Team Capacity

- School leadership outlined prior experience in respective roles, however team member responses to interview questions were limited, resulting in the standard demonstrating the capacity to found and lead the school being unmet. The operator provided a detailed response referencing a partnership with Yale University professors on the education of students with Dyslexia and incorporation of the BESE approved alternative framework for renewal standards for their targeted population.

# LA Key Academy Jefferson


## Louisiana Department of Education (LDOE) Recommendation:

The LDOE recommendation is to approve the Type 2 charter application submitted for Louisiana Key Academy Jefferson, operated by Louisiana Key Academy, to commence operation of one Type 2 charter school in Jefferson Parish beginning with the 2026-2027 academic year, contingent upon the following:

- Completion of all pre-opening requirements as determined by the LDOE;
- Development of a strategic academic improvement plan to address SPS performance, with specific targets in the area of mathematics, through continued collaboration with LDOE's Office of Teaching and Learning.

# Pine Prairie Charter School's Mission


The mission of Pine Prairie Charter School is to provide every student with a learning environment that prepares them for success in college, industry-based careers, and life.



# Pine Prairie Charter School

## Application Information

<b>Non-Profit:</b>	Pine Prairie Charter Limited		
<b>Educational Service Provider:</b>	None		
<b>School:</b>	Pine Prairie Charter School	<b>Parish:</b>	Evangeline
<b>Type:</b>	Type 2	<b>Parishes Served:</b>	Evangeline
<b>Operator Track:</b>	New Operator	<b>Year Opening:</b>	2026-2027
<b>Grade at Configuration at Start:</b>	K-6	<b>Grade at Configuration at Scale:</b>	K-12
<b>Enrollment at Start:</b>	350	<b>Enrollment at Scale:</b>	550



# Pine Prairie Charter School

## Summary of Independent Third-Party Evaluation

Total Number of Standards:	111
Total Number of Standards Met:	103
Total Number of Standards Unmet:	8
SchoolWorks Final Recommendation	Deny the application submitted by Pine Prairie Charter Limited

# Pine Prairie Charter School

**Summary of standards identified as unmet by Internal Review Team and Third-Party Evaluator:**

## Academic

- The applicant group did not provide evidence-based justification or a track record of success with similar populations regarding the selection of the given school model and key design elements. The applicant provided a response that their selected model aligns with Louisiana's high expectations and commitment to academic equity.

# Pine Prairie Charter School

## Summary of standards identified as unmet by Internal Review Team and Third-Party Evaluator:

### Academic

- The applicant's plan for English language learners did not include an English language development (ELD) curriculum supplemented to standard curriculum for instruction and support, nor an outline of steps that will be taken as corrective action should data suggest that subgroup disproportionality and/or over-identification of English Language Learners has occurred. The applicant provided a response indicating Tier 1 curriculum includes embedded ELD supports.

# Pine Prairie Charter School

## Summary of standards identified as unmet by Internal Review Team and Third-Party Evaluator:

### Financial

- Financial estimates were calculated inaccurately, reflecting an error resulting in \$200,000 less for surplus. The applicant provided a response that the error was corrected in a budget line revision.
- The High School addendum reflected introductory CTE courses in STEM, financial math, and vocational courses funded through MFP monies at a rate of \$70 per student; however, the applicant group did not clearly indicate the line item in the budget for these expenses or the corresponding amounts. The applicant provided a response that budget expenditures were embedded within the broader budget categories and were accounted for.

# Pine Prairie Charter School

**Summary of standards identified as unmet by Internal Review Team and Third-Party Evaluator:**

## Founding Team Capacity

- School leadership outlined prior experience in respective roles in the areas of business and education, however team member responses to interview questions were limited, resulting in the standard demonstrating the capacity to found and lead the school being unmet. Additionally, an external person, not approved by the interview team, participated in the capacity interview, which violates the interview rules that were directly shared with the applicant group prior to the interview.

# Pine Prairie Charter School

## Louisiana Department of Education (LDE) Recommendation:

The LDOE recommendation is to deny the Type 2 charter application submitted for Pine Prairie Charter School operated by Pine Prairie Charter Limited.

**2025 Louisiana Department of Education Charter Application Review  
Experienced Operator Executive Summary**

**Name of Applicant: Louisiana Key Academy - Jefferson**

Final Recommendation	
<b>Deny the application submitted by Louisiana Key Academy</b>	

Non-Profit Information			
<b>Non-Profit</b>	Louisiana Key Academy	<b>Education Service Provider (ESP)</b>	N/A
		<b># of schools operated by ESP</b>	3

School Information			
<b>School</b>	Louisiana Key Academy Jefferson	<b>Parish</b>	Jefferson Parish
<b>Type</b>	Type 2	<b>Parishes Served</b>	Statewide
<b>Operator Track</b>	Experienced Operator	<b>Year Opening</b>	SY 2026-27
<b>Grade Configuration at Start</b>	1-4	<b>Grade Configuration at Scale</b>	1-8
<b>Enrollment at Start</b>	162	<b>Enrollment at Scale</b>	428

Summary of Reviewed Standards for Final Recommendation	
<b>Total Number of Standards</b>	<b>105</b>
<b>Total Number of Standards Met</b>	<b>100</b>
<b>Total Number of Standards Unmet</b>	<b>5</b>

Application Sections and Subsections	# Possible	# Met
<b>Executive Summary</b>	9	9
<b>Founding Team Capacity Summary</b> During the capacity interview, board members articulated an understanding of their oversight responsibilities and showed some ability to identify and respond to financial and organizational challenges. However, they did not clearly outline board-level strategies to address academic underperformance and appeared to accept low outcomes given the school's student population. Similarly, school leaders acknowledged areas for improvement and cited general action steps, but responses lacked specificity and depth—particularly regarding academic improvement and leadership capacity—raising concerns about their readiness to lead a successful school.		
Founding Team Capacity	3	1
<b>Educational Program and Capacity Proposal Summary</b> The applicant group seeks to locate the proposed school in Jefferson Parish and provides a clear, evidence-based rationale for selecting this community, supported by documented community interest. The group presents an academic program designed to serve students with dyslexia, including curricular materials and an assessment		

Application Sections and Subsections	# Possible	# Met
<p>system aligned with the state’s quality indicators. The applicant also outlines plans to continue using the alternative accountability framework employed by existing LA Key Academy schools, which includes a combination of LEAP metrics and network-selected measures (e.g., CTOPP, aimsweb). While the applicant group acknowledged performance deficiencies in existing LA Key Academy schools and described steps to improve outcomes—such as implementing new curricula, providing targeted training, and using data to inform staffing decisions—they appeared to accept low academic performance as expected given the student population, rather than articulating a clear strategy for significantly improving results.</p>		
School Establishment	7	7
Academic Plan	12	12
Academic Goals	4	4
Louisiana Accountability System: Academic Performance	4	4
Assessments	3	3
Diverse Learners and Student Supports	4	4
Behavior Management	6	6
Parent and Community Engagement	3	3
<p><b>Growth Plan Proposal Summary</b></p> <p>The applicant group plans to expand the LA Key Academy network by opening LKA Jefferson, which will adopt the same policies and practices as existing campuses in East Baton Rouge Parish (LKA Baton Rouge), St. Tammany Parish (LKA Northshore), and Caddo Parish (LKA Caddo). The group asserts that the new Jefferson Parish campus will expand access to tuition-free, evidence-based instruction for students with dyslexia, improve statewide dyslexia identification, and support data collection and research efforts. The applicant group also states that LA Key Academy has no history of litigation that would affect the operation of its schools or the proposed expansion.</p>		
Growth Plan	2	2
<p><b>Organizational Plan and Capacity Proposal Summary</b></p> <p>The applicant group outlines an organizational plan, including a staffing plan with defined reporting lines and recruitment procedures. The network leadership team includes an interim chief executive officer, a chief financial officer, a chief operating officer (starting July 2025), a chief academic officer, and a director of special education, with plans to hire a permanent CEO in 2026; however, network leaders did not provide sufficiently robust responses during the interview and performance tasks to demonstrate their capacity to found and lead an academically successful school. The governing board includes relevant expertise and demonstrates an understanding of governing responsibilities. However, no current board members reside in Jefferson Parish, and the board did not articulate clear action steps to address academic underperformance, instead appearing to accept low outcomes as expected given the school’s dyslexia-specific population. The applicant group noted that the current board chair—who also serves as interim CEO—will resign from the board in June 2025 to ensure a clearer separation of duties.</p>		
Staffing	7	7
School Leadership Team Capacity	1	1
Charter Board Governance	23	22

Application Sections and Subsections	# Possible	# Met
<b>Financial Plan and Capacity Proposal Summary</b>		
<p>The applicant group demonstrates organizational and financial management capacity with a qualified financial leader, a clear operational plan, and detailed staffing, recruitment, and enrollment strategies tailored to students with dyslexia. During the interview and in the application, the applicant group presented a financially viable plan supported by a history of successful fundraising, appropriate contingency planning, and budget projections that demonstrate stability. However, they did not provide documentation confirming anticipated start-up funds from New Schools for Louisiana.</p>		
Operational Management and Leadership	4	4
Student Enrollment and Recruitment	3	3
Financial Plan	10	8
<b>High School Addendum (If Applicable)</b>		
	N/A	N/A
<b>Corporate Partnerships Addendum (If Applicable)</b>		
	N/A	N/A
<b>Educational Services Provider (ESP) Addendum (If Applicable)</b>		
	N/A	N/A
<b>Virtual Operator Addendum (If Applicable)</b>		
	N/A	N/A

JEFFERSON PARISH LOCAL ANALYSIS									
Parish Demographic Information <sup>1</sup>					State Demographic Information <sup>2</sup>				
Total Population	440,781	% Black Residents	~28.0%	Total Population	4,657,757	% Black Residents	~31.0%		
Median Household Income	\$61,085	% Hispanic or Latino Residents	~18.0%	Median Household Income	\$58,229	% Hispanic or Latino Residents	~7.0%		
% of Residents Living in Poverty	17.0%	% White Residents	~47.0%	% of Residents Living in Poverty	18.9%	% White Residents	~56.0%		
% of School Age Residents	16.0%	% Other Race Residents	~7.0%	% of School Age Residents	17.2%	% Other Race Residents	~6.0%		
Proposed School Information									
School Name	Louisiana Key Academy - Jefferson		Grades Served	1-8		Total Enrollment	428		
Jefferson Parish School System Information									
Letter Grade	B	Students Served	47,496	% of Students with Economic Disadvantage	80.6%	Total Schools	74	Total Comparable Schools	64
Jefferson Parish School System Comparable School Information									
Number of Comparable Schools with A Report Card Grade	10	Number of Comparable Schools with B Report Card Grade	8	Number of Comparable Schools with C Report Card Grade	29	Number of Comparable Schools with D Report Card Grade	15	Number of Comparable Schools with F Report Card Grade	2

<sup>1</sup> [https://data.census.gov/profile/Jefferson\\_Parish\\_Louisiana?q=050XX00US22051#populations-and-people](https://data.census.gov/profile/Jefferson_Parish_Louisiana?q=050XX00US22051#populations-and-people)

<sup>2</sup> <https://data.census.gov/profile/Louisiana?q=040XX00US22#populations-and-people>

Jefferson Parish School System Comparable School Information									
Number of Comparable Schools with A Progress Rating	29	Number of Comparable Schools with B Progress Rating	26	Number of Comparable Schools with C Progress Rating	9	Number of Comparable Schools with D Progress Rating	0	Number of Comparable Schools with F Progress Rating	0
Jefferson Parish School System Comparable Individual School Information <sup>3</sup>									
School Name		Grades Served		Report Card Grade		Progress Rating		Total Enrollment	
A.C. Alexander School		K-8		B		B		563	
Airline Park Academy for Advanced Studies		K-5		A		A		436	
Alice Birney Elementary School		K-5		C		B		584	
Allen Ellender School		K-8		B		B		730	
Athlos Academy of Jefferson Parish		K-8		D		B		1011	
Bissonet Plaza School		K-8		C		A		628	
Bridgedale Elementary School		K-5		C		A		499	
Chateau Estates School		K-8		C		A		611	
Congetta Trippe Janet Elementary School		K-8		B		B		864	
Dr. John Ochsner Discovery Health Sciences Academy		K-8		B		A		741	
Ella C. Pittman Elementary School		K-5		D		A		472	
Emmett C. Gilbert School of Excellence at Ford		K-8		C		B		777	
Estelle School		K-8		D		C		521	
Fisher Middle/High School		6-12		A		A		473	
G.T. Woods School		K-8		D		C		390	
George Cox Elementary School		K-5		C		C		405	
Geraldine Boudreaux Elementary School		K-8		C		B		620	

<sup>3</sup> <https://louisianaschools.com/>

School Name	Grades Served	Report Card Grade	Progress Rating	Total Enrollment
Grand Isle High School	K-12	B	B	77
Green Park Elementary School	K-5	C	A	436
Greenlawn Terrace Elementary School	K-5	C	B	532
Gretna No. 2 Academy for Advanced Studies	K-5	A	A	353
Harahan School	K-8	B	A	385
Harold Keller Elementary School	K-5	C	A	548
Harry S Truman School	K-8	F	C	713
Haynes Academy School for Advanced Studies	6-12	A	A	870
Hazel Park/Hilda Knoff School	K-8	C	B	395
Isaac G Joseph Elementary School	K-5	D	B	459
J.C. Ellis School	K-8	B	A	581
J.D. Meisler Middle School	6-8	D	B	677
Jefferson RISE Charter School	6-12	C	A	764
Jefferson School	K-8	C	A	620
John Clancy/Joseph Maggiore Elementary School	K-5	C	A	554
John James Audubon School	K-8	C	B	592
John Q. Adams Middle School	6-8	D	B	651
Joseph C Moscona School	K-8	C	C	528
Judge Lionel R. Collins Elementary School	K-5	D	B	407
Kenner Discovery Health Sciences Academy	K-12	A	A	2264
L.H. Marrero Middle School	6-8	C	A	630
Laureate Academy Charter School	K-8	C	B	525
Leo E. Kerner Jr. Elementary School	K-5	C	A	357
Lincoln School for the Arts	K-8	C	B	482
Livaudais Middle School	6-8	D	B	747
Lucille Cherbonnier School	K-8	F	C	473

School Name	Grades Served	Report Card Grade	Progress Rating	Total Enrollment
Marie B. Riviere Elementary School	K-5	C	A	530
McDonogh 26/Homedale Elementary School	K-5	D	B	355
Metairie Academy for Advanced Studies	K-5	A	A	356
Patrick F. Taylor Science & Technology Academy	6-12	A	A	861
Paul J. Solis Elementary School	K-5	C	C	787
Phoebe Hearst School	K-5	C	B	617
Ralph J Bunche Elementary	K-5	C	A	477
Ray St. Pierre Academy for Advanced Studies	K-5	A	A	355
Rudolph Matas School	K-8	C	B	605
Ruppel Academie Francaise	K-8	A	A	362
Shirley Johnson/Gretna Park Elementary School	K-5	C	A	668
Stella Worley Middle School	6-8	D	B	231
T.H. Harris Middle School	6-8	D	C	571
Terrytown Elementary School	K-5	D	B	613
Thomas Jefferson High School for Advanced Studies	6-12	A	A	518
Tom Benson School	K-8	D	C	638
Walter Schneckenburger Elem School	K-5	B	A	339
William Hart Elementary School	K-5	C	B	336
Woodland West School	K-8	C	A	663
Woodmere School	K-8	D	B	644
Young Audiences Charter School	K-8	C	B	1066

**2025 Louisiana Department of Education Charter Application Review  
New Operator Executive Summary**

**Name of Applicant: Pine Prairie Charter**

<b>Final Recommendation</b>	
<b>Deny the application submitted by Pine Prairie Charter</b>	

<b>Non-Profit Information</b>			
<b>Non-Profit</b>	<b>Pine Prairie Charter</b>	<b>Education Service Provider (ESP)</b>	N/A
		<b># of schools operated by ESP</b>	N/A
<b>School Information</b>			
<b>School</b>	Pine Prairie Charter	<b>Parish</b>	Evangeline Parish
<b>Type</b>	Type 2	<b>Parishes Served</b>	Statewide
<b>Operator Track</b>	New Operator	<b>Year Opening</b>	2026
<b>Grade Configuration at Start</b>	K-6	<b>Grade Configuration at Scale</b>	K-12
<b>Enrollment at Start</b>	350	<b>Enrollment at Scale</b>	650

<b>Summary of Reviewed Standards for Final Recommendation</b>	
<b>Total Number of Standards</b>	111
<b>Total Number of Standards Met</b>	103
<b>Total Number of Standards Unmet</b>	8

<b>Application Sections and Subsections</b>	<b># Possible</b>	<b># Met</b>
<b>Executive Summary</b>	8	8

**Founding Team Capacity**

During the capacity interview, the applicant group demonstrated sufficient board capacity to govern the proposed school, with members articulating understanding of their oversight responsibilities. School leaders acknowledged academic concerns and offered general strategies for improvement. However, they did not demonstrate capacity to address financial and operational challenges. While not impacting the founding team capacity ratings, it should be noted that an external person who was not part of the approved interview team and who was not introduced as part of the team at the start of the interview participated in the capacity interview. The external person attempted to stay off-camera but was clearly seen and heard throughout the interview. The external person's participation violates the interview rules that were directly shared with the applicant group prior to the interview.

Application Sections and Subsections	# Possible	# Met
Founding Team Capacity	3	2
<p><b>Educational Program and Capacity Proposal Summary</b></p> <p>The applicant group seeks to locate the proposed school in Evangeline Parish and provides a clear rationale for selecting this community that is substantiated with evidence of community support. The applicant group presents an academic program that includes curricular materials and an assessment program in alignment with the state’s quality indicators. However, when describing the school’s key design elements, the applicant group does not provide evidence of success of these elements being successful with similar populations of students. Additionally, the plan for serving English learners lacks specificity, including the absence of a dedicated English language development curriculum. While not impacting the educational program and capacity ratings, it should be noted that an external person who was not part of the approved interview team and who was not introduced as part of the team at the start of the interview participated in the capacity interview. The external person attempted to stay off-camera but was clearly seen and heard throughout the interview. The external person’s participation violates the interview rules that were directly shared with the applicant group prior to the interview.</p>		
School Establishment	7	7
Academic Plan	10	9
Academic Goals	4	4
Assessments	3	3
Diverse Learners and Student Supports	6	4
Behavior Management	6	6
Parent and Community Engagement	3	3
<p><b>Organizational Plan and Capacity Proposal Summary</b></p> <p>The applicant group describes clear reporting structures and an appropriate staffing plan for the school. Additionally, the applicant group explains how the governing board will monitor progress toward the school’s academic, organizational, and financial goals—and how the board will provide appropriate oversight of the school leader (CEO) and the school’s finances. The applicant group describes the roles and responsibilities of the board; members are representative of the community where the proposed school will be located, and the board has plans in place to establish committees that support the board’s governance responsibilities. While not impacting the organizational plan and capacity ratings, it should be noted that an external person who was not part of the approved interview team and who was not introduced as part of the team at the start of the interview participated in the capacity interview. The external person attempted to stay off-camera but was clearly seen and heard throughout the interview. The external person’s participation violates the interview rules that were directly shared with the applicant group prior to the interview.</p>		
Staffing	5	5
School Leadership Team Capacity	2	2
Charter Board Governance	23	23

Application Sections and Subsections	# Possible	# Met
<b>Financial Plan and Capacity Proposal Summary</b>		
<p>The applicant group demonstrates organizational and financial management capacity, supported by a qualified leadership team, a clear operational plan, and detailed enrollment strategies designed to ensure equitable access. The financial plan includes reasonable assumptions, contingency strategies, and budgeting processes aligned with organizational goals. However, during the capacity interview, the applicant group presented a Year 5 surplus projection that was overstated by approximately \$200,000, and they did not provide documentation confirming USDA loan approval or evidence of anticipated start-up funding. While not impacting the financial plan and capacity ratings, it should be noted that an external person who was not part of the approved interview team and who was not introduced as part of the team at the start of the interview participated in the capacity interview. The external person attempted to stay off-camera but was clearly seen and heard throughout the interview. The external person's participation violates the interview rules that were directly shared with the applicant group prior to the interview.</p>		
Operational Management and Leadership	4	4
Student Enrollment and Recruitment	3	3
Financial Plan	8	5
<b>High School Addendum Summary (If Applicable)</b>		
<p>The applicant group presents a high school plan that outlines courses and programming aligned with Louisiana graduation requirements and state academic standards, including college and career readiness pathways. The plan includes Jump Start 2.0 pathways in Manufacturing; Agriculture, Food, and Natural Resources; and Architecture and Construction, as well as dual enrollment, Advanced Placement courses, and industry-based certifications tied to regional workforce needs. It is supported by career coaches and partnerships with postsecondary institutions and local employers. However, the application lacks clear budget alignment with the stated high school expenditures, including funding for CTE coursework, exam fees, and dual enrollment support.</p>		
High School	16	15
<b>Corporate Partnerships Addendum Summary (If Applicable)</b>		
Corporate Partnerships	N/A	N/A
<b>Educational Services Provider (ESP) Addendum Summary (If Applicable)</b>		
Educational Service Provider	N/A	N/A
<b>Virtual Operator Addendum Summary (If Applicable)</b>		
Virtual Operator	N/A	N/A

EVANGELINE PARISH LOCAL ANALYSIS									
Parish Demographic Information <sup>1</sup>					State Demographic Information <sup>2</sup>				
Total Population	32,350	% Black Residents	26.8%	Total Population	4,657,757	% Black Residents	~31.0%		
Median Household Income	\$42,273	% Hispanic or Latino Residents	4.1%	Median Household Income	\$58,229	% Hispanic or Latino Residents	~7.0%		
% of Residents Living in Poverty	23.0%	% White Residents	66.0%	% of Residents Living in Poverty	18.9%	% White Residents	~56.0%		
% of School Age Residents	20.7%	% Other Race Residents	7.2%	% of School Age Residents	17.2%	% Other Race Residents	~6.0%		
Proposed School Information									
School Name	Pine Prairie Charter		Grades Served	K-12		Total Enrollment	650		
Evangeline Parish School System Information									
Letter Grade	B	Students Served	5,293	% of Students with Economic Disadvantage	76.1%	Total Schools	13	Total Comparable Schools	13
Evangeline Parish School System Comparable School Information									
Number of Comparable Schools with A Report Card Grade	0	Number of Comparable Schools with B Report Card Grade	7	Number of Comparable Schools with C Report Card Grade	4	Number of Comparable Schools with D Report Card Grade	2	Number of Comparable Schools with F Report Card Grade	0

<sup>1</sup> [https://data.census.gov/profile/Evangeline Parish, Louisiana?q=050XX00US22039](https://data.census.gov/profile/Evangeline%20Parish,%20Louisiana?q=050XX00US22039)

<sup>2</sup> <https://data.census.gov/profile/Louisiana?q=040XX00US22#populations-and-people>

Evangeline Parish School System Comparable School Information									
Number of Comparable Schools with A Progress Rating	4	Number of Comparable Schools with B Progress Rating	6	Number of Comparable Schools with C Progress Rating	3	Number of Comparable Schools with D Progress Rating	0	Number of Comparable Schools with F Progress Rating	0
Evangeline Parish School System Comparable Individual School Information <sup>3</sup>									
School Name		Grades Served		Report Card Grade		Progress Rating		Total Enrollment	
Basile High School		5-12		B		B		432	
Bayou Chicot Elementary School		K-8		B		A		653	
Chataignier Elementary School		PK-8		C		A		368	
Evangeline Reimagine Academy		6-8		D		B		175	
James Stephens Montessori School		PK-8		B		B		421	
Mamou Elementary School		PK-4		B		A		386	
Mamou High School		9-12		B		B		436	
Mamou Junior High		5-8		C		C		283	
Pine Prairie High School		PK-4, 9-12		B		B		755	
Vidrine Elementary School		PK-8		C		B		367	
Ville Platte Elementary School		PK-5		D		A		314	
Ville Platte High School		9-12		C		C		409	
W. W. Stewart Elementary School		PK-4		B		C		294	

<sup>3</sup> <https://louisianaschools.com/>



# LOUISIANA DEPARTMENT OF EDUCATION

## MATERIAL AMENDMENT REQUEST FORM FOR BESE-AUTHORIZED CHARTER SCHOOLS

**NON-PROFIT ORGANIZATION:** GEO Academies LA

**BOARD PRESIDENT/CHAIRPERSON:** Tony Davis

**SCHOOL(S) FOR WHICH AMENDMENT IS REQUESTED:** GEO Prep Baker

**CHARTER TYPE:**                                     Type 2       Type 4       Type 5

**A. Please indicate the type(s) of amendment requested by checking the appropriate box(es) below:**

### MATERIAL AMENDMENTS

A material amendment makes substantive changes to a charter schools governance, operational, or academic structure. If not specifically deemed a non-material amendment in BESE policy or in the charter contract, an amendment is considered material. Material amendments require BESE approval by majority vote unless the school and the content of the amendment meet the requirements listed in Section D of this document.

- |                                     |  |
|-------------------------------------|--|
| <input type="checkbox"/>            | Changes in the legal status or management, including the structure of the governing board, a corporate partnership, or assignment of or changes in management organization |
| <input type="checkbox"/>            | Changes in grade levels served   |
| <input type="checkbox"/>            | Changes in student enrollment which result in enrollment in excess of 120% of the total number of students set forth in the school's charter, if applicable                |
| <input type="checkbox"/>            | Changes in admission procedures or criteria, if applicable   |
| <input type="checkbox"/>            | Changes in any option expressed in the charter contract exhibit with respect to collective bargaining  |
| <input checked="" type="checkbox"/> | Changes in school location for Type 2 charter schools  |
| <input type="checkbox"/>            | Other, (please explain in Section B below)   |

**B. Please provide a rationale for each of the proposed amendments indicated above, not to exceed one page per amendment. Include any supporting documentation as an attachment.**

GEO Prep Baker is moving locations from 13855 Plank Road, Baker, LA to the former White Hills Elementary School located at 5300 Bentley Dr., Baker, LA. White Hills Elementary will provide increased classroom space for our expanding school and is less than three miles from our previous location.

Louisiana Believes



# LOUISIANA DEPARTMENT OF EDUCATION

**C.** If requesting an amendment to any of the following parts of the charter school contract, please attach an updated version of that document. Templates for each of the following can be found below.

- **Teachers' Retirement System of Louisiana Option**
- **Collective Bargaining Option**
- **Enrollment Projection Table** (if increasing enrollment or adding new grades served)

**D.** Please include a copy of the board minutes authorizing the material amendment request.

I certify that I have the authority to submit this Charter Contract Amendment Request Form and that all information contained herein is complete and accurate. I understand that material amendments are not considered approved until the Board of Elementary and Secondary Education (BESE) or the Louisiana Department of Education (pursuant to Section 1903(E) of *Bulletin 126, Charter Schools*) officially approves this request, and that non-material amendments are considered approved only after BESE expresses no objection within 10 days of receiving the request during an official meeting. I understand that if this request is not received within the timeframe for inclusion on the current month's BESE meeting agenda, it will be added to the agenda of BESE's next regularly scheduled meeting for consideration. I also understand that this document does not constitute an amendment and that a proposed material amendment approved by BESE shall only be binding on the parties to the charter contract in accordance with the terms and conditions contained in an amendment signed by BESE and the charter operator. I understand that the LDOE may request additional documentation during the material amendment request process in order to fully investigate and understand the request.

**Signature of Board President/Chairperson:** *Tony Davis*

**Date:** 7/11/2025

**Submission Instructions:** Schools must submit the material amendment request form with all required supporting documentation as one submission by email to [charters@la.gov](mailto:charters@la.gov), ensuring that they copy their EPC. Amendments may be submitted at any time, but will be reviewed in a Fall and Spring window in September and February respectively.

*Louisiana Believes*

# GEO Academies: GEO Academies Louisiana

## Minutes

### Board Meeting

---

#### Date and Time

Thursday July 10, 2025 at 3:30 PM

---

#### Directors Present

E. Piper, J. Dunnam, J. Ready, K. Moore, T. Davis

#### Directors Absent

S. Goudeau

#### Guests Present

C. Ebey, D. Teasley (remote), Jamal Abdulrasheed (remote), K. Forbes, K. Pitts (remote)

---

### I. Opening Items

#### A. Record Attendance

#### B. Call the Meeting to Order

T. Davis called a meeting of the board of directors of GEO Academies: GEO Academies Louisiana to order on Thursday Jul 10, 2025 at 3:35 PM.

#### C. Approve Minutes

J. Ready made a motion to approve the minutes from GEO LA Board Meeting on 06-26-25.

K. Moore seconded the motion.

The board **VOTED** unanimously to approve the motion.

### II. Superintendent's Report

#### A. Update regarding GEO Prep Baker

Discussion around GEO Prep Baker.

### III. Other Business

#### A. Approval of the lease agreement with East Baton Rouge Parish Schools

J. Dunnam made a motion to Approve the lease as presented.

J. Ready seconded the motion.

The board **VOTED** unanimously to approve the motion.

#### B. Discussion and Approval to Submit a Material amendment to move the school's location to the former White Hills Elementary School (5300 Bentley Dr., Baker, LA.)

J. Dunnam made a motion to Submit the material amendment to BESE to reflect GEO Prep Baker's move from 13855 Plank Road to 5300 Bentley Drive, Baker, LA 70802 effective July 1, 2025.

K. Moore seconded the motion.

It is noted that the Bentley Dr. location is owned by East Baton Rouge School Board and is the form White Hills Elementary School location.

The board **VOTED** unanimously to approve the motion.

### IV. Closing Items

#### A. Adjourn Meeting

There being no further business to be transacted, and upon motion duly made, seconded and approved, the meeting was adjourned at 3:42 PM.

Respectfully Submitted,

C. Ebey

# Consideration of the 2025-2026 Request for Applications and Timeline and Common Charter Application Framework




# Common Charter Application

BESE *Bulletin 126-Charter Schools*, states that:

- BESE shall approve at least one charter cycle per year.
- A framework of all BESE requests for applications must be submitted to BESE by LDOE prior to the release of the request.
- The application shall consist of questions in the following areas: executive summary, education program design and capacity, organizational plan and capacity, and financial plan and capacity.
- Each local school board shall use a common charter application developed by LDOE and approved by BESE.

# Louisiana Charter School Types: Locally Authorized

Charter Type	Definition	Authorizer	Governance
Type 1	A new school operated as a result of a charter between the nonprofit corporation created to operate the school and a local school board.	Local School Board	Non-profit Board of Directors
Type 3	A preexisting public school converted and operated as the result of and pursuant to a charter between a nonprofit corporation and the local school board.	Local School Board	Non-profit Board of Directors
Type 3b	A former Type 5 charter school transferred from the Recovery School District to the administration and management of the transferring local school system.	Local School Board	Non-profit Board of Directors



# Louisiana Charter School Types: BESE Authorized

Charter Type	Definition	Authorizer	Governance
Type 2	A new school or a preexisting public school converted and operated as the result of a charter between the nonprofit corporation created to operate and BESE.	BESE	Non-profit Board of Directors
Type 4	A preexisting public school converted and operated or a new school operated as the result of and pursuant to a charter between a local school board and BESE.	BESE	Local School Board
Type 5	A preexisting public school transferred to the Recovery School District (RSD) as a school determined to be failing pursuant to state statute and operated as the result of and pursuant to a charter between a nonprofit corporation and BESE	BESE	Non-profit Board of Directors

# Application Components

*Bulletin 126-Charter Schools, §515.* Application Components for BESE-Authorized Charter Schools, outlines the required components of the common charter school application:

- The charter school application questions for all types of charter schools shall address all required application components
- If the school intends to contract with an educational service provider, the application shall require additional information
- If the school intends to contract with a corporate partner, the application shall require additional information
- If the school intends to contract as a virtual operator, the application shall require additional information

# Application Components: Sample Questions

<i>Bulletin 126 Component</i>	<i>Corresponding Application Question</i>
<p><a href="#">§515.D.11</a>: The school plan for identifying and successfully serving students with disabilities, English language learners, students who are academically behind, and gifted and talented students, as applicable, in order to comply with applicable laws and regulations.</p>	<p>Discuss the school's plans for identifying and successfully serving students with disabilities, English language learners, and students who are academically behind, in order to comply with applicable laws and regulations.</p>
<p><a href="#">§515.D.17</a>: Procedures for parents and staff to file complaints and for the charter to respond.</p>	<p>Appendix 6. Provide a draft grievance policy.</p>

# Common Charter Application: Updates

In the summer of 2024, LDOE Office of School Choice engaged with several stakeholders to garner input on the charter application and overall RFA process. LDOE reviewed the input and made improvements to the application and process.

## Stakeholders Consulted:

- LDOE Internal Review Committee
- National Association of Charter School Authorizers (NACSA)
- Louisiana Association of Public and Charter Schools (LAPCS)
- New Schools Louisiana, New Schools of Baton Rouge, and New Schools for New Orleans

# Common Charter Application: Updates

- Continuation of two application cycles for BESE Consideration: Annual RFA and Mid-Year RFA timelines
- No major revisions from 2024-2025 application revision

# 2025-2026 Annual Charter School Application Process Timeline

## *To begin operation in 2026-27*

Date	Annual RFA Process
August 25, 2025	LDOE releases common application and toolbox with application resources.
September 8, 2025	Local school authorizers release Charter Request for Applications, Timeline, Process, and Point of Contact.
October 20, 2025	Local school boards submission deadline for the full application for Type 1 and Type 3 applicants.
November 7, 2025	Local school boards notify LDOE and state legislators of charter applications received within each district.
January 29, 2026	Local school boards deadline to consider Type 1 and Type 3 charter applications.
January 30, 2026	Local school boards notify LDOE of board recommendations.
March 30, 2026	LDOE submission deadline for the full application for Type 2 and 4 applicants.
August 18, 2026	BESE considers Types 2 and 4 applications for new charter schools.


# 2026 Mid-Year Charter School Application Process Timeline

## *To begin operation in 2027-28*

Date	Annual RFA Process
June 1, 2026	LDOE application opens for Type 2 and 4 applicants.
June 8, 2026	Letters of Intent are due to LDOE.
July 6, 2026	Eligibility determination forms are due to LDOE.
July 20, 2026	LDOE submission deadline for the full application for Type 2 and 4 applicants.
September/October 2026	Capacity interviews for Type 2 and 4 applicants are conducted by 3rd Party Reviewer.
December 8, 2026	BESE considers Type 2 and 4 applications for new charter schools.



# 2025-2026 Charter School Application (New Operator)



# Introduction

---

The Louisiana State Board of Elementary and Secondary Education (BESE) is the administrative body for all Louisiana public elementary and secondary schools. BESE also performs certain administrative functions for the state’s nonpublic elementary and secondary schools. BESE adopts regulations and enacts policies governing the operations of the schools under its jurisdiction and exercises budgetary oversight of their educational programs and services.

Louisiana serves nearly 800,000 students within 164 Local Education Agencies (LEAs). The students of Louisiana are diverse and thus, shall be provided with school choice options that best fit their individual needs. The graphics below provide more detail on the student demographics.

DATA POINT	NUMBER
Local Education Agencies (LEAs)	166
Public and Nonpublic Schools	1,700
Public and Nonpublic Students	783,702
English Learners*	5.4%
Economically Disadvantaged*	71.7%
Students with Disabilities**	14%
Publicly-Funded Early Childhood Sites	1,455
Publicly-Funded Early Childhood Children	33,680

\* Public school students only.

\*\* Public school students as well as nonpublic school students served by an LEA but not enrolled in a Louisiana public school.

Data as of October 2024.

# Current Portfolio

The charter school law (La. R.S. 17:3971 et seq.) was enacted by the Louisiana Legislature to create a structure whereby city, parish, and other local public school boards and BESE can authorize the creation of innovative schools for students in Louisiana.

In Louisiana, the purposes of charter schools include providing opportunities for educators and others interested in educating pupils to form, operate, or be employed within a charter school, with each such school designed to accomplish one or more of the following objectives as cited in [Bulletin 126 - Charter Schools](#):

1. Improve pupil learning and, in general, the public school system;
2. Increase learning opportunities and access to quality education for pupils;
3. Increase educational opportunities for students in formerly failing schools;
4. Increase learning opportunity choices for parents and students;
5. Encourage the use of different and innovative teaching methods and a variety of governance, management, and administrative structures;
6. Require appropriate assessment and measurement of academic learning results;
7. Account better and more thoroughly for educational results;
8. Create new professional opportunities for teachers and other school employees, including the opportunity to be responsible for the learning program at the school site;
9. Provide competition within the public school system to stimulate continued improvement in all public schools; and/or
10. Expand the capacity of the public school system.

# Charter Types

There are six types of charter schools in Louisiana, outlined in the table below. The oversight for Type 1, 3, and 3B charter schools lies with the local district by which the schools are authorized, while the Louisiana Department of Education (LDOE) is directly responsible for the oversight of Type 2, 4, and 5 charter schools.

**BESE accepts applications for Type 2, Type 4, and Type 5 charter schools, and local charter authorizers accept applications for Type 1, Type 3, and Type 3b charter schools, each of which have specific pathways and requirements for submission:**

CHARTER TYPE	DEFINITION
Type 1	A new school operated as a result of and pursuant to a charter between the nonprofit corporation created to operate the school and a local school board.
Type 2	A new school or a preexisting public school converted and operated as the result of and pursuant to a charter between the nonprofit corporation created to operate and BESE.
Type 3	A preexisting public school converted and operated as the result of and pursuant to a charter between a nonprofit corporation and the local school board.
Type 3b	A former Type 5 charter school transferred from the Recovery School District (RSD) to the administration and management of the transferring local school system.
Type 4	A preexisting public school converted and operated or a new school operated as the result of and pursuant to a charter between a local school board and BESE.
Type 5	A preexisting public school transferred to the Recovery School District (RSD) as a school determined to be failing pursuant to state statute and operated as the result of and pursuant to a charter between a nonprofit corporation and BESE.

# Operator Tracks

An applicant shall choose to be considered as one of the two operator tracks, based upon the requirements set forth.

TRACK	REQUIREMENTS
<b>New Operator</b>	<ul style="list-style-type: none"> <li>Nonprofit organization whose primary members (founder and/or proposed school leader) do not have prior experience in leading or managing a public school; and</li> <li>Who do not intend to employ an educational service provider (ESP) with prior experience in leading or managing public schools.</li> </ul>
<b>Experienced Operator</b>	<ul style="list-style-type: none"> <li>Nonprofit organizations whose primary members (founder and/or proposed school leader) have prior experience in leading or managing a single public school; <b>and/or</b></li> <li>Nonprofit organizations which have operated more than one charter school; <b>and/or</b></li> <li>Nonprofit organizations which intend to employ an education service provider (ESP) which has operated more than one charter school.</li> </ul>

\*Experience leading or managing public schools is defined as one complete academic year.

# Application Submission Directions

All applicants must carefully read each of the sections and associated questions.

Charter applications must demonstrate all of the following formatting requirements:

- Include the completed LDOE Overview Template, saved as an Excel document using the following convention:
  - Non-Profit Name\_Proposed School Name\_Overview Template\_LDOE\_Date of Submission;

Typewritten in 11-point Arial or Times New Roman font;

- One-inch margins with a header showing the proposed charter school's name and a footer showing consecutive page numbers and date of submission to LDOE;
- Does not exceed a maximum of 65 single-sided pages (no double-sided pages), not including Executive Summary.
  - Attachments, or appendices and other supporting documents (200 page maximum);
- Questions are answered in the order in which they appear in the application;
- Create a cover sheet before each attachment within the application PDF;
- There shall be one .pdf application submitted including all labeled attachments, using the following conventions:
  - Non-Profit Name\_Proposed School Name\_Full Application\_LDOE\_Date of Submission;
- All background checks shall be submitted as a single .pdf using the following conventions:
  - Non-Profit Name\_Proposed School Name\_Background Checks\_LDOE\_Date of Submission;
- Upon submission, applications may be reviewed for incidences of plagiarism. It is the responsibility of the charter applicant to ensure proper citation and acknowledgement of any sources included within the application. Any charter application found to be plagiarized may be subject to disqualification. Charter school applicants found to be in violation of these requirements may be deemed ineligible for consideration of charter school approval.

\*Attachments and/or appendices should be included only if explicitly requested in the application question.

## Public Disclosure

All charter school proposals submitted to LDOE are considered public records, pursuant to the Louisiana Public Records Law, LSA-R.S. 44:1 et seq., and are subject to public release.

# Application Timelines

## 2025-2026 Annual RFA Timeline

Action	Date
LDOE releases common applications and toolboxes with application resources.	August 25, 2025
Local school authorizers release Charter Requests for Applications, Timeline, Process, and Point of Contact.	September 8, 2025
Local school boards submission deadline for the full application for Type 1 and Type 3 applicants.	October 20, 2025
Local school boards notify LDOE and state legislators of charter applications received within each district.	November 7, 2025
Local school boards deadline to consider Type 1 and Type 3 charter applications.	January 29, 2026
Local school boards notify LDOE of board recommendations.	January 30, 2026
LDOE application opens for Type 2, 4, and 5 applicants.	February 2, 2026
Letters of Intent due to LDOE.	February 9, 2026 (5 p.m.)
Eligibility Determination Forms Due.	March 9, 2026 (5 p.m.)
LDOE submission deadline for the full application for Types 2, 4, and 5 applicants.	March 30, 2026 (5 p.m.)
Capacity Interviews for Type 2, 4, and 5 applicants conducted by 3rd party.	May/June 2026
BESE considers the department's recommendation for approval or denial of Type 2, 4, and 5 charters.	August 18, 2026

## 2026 Mid-Year RFA Timeline

Action	Date
LDOE application opens for Type 2, 4, and 5 applicants.	June 1, 2026
Letters of Intent due to LDOE.	June 8, 2026 (5 p.m.)
Eligibility Determination Forms Due.	July 6, 2026 (5 p.m.)
Application deadline to LDOE.	July 20, 2026 (5 p.m.)
Capacity Interviews for Type 2, 4, and 5 applicants conducted by 3rd party.	October 2026
BESE considers the department's recommendation for approval or denial of Type 2, 4, and 5 charters.	December 8, 2026

# Assurances Form

Please provide your assurances to the following items. Your responses serve as an attestation to fulfilling the following provisions if the application is approved.

If the answer to any item below is “No”, please submit a statement of explanation as an attachment.

ASSURANCES		YES	NO
1	The school and/or charter board is organized as a nonprofit corporation under Chapter 2 of Title 12 of the Louisiana Revised Statutes, Nonprofit Corporation Law.		
2	The school and/or governing organization is currently registered as a nonprofit corporation and is listed as in good standing with the Louisiana Secretary of State.		
3	The school is not affiliated with any religious organization and does not support nor engage in any religious activities.		
4	The school and/or governing organization does not have any liens, litigation history, and/or sanctions from any local, state, and/or federal regulatory agency against the nonprofit corporation.		
5	The school and/or governing organization does not have the same or substantially the same board of directors and/or officers as an existing private school.		
6	The school does not draw a substantial portion of the employees from an existing private school.		
7	The school does not receive a substantial portion of assets or property from an existing private school.		
8	The school is not located at the same site as an existing private school.		
9	The school will not create barriers of access to enrollment in accordance with <i>Brumfield v. Dodd</i> , 405 F. Supp. 528 (E.D. La. 1977).		
10	The school will provide free transportation to students as stipulated in the Charter Operating Agreement.		
11	The school charter includes provisions regarding the safety and security of the school.		
12	The school charter includes provisions regarding the inspection and operation of all fire prevention and safety equipment at the school.		
13	The school charter includes a plan for collecting data in accordance with R.S. 17:3911.		
14	The school charter includes personnel policies and employment practices applicable to the school's officers and employees.		
15	The school charter includes provisions regarding liability issues.		
16	The school charter includes employee grievance processes and policies.		
17	(Beginning August 1, 2024) Each president of a BESE authorized charter board shall participate in at least one hour of board governance, special education, and financial management training within one year of assuming the role.		
18	(Beginning June 1, 2025) Each new member of the board of directors of a BESE authorized		

	charter operator shall participate in at least one hour of board governance, special education, and financial management training within one year of appointment to the board.		
19	The charter school will ensure fiscal responsibilities per R.S. 17:3981.		
20	Charter schools will follow applicable state laws regarding the completion of approved numeracy skills per LAC28:CV.511, R.S. 17:24.13.		
21	Charter schools will follow applicable state laws regarding the display of the national motto per R.S. 17:262.		

## Certification

I certify that I have the authority to submit this application and that all information contained herein is complete and accurate, realizing that any misrepresentation could result in disqualification from the application process or revocations after award.

Name of Board Chair, Charter Governing Board:	
Signature of Board Chair: X	Date:

# Charter Request for Applications 2025-2026 New Operator Application

## Executive Summary

The executive summary shall not be longer than two pages and will not be included in the total page count.

1. **Mission and Vision.** State the mission and vision of the proposed school. The mission is a statement of the fundamental purpose of the school, describing why it exists. The vision statement outlines how the school will operate and what it will achieve in the long term. The mission and vision statement provides the foundation for the entire proposal. The mission and vision statement, taken together, should:
  - a. Identify the students and community to be served;
  - b. Illustrate what success will look like; and
  - c. Align with the purposes of the state charter school law admission requirements (Louisiana R.S. 17:3991).
2. **Anticipated Student Population and Educational Need.**
  - a. Describe the community in which the school will be located (including proposed physical address, if known, and jurisdiction) and anticipated student population the school seeks to serve.
  - b. Based on your outreach, research, and understanding of the community and students you seek to serve, what are the main challenges to the success of the students in the community you seek to serve? What does your proposed school intend to do to address these challenges?
3. **Education Plan.** Provide an overview of the education program of the proposed school, including major instructional methods.
  - a. Specify the grade levels to be served each year for the full term of the contract.
  - b. Provide the minimum budgeted and maximum enrollment per grade level per year for the term of the contract.
  - c. Summarize what the proposed school would do more effectively than the schools that are now serving the targeted population.
  - d. If virtual, please see the addendum for additional questions.
4. **Impact.** Explain how the proposed program will positively impact student outcomes fulfilling one or more of the purposes specified in charter school law and Bulletin 126.
5. Applicant groups that have submitted charter applications to the LDOE previously, list the dates of previous submissions.
  - a. Explain how you have taken the feedback from previous evaluations to reflect and revise the application.
  - b. Address the deficiencies identified in the most recent evaluation and describe the changes made.
  - c. Describe any changes to board leadership or school leadership since the most recent application.

# Educational Program and Capacity

## School Establishment

6. Provide a clear and concise overview of the community you seek to serve, highlighting elements critical to success in serving the intended population.
  - a. Provide the applicant's rationale for selecting the community;
  - b. Performance of local schools in the community that serve a similar student population;
  - c. How the proposed school would serve the community you seek to serve more effectively than the schools that are now serving the intended community; and
  - d. Explanations of any partnerships or contractual relationships central to the school's operations or mission.
7. Provide an overview of the student population you anticipate serving based on the local demographics in the proposed school, which includes:
  - a. Racial and socioeconomic demographics;
  - b. Percentage of special education students;
  - c. Percentage of English Learners; and
  - d. Percentage of homeless students.
8. Provide a narrative description of the way in which stakeholders in the intended community were engaged regarding the proposed charter school, the depth of support from community stakeholders, as well as any opposition to the school.
  - a. Description of the stakeholders engaged.
  - b. Strategies used to solicit community input regarding the educational and programmatic needs of students and the plan to meet those needs.

**Appendix 1:** Submit documents that provide evidence of community support (e.g. letters of support from community stakeholders, emails with evidence of support, engagement sign-in sheets, and/or survey results. Please refrain from submitting signed petitions. Include a cover sheet with a table that identifies each document included with the evidence for this request, its page number, and a brief description of the document.

## Academic Plan

9. Provide a clear and concise overview of the proposed school model, highlighting the key design elements of the school model critical to its success in serving the intended student population, including:
  - a. The key design elements that reflect the school's mission and vision.
  - b. A clear rationale for the school model and key design elements, citing research and evidence of success for improving academic achievement with similar student populations, or for innovative or untested models, a strong rationale for the likelihood of success.
10. In Louisiana, charter schools are able to select their own curriculum and purchase instructional materials that are best for their students.
  - a. Provide evidence that the selected curriculum meets Louisiana grade progression and ultimately graduation requirements and sets students up to master Louisiana state standards.
  - b. Provide evidence that the selected curriculum aligns to quality indicators of the instructional materials review rubrics.
  - c. If applicable: Provide a narrative description of the materials that will be used to teach other content that is critical to the mission/vision of the school if the school has a specific academic focus (Ex. STEM).

11. Provide a detailed hybrid learning plan that includes the following:
  - a. Circumstances under which this plan would be implemented;
  - b. A plan to acquire and disseminate technology to students;
  - c. A plan to track and monitor attendance in a virtual setting;
  - d. Identification of the Learning Management System (LMS) to be employed;
  - e. A plan to provide training and technical support on the LMS to staff, families, and students; and
  - f. A plan to communicate with staff, families, and students virtually.

## Academic Goals

12. List and provide a detailed description of the charter school's measurable academic goals aligned to LEAP 2025, ACT, and graduation rate (as applicable) reflecting where the school envisions itself academically for each of the first five years of operation taking into consideration the proposed student population, including:
  - a. How the proposed school will establish baseline data;
  - b. A plan for collecting data in accordance with R.S. 17:3911;
  - c. A plan to establish student performance goals; and
  - d. Core components of professional development and how these components will support effective implementation of the educational program.

## Assessments

13. Describe the primary diagnostic, formative, and summative assessments the school will use to evaluate student knowledge and skills. This response should:
  - a. Describe each assessment's purpose, design, format, and rationale for its selection;
  - b. If adopting or developing additional academic standards beyond state and authorizer standards, explain the types of standards (content area), the development process, and how these additional standards exceed the state and authorizer standards;
  - c. Provide exit standards that clearly set forth what students will know and be able to do.
  - d. Describe how the school will collect and analyze assessment results; and
  - e. Describe how instructional leaders and teachers will use the assessment data to inform programmatic and instructional planning decisions and adjust instruction, curricula, and professional development.

## Diverse Learners and Student Supports

14. Discuss the school's plans for identifying and successfully serving students with disabilities (SWDs), English language learners (ELs), students who are academically behind, and students who are academically advanced in order to comply with applicable laws and regulations.

## Behavior Management

15. Describe approach to student discipline, behavior intervention, and classroom management. Highlight key policies, systems, and structure related to these areas, including:
  - a. Describe how the school will communicate its approach and related policies to students and families;
  - b. Explain interventions and consequences the school will use as alternatives to exclusionary discipline;
  - c. Explain disciplinary policies and procedures for all students, including students with exceptionalities, that incorporate research-based discipline practices, in accordance with R.S. 17:252;
  - d. The system the school will use to monitor the suspension and expulsion and the approach that will be taken if data suggests disproportionate or over-identification of any sub group; and
  - e. The supervision plan for the alternate setting of suspended/expelled students.

**Appendix 2:** Provide a draft School Model Master Plan (in accordance with R.S. 17:252).

## Parent and Community Engagement

16. How will the school engage parents/guardians and the community once it's open, including:
  - a. How the school will build strong family-school partnerships to engage parents/guardians throughout the life of the charter and
  - b. Formalized mechanisms to ensure parents/guardians and the community are involved in decision making and have opportunities to provide regular feedback to the school leader and charter board.

**Appendix 3:** Provide a draft Grievance Policy.

# Organizational Plan and Capacity

## Staffing

17. Provide a clear description of the roles and responsibilities for the governing board, school's leadership, management team, and any other entities. If the charter board intends to contract or partner with an entity for management or educational service provider (ESP), complete the ESP addendum.
18. Provide a narrative explaining the organization's lines of reporting and accountability, the rationale of how this structure supports the proposed school model, and the roles of any contracted management or partner organizations.
19. Provide the teacher-student ratio, as well as the ratio of total adults to students for the school.
20. Outline the school's procedures for hiring and dismissing school personnel, including conducting criminal background checks.
21. Explain how the school intends to handle teacher changes /turnover.

## School Leadership Team Capacity

All responses in this section must speak specifically to the proposed school leadership team that includes instructional, operational, and financial leadership. Specifically, this should be the senior most individuals of the team in each of these areas. For new operators, a school leader must be identified. If other senior leadership roles have not yet been filled, provide a copy of the job description outlining the role and required experience.

**Appendix 4:** Provide the resume for every member of the proposed school leadership team. Provide a table for each member that includes their name, proposed role, expertise, and bullet-point rationale. Please note all information provided in the resume are subject to the Louisiana Public Records law.

## Charter Board Governance

22. Provide the board member roster including each person's role, a brief description of major responsibilities, and their expertise area (academics, finances, legal issues, management and operations, and/or community relations).

**Appendix 5:** Provide the resume for every member of the charter board. Please note all information provided in the resume are subject to the Louisiana Public Records law.

23. Identify any existing relationships that could pose actual or perceived conflicts if the application is approved. Discuss specific steps that the board will take to avoid any actual conflicts and to mitigate perceived conflicts, in accordance with the Louisiana Board of Ethics' Ethics Code. If partnering with an ESP, specify how the board will identify any perceived conflicts of interest between the board and the proposed ESP or affiliated business entity and the steps that the board will take to mitigate the perceived conflict. Disclose and explain any existing or perceived conflicts of interest between the board and the proposed ESP or affiliated business entity.
24. Describe the process to effectively demonstrate that board members understand that a charter board is a governing board. Name the safeguards that will be in place to prevent the charter board from being too involved in the day-to-day management operations. Describe the governance structure and duties of the charter board. Describe any committees, advisory bodies, or councils and their roles and responsibilities. Explain how the proposed structure will ensure accessibility to staff, community, and families.
25. List and provide a detailed description of the charter school's measurable organizational and financial goals for each of the first five years of operation.

26. Explain how the board will monitor the academic, organizational and financial goals stated within the application, including actions that will be employed if the school is trending toward not meeting goals.
27. Provide an explanation of how the board will evaluate the school leader/CEO, monitor progress toward renewal standards, and actions that will be employed if the school is trending towards not meeting renewal standards, including:
  - a. The information the board will collect;
  - b. The specific measures and metrics to be used; and
  - c. The timeline and frequency of evaluation.
28. Describe the management and accounting practices to be employed for financial planning, accounting, purchasing, and payroll that the school and board will utilize. Explain how these plans will sustain the financial health of the organization and ensure legal compliance with any requirements (including audits) and restrictions for the use of public funds, including:
  - a. Identifying how the board will monitor the school's financial position and
  - b. Describing what financial controls the organization will have in place at the central and school level to ensure long term financial viability.
29. Describe the plan for the training and development of new members and continuing members.
30. Specify how frequently the board plans to meet. Describe the procedures that will be in place to ensure compliance with the Open Meetings Laws and Open Records Act.

**Appendix 6:** Provide a draft of the proposed charter board's governing bylaws.

# Financial Plan and Capacity

## Operational Management and Leadership

31. Describe the applicant team's individual and collective qualifications for implementing the Operations Plan successfully, including capacity in the areas of: staffing, professional development, performance management, general operations, and facilities management.
32. Describe how the school will manage its non-academic services once it opens and who will be responsible for overseeing which operational aspects of the school, including transportation, food services, facilities, purchasing processes, student records and school safety. State specifically how transportation will be designed to meet the needs of the special population subgroup (economically disadvantaged students and students with disabilities). You may use a table if applicable.

## Student Enrollment and Recruitment

33. Explain the plan for student recruitment and marketing that will provide access to interested students and families. Specifically, outreach for families in poverty; academically low-achieving students; students with disabilities; and other youth at risk of academic failure.

## Financial Plan

34. Provide a detailed explanation for all revenue sources outside of state and federal funds such as philanthropy, student fees, grants, etc., and specify what is committed or anticipated revenue.
35. Provide a narrative describing a contingency plan in the event that the actual revenues are lower or expenses are higher than anticipated in the financial model.
36. Do you plan to use a financial manager or back office service provider? If the entity that will provide your financial services has been chosen, provide the name and a description of services. If it is an individual financial manager, provide the resume as **Appendix 7**. Please note all information provided in the resume are subject to the Louisiana Public Records law.
37. Explain the process the school will use to develop its annual budget including:
  - a. Who will be involved;
  - b. How needs will be identified and weighed.
  - c. For virtual, include the process for recruiting and hiring virtual staff and serving students who require in-person intervention and related services.

**Appendix 8:** Provide a list of the types of insurance coverage the school will secure, a brief description of each, and describe the levels of coverage. Types of insurance should include worker's compensation, liability, property, indemnity, directors and officers, automobile, and other. Include provisions regarding the inspection and operation of all fire prevention and safety equipment at the school.

## High School Addendum (If Applicable)

For applicants proposing high school grades, the following questions must be completed. The high school addendum must not exceed 5 pages (excluding appendices).

1. In addition to core content offerings and graduation requirements, are there other classes or courses the proposed school will offer? If so, explain how these offerings align with the proposed school model and mission and how they will benefit the intended student population.
2. What diploma pathways, Jump Start 2.0 pathways, early access to college credit will the proposed school offer? Additionally:
  - a. Describe the plan to ensure that all students can meet the requirements of the given college and/or career preparatory program in four years or less (five for Transitional 9th-grade students);
  - b. Describe the reasoning for choosing the college and/or career preparatory program or curricula for your proposed school, including resulting post-secondary opportunities available to participating students, internships, additional teacher training/certification requirements, and the degree to which the chosen program will realistically result in post-secondary readiness and success;
  - c. Provide a description of the process by which students will select their desired diploma pathway;
  - d. What supports will be offered to students in their selection process; and
  - e. Methods by which the school will guarantee access for all students.

**Appendix 9:** Provide an outline of course offerings by diploma type(s) offered at the proposed school by grade level for the first five years of operation.

3. Identify the Advanced Placement course offerings, International Baccalaureate, Dual Enrollment, ACT preparation, and Career and Technical Education courses you will offer to students, as well as a rationale for choosing these programs/curricula.

**Appendix 10:** Using a table, identify the Advanced Placement course offerings, International Baccalaureate, Dual Enrollment, ACT preparation, and Career and Technical Education courses you will offer to students by grade level during the first five years of operation.

4. What Industry-Based Certificate assessments will be offered to students on a Jump Start 2.0 pathway and provide rationale for these selections. Additionally:
  - a. Describe the reasoning for those selections including the alignment to in-demand occupations;
  - b. How those selections will result in career opportunities for the proposed student population;
  - c. The use of community resources (if applicable); and
  - d. How the budget will support the additional training and/or certifications needed.
5. Describe how students will have access to [Internships, Cooperative Education, or Fast Forward Registered Apprenticeship On the Job Training](#).
6. Explain what systems and structures the school will implement for students at risk of dropping out.

## Corporate Partnerships Addendum (If Applicable)

For all applicants proposing a corporate partnership, the following must be completed. The page limit for the Corporate Partnerships Addendum is 3 pages (excluding appendices).

**Appendix 11:** Describe any proposed corporate partnerships, as specified in La. Bulletin 126, Ch. 39. Provide a Letter of Intent of the intended partner organization.

## Educational Services Provider Addendum (If Applicable)

For all applicants intending to contract with an Educational Service Provider (ESP), the following must be completed. The page limit for the Educational Services Provider (ESP) Addendum is 5 pages (excluding appendices).

1. Provide rationale for consideration of an ESP not already partnered with the non-profit organization, including:
  - a. List of all companies/organizations considered;
  - b. Evaluation of all companies/organizations considered;
  - c. Rationale for selected provider; and
  - d. Provide evidence of the service provider's success in serving the intended student population, including demonstrated academic achievement, fiscal responsibility, and organizational effectiveness.
2. Clearly specify the decisions and services the organization or provider will be responsible for. Disclose any existing or potential conflicts of interest between the charter board, the proposed service providers, or any affiliated business entities.
3. Provide a detailed plan outlining the mechanisms by which the charter board will oversee and hold the ESP accountable to the agreed upon terms. Explain the conditions under which the contractual relationship may be terminated.
4. Describe the ESP (if applicable) history, including:
  - a. List any current or past litigation, including arbitration proceedings, that has involved the organization;
  - b. Discuss the outcomes and/or any demands identified as part of the arbitration or litigation;
  - c. Cite any instances in which the organization's schools have had their contract terminated, voluntarily closed, or have not been renewed by their authorizer;
  - d. Describe all instances in which the ESP has exited a contract or partnership with a school, including instances where a school has terminated its agreement with the ESP;
  - e. Please explain the circumstances surrounding these incidents. Discuss any non-openings that the organization has experienced (i.e., a school received approval but did not successfully open); and
  - f. Describe the circumstances surrounding these incidents.

**Note:** Based on the severity of issues, deficiencies or litigation, additional information may be requested and reviewed as part of this application and included in the school's final evaluation. Failure to disclose requested information shall result in immediate disqualification from the application process.

**Appendix 12:** Provide an independent audit of the ESP. An acceptable submission includes the full ESP independent audit or an independent audit focused only on the charter operations of the ESP. To ensure page limits are adhered to, submit material findings within the application; send the full ESP independent audit separately to [charters@la.gov](mailto:charters@la.gov) by admission deadline.

**Appendix 13:** Provide the draft ESP MOU or Contract.

## Virtual Operator Addendum (If Applicable)

1. Identify the Learning Management System (LMS) that will be used.
2. Provide a detailed plan that includes the following:
  - a. A plan to acquire and disseminate technology to students;
  - b. A plan to ensure internet safety and filtering practices;
  - c. A plan to ensure that the loss of instructional time will be minimized in the event of unforeseen technical difficulties;
  - d. A plan to provide training and technical support on the LMS to families, and students;
  - e. A staff/teacher acceptable use policy for technology that complies with R.S. 17:3996(21); and
  - f. A school electronic communication policy that complies with the federal Child Internet Protection Act and R.S. 17:100.7, including information on school Internet safety and filtering practices and policies.
3. Describe the process of how the proposed school will ensure the following, given the various locations of families:
  - a. How training and support would be provided consistently;
  - b. A plan for providing orientations to enrolled students, their parents, and their instructional coaches on the course delivery model prior to the beginning of the class;
  - c. A plan outlining the nature, frequency, and location of all required and optional in-person meetings and interactions between parents and school faculty, including but not limited to parent/teacher conferences, open houses, and school community meetings; and
  - d. A plan for complying with Title 28, Chapter 11, §1119, Health Screening as part of enrollment and the ongoing functioning of the school.
4. Explain the process to track and monitor attendance in a virtual setting, including systems and practices set forth to monitor student engagement, daily attendance, and truancy. Include a plan for verifying student participation and performance, including specific intervention procedures when students are not participating as required.
5. Explain the plan for administering state assessments that meets the requirements in Bulletin 118 §317.
6. Describe plans to recruit, retain, and train a diversified school leadership and staff to serve within a virtual setting, including:
  - a. The process and timeline to recruit and hire a diversified staff, including how the statewide staffing model will impact hiring (if applicable);
  - b. Specific strategies for recruiting and training EL-certified, special education and related services, and other high need teacher specialties;
  - c. A process on how the school will service those students requiring related services;
  - d. A plan for providing professional development appropriate to the delivery method used and the acceptable use and electronic communication policies; and
  - e. A plan for providing adequate, timely, and appropriate technical support to students, teachers, facilitators, and instructional coaches.
7. Describe the efforts to date to secure a facility for the school to serve “struggling students” that require in-person instruction, including:
  - a. If the applicants have identified a facility, provide a description of the facility and how it meets the school's needs including its location, whether it is new construction, part of an existing public or private school building, or must be renovated for use;

- b. If the applicants have not identified a facility, explain the plans for securing a suitable facility and preparing it for use by the time the school would open (including assurance that it meets specifications). Also, explain any contingency planning including the associated costs;
  - c. A statement of the procedures to be followed and disposition of facilities and equipment should the charter be terminated or not renewed; and
  - d. A plan to provide at least 20% of instruction to struggling students in-person.
8. Describe how the school will meet the transportation needs of its students requiring in-person instruction.
9. Provide a summary of data protection and recovery procedures in the event of a catastrophic system failure.
10. Provide a description of the policy regarding cyber breaks and/or leaks, including provisions to limit the dissemination of any personal or identifying information collected in conjunction with reporting requirements and notification after an incident is identified.

# 2025-2026 Charter School Application

(Experienced Operator)



# Introduction

The Louisiana State Board of Elementary and Secondary Education (BESE) is the administrative body for all Louisiana public elementary and secondary schools. BESE also performs certain administrative functions for the state’s nonpublic elementary and secondary schools. BESE adopts regulations and enacts policies governing the operations of the schools under its jurisdiction and exercises budgetary oversight of their educational programs and services.

Louisiana serves nearly 800,000 students within 164 Local Education Agencies (LEAs). The students of Louisiana are diverse and thus, shall be provided with school choice options that best fit their individual needs. The graphics below provide more detail on the student demographics.

DATA POINT	NUMBER
Local Education Agencies (LEAs)	166
Public and Nonpublic Schools	1,700
Public and Nonpublic Students	783,702
English Learners*	5.4%
Economically Disadvantaged*	71.7%
Students with Disabilities**	14%
Publicly-Funded Early Childhood Sites	1,455
Publicly-Funded Early Childhood Children	33,680

\* Public school students only.

\*\* Public school students as well as nonpublic school students served by an LEA but not enrolled in a Louisiana public school.

Data as of October 2024.

# Current Portfolio

The charter school law (La. R.S. 17:3971 et seq.) was enacted by the Louisiana Legislature to create a structure whereby city, parish, and other local public school boards and BESE can authorize the creation of innovative schools for students in Louisiana.

In Louisiana, the purposes of charter schools include providing opportunities for educators and others interested in educating pupils to form, operate, or be employed within a charter school, with each such school designed to accomplish one or more of the following objectives as cited in [Bulletin 126 - Charter Schools](#):

1. Improve pupil learning and, in general, the public school system;
2. Increase learning opportunities and access to quality education for pupils;
3. Increase educational opportunities for students in formerly failing schools;
4. Increase learning opportunity choices for parents and students;
5. Encourage the use of different and innovative teaching methods and a variety of governance, management, and administrative structures;
6. Require appropriate assessment and measurement of academic learning results;
7. Account better and more thoroughly for educational results;
8. Create new professional opportunities for teachers and other school employees, including the opportunity to be responsible for the learning program at the school site;
9. Provide competition within the public school system to stimulate continued improvement in all public schools; and/or
10. Expand the capacity of the public school system.

# Charter Types

There are six types of charter schools in Louisiana, outlined in the table below. The oversight for Type 1, 3, and 3b charter schools lies with the local district by which the schools are authorized, while the Louisiana Department of Education (LDOE) is directly responsible for the oversight of Type 2, 4, and 5 charter schools.

**BESE accepts applications for Type 2, Type 4, and Type 5 charter schools, and local charter authorizers accept applications for Type 1, Type 3, and Type 3b charter schools, each of which have specific pathways and requirements for submission:**

CHARTER TYPE	DEFINITION
Type 1	A new school operated as a result of and pursuant to a charter between the nonprofit corporation created to operate the school and a local school board.
Type 2	A new school or a preexisting public school converted and operated as the result of and pursuant to a charter between the nonprofit corporation created to operate and BESE.
Type 3	A preexisting public school converted and operated as the result of and pursuant to a charter between a nonprofit corporation and the local school board.
Type 3b	A former Type 5 charter school transferred from the Recovery School District (RSD) to the administration and management of the transferring local school system.
Type 4	A preexisting public school converted and operated or a new school operated as the result of and pursuant to a charter between a local school board and BESE.
Type 5	A preexisting public school transferred to the Recovery School District (RSD) as a school determined to be failing pursuant to state statute and operated as the result of and pursuant to a charter between a nonprofit corporation and BESE.

# Operator Tracks

An applicant shall choose to be considered as one of the two operator tracks, based upon the requirements set forth.

TRACK	REQUIREMENTS
<b>New Operator</b>	<ul style="list-style-type: none"> <li>Nonprofit organization whose primary members (founder and/or proposed school leader) do not have prior experience in leading or managing a public school; and</li> <li>Who do not intend to employ an educational service provider (ESP) with prior experience in leading or managing public schools.</li> </ul>
<b>Experienced Operator</b>	<ul style="list-style-type: none"> <li>Nonprofit organizations whose primary members (founder and/or proposed school leader) have prior experience in leading or managing a single public school; <b>and/or</b></li> <li>Nonprofit organizations which have operated more than one charter school; <b>and/or</b></li> <li>Nonprofit organizations which intend to employ an education service provider (ESP) which has operated more than one charter school.</li> </ul>

\*Experience leading or managing public schools is defined as one complete academic year.

# Application Submission Directions

All applicants must carefully read each of the sections and associated questions.

Charter applications must demonstrate all of the following formatting requirements:

- Include the completed LDOE Overview Template, saved as an Excel document using the following convention:
  - Non-Profit Name\_Proposed School Name\_Overview Template\_LDOE\_Date of Submission;
- Typewritten in 11-point Arial or Times New Roman font;
- One-inch margins with a header showing the proposed charter school's name and a footer showing consecutive page numbers and date of submission to LDOE;
- Does not exceed a maximum of 65 single-sided pages (no double-sided pages), not including Executive Summary.
  - Attachments, or appendices and other supporting documents (200 page maximum);
- Questions are answered in the order in which they appear in the application;
- Create a cover sheet before each attachment within the application PDF;
- There shall be one .pdf application submitted including all labeled attachments, using the following conventions:
  - Non-Profit Name\_Proposed School Name\_Full Application\_LDOE\_Date of Submission;
- All background checks shall be submitted as a single .pdf using the following conventions:
  - Non-Profit Name\_Proposed School Name\_Background Checks\_LDOE\_Date of Submission;
- Upon submission, applications may be reviewed for incidences of plagiarism. It is the responsibility of the charter applicant to ensure proper citation and acknowledgement of any sources included within the application. Any charter application found to be plagiarized may be subject to disqualification. Charter school applicants found to be in violation of these requirements may be deemed ineligible for consideration of charter school approval.

\*Attachments and/or appendices should be included only if explicitly requested in the application question.

## Public Disclosure

All charter school proposals submitted to LDOE are considered public records, pursuant to the Louisiana Public Records Law, LSA-R.S. 44:1 et seq., and are subject to public release.

# Application Timelines

## 2025-2026 Annual RFA Timeline

Action	Date
LDOE releases common applications and toolboxes with application resources.	August 25, 2025
Local school authorizers release Charter Requests for Applications, Timeline, Process, and Point of Contact.	September 8, 2025
Local school boards submission deadline for the full application for Type 1 and Type 3 applicants.	October 20, 2025
Local school boards notify LDOE and state legislators of charter applications received within each district.	November 7, 2025
Local school boards deadline to consider Type 1 and Type 3 charter applications.	January 29, 2026
Local school boards notify LDOE of board recommendations.	January 30, 2026
LDOE application opens for Type 2, 4, and 5 applicants.	February 2, 2026
Letters of Intent due to LDOE.	February 9, 2026 (5 p.m.)
Eligibility Determination Forms Due.	March 9, 2026 (5 p.m.)
LDOE submission deadline for the full application for Types 2, 4, and 5 applicants.	March 30, 2026 (5 p.m.)
Capacity Interviews for Type 2, 4, and 5 applicants conducted by 3rd party.	May/June 2026
BESE considers the department's recommendation for approval or denial of Type 2, 4, and 5 charters.	August 18, 2026

## 2026 Mid-Year RFA Timeline

Action	Date
LDOE application opens for Type 2, 4, and 5 applicants.	June 1, 2026
Letters of Intent due to LDOE.	June 8, 2026 (5 p.m.)
Eligibility Determination Forms Due.	July 6, 2026 (5 p.m.)
Application deadline to LDOE.	July 20, 2026 (5 p.m.)
Capacity Interviews for Type 2, 4, and 5 applicants conducted by 3rd party.	October 2026
BESE considers the department's recommendation for approval or denial of Type 2, 4, and 5 charters.	December 8, 2026

# Assurances Form

Please provide your assurances to the following items. Your responses serve as an attestation to fulfilling the following provisions if the application is approved.

If the answer to any item below is “No”, please submit a statement of explanation as an attachment.

ASSURANCES		YES	NO
1	The school and/or charter board is organized as a nonprofit corporation under Chapter 2 of Title 12 of the Louisiana Revised Statutes, Nonprofit Corporation Law.		
2	The school and/or governing organization is currently registered as a nonprofit corporation and is listed as in good standing with the Louisiana Secretary of State.		
3	The school is not affiliated with any religious organization and does not support nor engage in any religious activities.		
4	The school and/or governing organization does not have any liens, litigation history, and/or sanctions from any local, state, and/or federal regulatory agency against the nonprofit corporation.		
5	The school and/or governing organization does not have the same or substantially the same board of directors and/or officers as an existing private school.		
6	The school does not draw a substantial portion of the employees from an existing private school.		
7	The school does not receive a substantial portion of assets or property from an existing private school.		
8	The school is not located at the same site as an existing private school.		
9	The school will not create barriers of access to enrollment in accordance with <i>Brumfield v. Dodd</i> , 405 F. Supp. 528 (E.D. La. 1977).		
10	The school will provide free transportation to students as stipulated in the Charter Operating Agreement.		
11	The school charter includes provisions regarding the safety and security of the school.		
12	The school charter includes provisions regarding the inspection and operation of all fire prevention and safety equipment at the school.		
13	The school charter includes a plan for collecting data in accordance with R.S. 17:3911.		
14	The school charter includes personnel policies and employment practices applicable to the school's officers and employees.		
15	The school charter includes provisions regarding liability issues.		
16	The school charter includes employee grievance processes and policies.		
17	(Beginning August 1, 2024) Each president of a BESE authorized charter board shall participate in at least one hour of board governance, special education, and financial management training within one year of assuming the role.		
18	(Beginning June 1, 2025) Each new member of the board of directors of a BESE authorized		

	charter operator shall participate in at least one hour of board governance, special education, and financial management training within one year of appointment to the board.		
19	The charter school will ensure fiscal responsibilities per R.S. 17:3981.		
20	Charter schools will follow applicable state laws regarding the completion of approved numeracy skills per LAC28:CXV.511, R.S. 17:24.13.		
21	Charter schools will follow applicable state laws regarding the display of the national motto per R.S. 17:262.		

## Certification

I certify that I have the authority to submit this application and that all information contained herein is complete and accurate, realizing that any misrepresentation could result in disqualification from the application process or revocations after award.

Name of Board Chair, Charter Governing Board:	
Signature of Board Chair: X	Date:

# Charter Request for Applications 2025-2026 Experienced Operator Application

## Executive Summary

The executive summary shall not be longer than two pages and will not be included in the total page count.

1. **Mission and Vision.** State the mission and vision of the proposed school. The mission is a statement of the fundamental purpose of the school, describing why it exists. The vision statement outlines how the school will operate and what it will achieve in the long term. The mission and vision statement provides the foundation for the entire proposal. The mission and vision statement, taken together, should:
  - a. Identify the students and community to be served;
  - b. Illustrate what success will look like; and
  - c. Align with the purposes of the state charter school law admission requirements (Louisiana R.S. 17:3991).
2. **Anticipated Student Population and Educational Need.**
  - a. Describe the community in which the school will be located (including proposed physical address, if known, and jurisdiction) and anticipated student population the school seeks to serve.
  - b. Based on your outreach, research, and understanding of the community and students you seek to serve, what are the main challenges to the success of the students in the community you seek to serve? What does your proposed school intend to do to address these challenges?
3. **Education Plan.** Provide an overview of the education program of the proposed school, including major instructional methods.
  - a. Specify the grade levels to be served each year for the full term of the contract.
  - b. Provide the minimum budgeted and maximum enrollment per grade level per year for the term of the contract.
  - c. Summarize what the proposed school would do more effectively than the schools that are now serving the targeted population.
  - d. If virtual, please see the addendum for additional questions.
4. **Impact.** Explain how the proposed program will positively impact student outcomes fulfilling one or more of the purposes specified in charter school law and Bulletin 126.
5. Applicant groups that have submitted charter applications to the LDOE previously, list the dates of previous submissions.
  - a. Explain how you have taken the feedback from previous evaluations to reflect and revise the application.
  - b. Address the deficiencies identified in the most recent evaluation and describe the changes made.
  - c. Describe any changes to board leadership or school leadership since the most recent application.

# Educational Program and Capacity

## School Establishment

6. Provide a clear and concise overview of the community you seek to serve, highlighting elements critical to success in serving the intended population.
  - a. Provide the applicant's rationale for selecting the community;
  - b. Performance of local schools in the community that serve a similar student population;
  - c. How the proposed school would serve the community you seek to serve more effectively than the schools that are now serving the intended community; and
  - d. Explanations of any partnerships or contractual relationships central to the school's operations or mission.
7. Provide an overview of the student population you anticipate serving based on the local demographics in the proposed school, which includes:
  - a. Racial and socioeconomic demographics;
  - b. Percentage of special education students;
  - c. Percentage of English Learners; and
  - d. Percentage of homeless students.
8. Provide a narrative description of the way in which stakeholders in the intended community were engaged regarding the proposed charter school, the depth of support from community stakeholders, as well as any opposition to the school.
  - a. Description of the stakeholders engaged and
  - b. Strategies used to solicit community input regarding the educational and programmatic needs of students and the plan to meet those needs.

**Appendix 1:** Submit documents that provide evidence of community support (e.g. letters of support from community stakeholders, emails with evidence of support, engagement sign-in sheets, and/or survey results. Please refrain from submitting signed petitions. Include a cover sheet with a table that identifies each document included with the evidence for this request, its page number, and a brief description of the document.

## Academic Plan

9. Provide a clear and concise overview of the proposed school model, highlighting the key design elements of the school model critical to its success in serving the intended student population, including:
  - a. The key design elements that reflect the school's mission and vision;
  - b. A clear rationale for the school model and key design elements, citing research and evidence of success for improving academic achievement with similar student populations, or for innovative or untested models, a strong rationale for the likelihood of success; and
  - c. Any differences in the proposed school model from existing schools operated by the non-profit organization.
10. In Louisiana, charter schools are able to select their own curriculum and purchase instructional materials that are best for their students.
  - a. Provide evidence that the selected curriculum meets Louisiana grade progression and ultimately graduation requirements and sets students up to master Louisiana state standards.
  - b. Provide evidence that the selected curriculum aligns to quality indicators of the instructional materials review rubrics.

- c. If applicable: Provide a narrative description of the materials that will be used to teach other content that is critical to the mission/vision of the school if the school has a specific academic focus (Ex. STEM).
11. Provide a detailed hybrid learning plan that includes the following:
    - a. Circumstances under which this plan would be implemented;
    - b. A plan to acquire and disseminate technology to students;
    - c. A plan to track and monitor attendance in a virtual setting;
    - d. Identification of the Learning Management System (LMS) to be employed;
    - e. A plan to provide training and technical support on the LMS to staff, families, and students; and
    - f. A plan to communicate with staff, families, and students virtually.

## Academic Goals

12. List and provide a detailed description of the charter school's measurable academic goals aligned to LEAP 2025, ACT, and graduation rate (as applicable) reflecting where the school envisions itself academically for each of the first five years of operation taking into consideration the proposed student population, including:
  - a. How the proposed school will establish baseline data;
  - b. A plan for collecting data in accordance with R.S. 17:3911;
  - c. A plan to establish student performance goals; and
  - d. Core components of professional development and how these components will support effective implementation of the educational program.

## Louisiana Accountability System: Academic Performance

13. In your overview template, you provided performance data on the schools your organization currently operates or has previously operated. Provide a narrative explaining the performance data, including:
  - a. Explanation of performance deficiencies and/or negative trends;
  - b. Explanation of subgroup performance;
  - c. Identification of which school performance scores do not meet the requirement for additional schools as outlined in Bulletin 126;
  - d. Strategies used to remedy performance deficiencies and subsequent progress; and
  - e. Describe how data supports creation/replication of proposed new school, as well as how the operator will improve performance in areas where needed.

## Assessments

14. Describe the primary diagnostic, formative, and summative assessments the school will use to evaluate student knowledge and skills. This response should:
  - a. Describe each assessment's purpose, design, format, and rationale for its selection;
  - b. If adopting or developing additional academic standards beyond state and authorizer standards, explain the types of standards (content area), the development process, and how these additional standards exceed the state and authorizer standards;
  - c. Provide exit standards that clearly set forth what students will know and be able to do.
  - d. Describe how the school will collect and analyze assessment results; and
  - e. Describe how instructional leaders and teachers will use the assessment data to inform programmatic and instructional planning decisions and adjust instruction, curricula, and professional development.

## Diverse Learners and Student Supports

15. Discuss the school's plans for identifying and successfully serving students with disabilities (SWDs), English language learners (ELs), students who are academically behind, and students who are academically advanced in order to comply with applicable laws and regulations.

## Behavior Management

16. Describe approach to student discipline, behavior intervention, and classroom management. Highlight key policies, systems, and structure related to these areas, including:
  - a. Describe how the school will communicate its approach and related policies to students and families;
  - b. Explain interventions and consequences the school will use as alternatives to exclusionary discipline;
  - c. Explain disciplinary policies and procedures for all students, including students with exceptionalities, that incorporate research-based discipline practices, in accordance with R.S. 17:252;
  - d. The system the school will use to monitor the suspension and expulsion and the approach that will be taken if data suggests disproportionate or over-identification of any sub group; and
  - e. The supervision plan for the alternate setting of suspended/expelled students.

**Appendix 2:** Provide a draft School Model Master Plan (in accordance with R.S. 17:252).

## Parent and Community Engagement

17. How will the school engage parents/guardians and the community once it's open, including:
  - a. How the school will build strong family-school partnerships to engage parents/guardians throughout the life of the charter and
  - b. Formalized mechanisms to ensure parents/guardians and the community are involved in decision making and have opportunities to provide regular feedback to the school leader and charter board.

**Appendix 3:** Provide a draft Grievance Policy.

## Growth Plan

18. Indicate whether the proposed new school(s) will adopt the same policies and practices as existing schools in the network concerning the topics below. If the proposed new school model will differ from existing schools, highlight the key distinctions from the areas listed below. If specific policies or practices still need to be developed for the new school(s), include a timeline with clear tasks, owners, and deliverables for that topic. Responses should be no more than 1-3 paragraphs per topic. If the new school will follow the same practice or policy, simply state there will be no change.
  - a. Promotion and graduation policy;
  - b. Instructional leadership roles;
  - c. Hiring processes (including qualifications and responsibilities for instructional and administrative staff);
  - d. Food services; and
  - e. Transportation.
19. How will the proposed school(s) in this application improve the organization's overall ability to serve students in Louisiana?
20. Describe the non-profit organization history, including:
  - a. List any current or past litigation, including arbitration proceedings, that has involved the organization;
  - b. Discuss the outcomes and/or any demands identified as part of the arbitration or litigation. Cite any instances in which the organization's schools have had their contract terminated, voluntarily closed, or have not been renewed by their authorizer; and
  - c. Discuss any non-openings that the organization has experienced (i.e., a school received approval but did not successfully open). Describe the circumstances surrounding these incidents.

**Note:** Based on the severity of issues, deficiencies or litigation, additional information may be requested and reviewed as part of this application and included in the school's final evaluation. Failure to disclose requested information shall result in immediate disqualification from the application process.

# Organizational Plan and Capacity

## Staffing

21. Provide a clear description of the roles and responsibilities for the governing board, school's leadership, management team, and any other entities. If the charter board intends to contract or partner with an entity for management or educational service provider (ESP), complete the ESP addendum.
22. Provide a narrative explaining the organization's lines of reporting and accountability, the rationale of how this structure supports the proposed school model, and the roles of any contracted management or partner organizations.
23. Provide the teacher-student ratio, as well as the ratio of total adults to students for the school.
24. Outline the school's procedures for hiring and dismissing school personnel, including conducting criminal background checks.
25. Explain how the school intends to handle teacher changes /turnover.
26. How many new employees (teachers, operational and financial staff, and other key school support staff) will the organization hire each year of growth if approved to open the proposed school(s)? Discuss the organization's current capacity to meet these demands. Consider previous hiring patterns, current retention rates, and human resources capacity at the non-profit organization level.

## School Leadership Team Capacity

All responses in this section must speak specifically to the proposed school leadership team that includes instructional, operational, and financial leadership. Specifically, this should be the senior most individuals of the team in each of these areas. For new operators, a school leader must be identified. If other senior leadership roles have not yet been filled, provide a copy of the job description outlining the role and required experience.

**Appendix 4:** Provide the resume for every member of the proposed school leadership team. Provide a table for each member that includes their name, proposed role, expertise, and bullet-point rationale. Please note all information provided in the resume are subject to the Louisiana Public Records law.

## Charter Board Governance

27. Provide the board member roster including each person's role, a brief description of major responsibilities, and their expertise area (academics, finances, legal issues, management and operations, and/or community relations).

**Appendix 5:** Provide the resume for every member of the charter board. Please note all information provided in the resume are subject to the Louisiana Public Records law.

28. Identify any existing relationships that could pose actual or perceived conflicts if the application is approved. Discuss specific steps that the board will take to avoid any actual conflicts and to mitigate perceived conflicts, in accordance with the Louisiana Board of Ethics' Ethics Code. If partnering with an ESP, specify how the board will identify any perceived conflicts of interest between the board and the proposed ESP or affiliated business entity and the steps that the board will take to mitigate the perceived conflict. Disclose and explain any existing or perceived conflicts of interest between the board and the proposed ESP or affiliated business entity.
29. Describe the process to effectively demonstrate that board members understand that a charter board is a governing board. Name the safeguards that will be in place to prevent the charter board from being too involved in the day-to-day management operations. Describe the governance structure and duties of the

charter board. Describe any committees, advisory bodies, or councils and their roles and responsibilities. Explain how the proposed structure will ensure accessibility to staff, community, and families.

30. List and provide a detailed description of the charter school's measurable organizational and financial goals for each of the first five years of operation.
31. Explain how the board will monitor the academic, organizational and financial goals stated within the application, including actions that will be employed if the school is trending toward not meeting goals.
32. Provide an explanation of how the board will evaluate the school leader/CEO, monitor progress toward renewal standards, and actions that will be employed if the school is trending towards not meeting renewal standards, including:
  - a. The information the board will collect;
  - b. The specific measures and metrics to be used; and
  - c. The timeline and frequency of evaluation.
33. Describe the management and accounting practices to be employed for financial planning, accounting, purchasing, and payroll that the school and board will utilize. Explain how these plans will sustain the financial health of the organization and ensure legal compliance with any requirements (including audits) and restrictions for the use of public funds, including:
  - a. Identifying how the board will monitor the school's financial position and
  - b. Describing what financial controls the organization will have in place at the central and school level to ensure long term financial viability.
34. Describe the plan for the training and development of new members and continuing members.
35. Specify how frequently the board plans to meet. Describe the procedures that will be in place to ensure compliance with the Open Meetings Laws and Open Records Act.

**Appendix 6:** Provide a draft of the proposed charter board's governing bylaws.

## Financial Plan and Capacity

### Operational Management and Leadership

36. Describe the applicant team's individual and collective qualifications for implementing the Operations Plan successfully, including capacity in the areas of: staffing, professional development, performance management, general operations, and facilities management.
37. Describe how the school will manage its non-academic services once it opens and who will be responsible for overseeing which operational aspects of the school, including transportation, food services, facilities, purchasing processes, student records and school safety. State specifically how transportation will be designed to meet the needs of the special population subgroup (economically disadvantaged students and students with disabilities). You may use a table if applicable.

### Student Enrollment and Recruitment

38. Explain the plan for student recruitment and marketing that will provide access to interested students and families. Specifically, outreach for families in poverty; academically low-achieving students; students with disabilities; and other youth at risk of academic failure.

### Financial Plan

39. Provide a detailed explanation for all revenue sources outside of state and federal funds such as philanthropy, student fees, grants, etc., and specify what is committed or anticipated revenue.
40. Provide a narrative describing a contingency plan in the event that the actual revenues are lower or expenses are higher than anticipated in the financial model.
41. Do you plan to use a financial manager or back office service provider? If the entity that will provide your financial services has been chosen, provide the name and a description of services. If it is an individual financial manager, provide the resume as **Appendix 7**.
42. Specify whether any of the organization's schools are not currently meeting the financial requirements and expectations established by the authorizer and/or local or federal policies. Describe the circumstances.
43. Explain the process the school will use to develop its annual budget including:
  - a. Who will be involved and
  - b. How needs will be identified and weighed.
  - c. For virtual, include the process for recruiting and hiring virtual staff and serving students who require in-person intervention and related services.

**Appendix 8:** Provide a list of the types of insurance coverage the school will secure, a brief description of each, and describe the levels of coverage. Types of insurance should include worker's compensation, liability, property, indemnity, directors and officers, automobile, and other. Include provisions regarding the inspection and operation of all fire prevention and safety equipment at the school.

## High School Addendum (If Applicable)

For applicants proposing high school grades, the following questions must be completed. The high school addendum must not exceed 5 pages (excluding appendices).

1. In addition to core content offerings and graduation requirements, are there other classes or courses the proposed school will offer? If so, explain how these offerings align with the proposed school model and mission and how they will benefit the intended student population.
2. What diploma pathways, Jump Start 2.0 pathways, early access to college credit will the proposed school offer? Additionally:
  - a. Describe the plan to ensure that all students can meet the requirements of the given college and/or career preparatory program in four years or less (five for Transitional 9th-grade students);
  - b. Describe the reasoning for choosing the college and/or career preparatory program or curricula for your proposed school, including resulting post-secondary opportunities available to participating students, internships, additional teacher training/certification requirements, and the degree to which the chosen program will realistically result in post-secondary readiness and success;
  - c. Provide a description of the process by which students will select their desired diploma pathway;
  - d. What supports will be offered to students in their selection process; and
  - e. Methods by which the school will guarantee access for all students.

**Appendix 9:** Provide an outline of course offerings by diploma type(s) offered at the proposed school by grade level for the first five years of operation.

3. Identify the Advanced Placement course offerings, International Baccalaureate, Dual Enrollment, ACT preparation, and Career and Technical Education courses you will offer to students, as well as a rationale for choosing these programs/curricula.

**Appendix 10:** Using a table, identify the Advanced Placement course offerings, International Baccalaureate, Dual Enrollment, ACT preparation, and Career and Technical Education courses you will offer to students by grade level during the first five years of operation.

4. What Industry-Based Certificate assessments will be offered to students on a Jump Start 2.0 pathway and provide rationale for these selections. Additionally:
  - a. Describe the reasoning for those selections including the alignment to in-demand occupations;;
  - b. How those selections will result in career opportunities for the proposed student population;
  - c. The use of community resources (if applicable); and
  - d. How the budget will support the additional training and/or certifications needed.
5. Describe how students will have access to [Internships, Cooperative Education, or Fast Forward Registered Apprenticeship On the Job Training](#).
6. Explain what systems and structures the school will implement for students at risk of dropping out.

## Corporate Partnerships Addendum (If Applicable)

For all applicants proposing a corporate partnership, the following must be completed. The page limit for the Corporate Partnerships Addendum is 3 pages (excluding appendices).

**Appendix 11:** Describe any proposed corporate partnerships, as specified in La. Bulletin 126, Ch. 39. Provide a Letter of Intent of the intended partner organization.

## Educational Services Provider Addendum (If Applicable)

For all applicants intending to contract with an Educational Service Provider (ESP), the following must be completed. The page limit for the Educational Services Provider (ESP) Addendum is 5 pages (excluding appendices).

1. Provide rationale for consideration of an ESP not already partnered with the non-profit organization, including:
  - a. List of all companies/organizations considered;
  - b. Evaluation of all companies/organizations considered;
  - c. Rationale for selected provider; and
  - d. Provide evidence of the service provider's success in serving the intended student population, including demonstrated academic achievement, fiscal responsibility, and organizational effectiveness.
2. Clearly specify the decisions and services the organization or provider will be responsible for. Disclose any existing or potential conflicts of interest between the charter board, the proposed service providers, or any affiliated business entities.
3. Provide a detailed plan outlining the mechanisms by which the charter board will oversee and hold the ESP accountable to the agreed upon terms. Explain the conditions under which the contractual relationship may be terminated.
4. Describe the ESP (if applicable) history, including:
  - a. List any current or past litigation, including arbitration proceedings, that has involved the organization;
  - b. Discuss the outcomes and/or any demands identified as part of the arbitration or litigation;
  - c. Cite any instances in which the organization's schools have had their contract terminated, voluntarily closed, or have not been renewed by their authorizer;
  - d. Describe all instances in which the ESP has exited a contract or partnership with a school, including instances where a school has terminated its agreement with the ESP;
  - e. Please explain the circumstances surrounding these incidents. Discuss any non-openings that the organization has experienced (i.e., a school received approval but did not successfully open); and
  - f. Describe the circumstances surrounding these incidents.

**Note:** Based on the severity of issues, deficiencies or litigation, additional information may be requested and reviewed as part of this application and included in the school's final evaluation. Failure to disclose requested information shall result in immediate disqualification from the application process.

**Appendix 12:** Provide an independent audit of the ESP. An acceptable submission includes the full ESP independent audit or an independent audit focused only on the charter operations of the ESP. To ensure page limits are adhered to, submit material findings within the application; send the full ESP independent audit separately to [charters@la.gov](mailto:charters@la.gov) by admission deadline.

**Appendix 13:** Provide the draft ESP MOU or Contract.

## Virtual Operator Addendum (If Applicable)

1. Identify the Learning Management System (LMS) that will be used.
2. Provide a detailed plan that includes the following:
  - a. A plan to acquire and disseminate technology to students;
  - b. A plan to ensure internet safety and filtering practices;
  - c. A plan to ensure that the loss of instructional time will be minimized in the event of unforeseen technical difficulties;
  - d. A plan to provide training and technical support on the LMS to families, and students;
  - e. A staff/teacher acceptable use policy for technology that complies with R.S. 17:3996(21); and
  - f. A school electronic communication policy that complies with the federal Child Internet Protection Act and R.S. 17:100.7, including information on school Internet safety and filtering practices and policies.
3. Describe the process of how the proposed school will ensure the following, given the various locations of families:
  - a. How training and support would be provided consistently;
  - b. A plan for providing orientations to enrolled students, their parents, and their instructional coaches on the course delivery model prior to the beginning of the class;
  - c. A plan outlining the nature, frequency, and location of all required and optional in-person meetings and interactions between parents and school faculty, including but not limited to parent/teacher conferences, open houses, and school community meetings; and
  - d. A plan for complying with Title 28, Chapter 11, §1119, Health Screening as part of enrollment and the ongoing functioning of the school.
4. Explain the process to track and monitor attendance in a virtual setting, including systems and practices set forth to monitor student engagement, daily attendance, and truancy. Include a plan for verifying student participation and performance, including specific intervention procedures when students are not participating as required.
5. Explain the plan for administering state assessments that meets the requirements in Bulletin 118 §317.
6. Describe plans to recruit, retain, and train a diversified school leadership and staff to serve within a virtual setting, including:
  - a. The process and timeline to recruit and hire a diversified staff, including how the statewide staffing model will impact hiring (if applicable);
  - b. Specific strategies for recruiting and training EL-certified, special education and related services, and other high need teacher specialties;
  - c. A process on how the school will service those students requiring related services;
  - d. A plan for providing professional development appropriate to the delivery method used and the acceptable use and electronic communication policies; and
  - e. A plan for providing adequate, timely, and appropriate technical support to students, teachers, facilitators, and instructional coaches.
7. Describe the efforts to date to secure a facility for the school to serve “struggling students” that require in-person instruction, including:
  - a. If the applicants have identified a facility, provide a description of the facility and how it meets the school's needs including its location, whether it is new construction, part of an existing public or private school building, or must be renovated for use;

- b. If the applicants have not identified a facility, explain the plans for securing a suitable facility and preparing it for use by the time the school would open (including assurance that it meets specifications). Also, explain any contingency planning including the associated costs;
  - c. A statement of the procedures to be followed and disposition of facilities and equipment should the charter be terminated or not renewed; and
  - d. A plan to provide at least 20% of instruction to struggling students in-person.
8. Describe how the school will meet the transportation needs of its students requiring in-person instruction.
9. Provide a summary of data protection and recovery procedures in the event of a catastrophic system failure..
10. Provide a description of the policy regarding cyber breaks and/or leaks, including provisions to limit the dissemination of any personal or identifying information collected in conjunction with reporting requirements and notification after an incident is identified.

## School Choice

# Summary Report

## Consideration of revisions to *Bulletin 126-Charter Schools*

---

## SIT August 2025

During the 2025 Regular Legislative Session, laws were enacted that require revisions to Board of Elementary and Secondary Education (BESE) policy. The Louisiana Department of Education (LDOE) proposes revisions to *Bulletin 126-Charter Schools* include:

- Act 413. Charter school start up loan fund
- Act 129. Charter school assets
- Act. 497. Expulsion exception

Further revisions are proposed to clarify processes for criminal background checks, update application submission, and include an attestation of compliance.

## Recommendation

The LDOE recommendation is to approve, as Notice of Intent.

## Contact

For additional information contact [charters@la.gov](mailto:charters@la.gov).

## Title 28

### EDUCATION

#### Part CXXXIX. Bulletin 126—Charter Schools

##### Chapter 3. Charter School Authorizers

###### §305. BESE Duties Relating to Charter Schools

A. ...

1. Repealed.

2. – 5. ...

AUTHORITY NOTE: Promulgated in accordance with R.S. 17:6(A)(10), R.S. 17:3981, and R.S. 17:3983.

HISTORICAL NOTE: Promulgated by the Board of Elementary and Secondary Education in LR 34:1359 (July 2008), amended LR 37:2383 (August 2011), LR 51:

##### Chapter 5. Application and Approval Process for BESE-Authorized Charter Schools

###### §503. Eligibility to Apply for a Type 2 Charter School

A. – A.3. ...

a. At the time of application, all new operators and/or experienced operators not currently operating a charter school in Louisiana must undergo a criminal background check for each board member identified with the submission of the full application. The request for information shall be from the Bureau of Criminal Identification and Information and the Federal Bureau of Investigation concerning whether the person has been arrested for, convicted of, or pled nolo contendere to any criminal offense.

b. Subsequent board member nominations or replacements shall also be required to undergo the required criminal background check upon appointment.

4. – 5.e. ...

6. Applicants who have been denied or have withdrawn an application during an application cycle to BESE for a Type 2 or 4 charter may not reapply to BESE until the subsequent calendar year, provided the applicant meets eligibility criteria in accordance with this Part.

B. – F. ...

AUTHORITY NOTE: Promulgated in accordance with R.S. 17:6(A)(10), R.S. 17:3973, R.S. 17:3981, R.S. 17:3982, R.S. 17:3983, and R.S. 17:3991.

HISTORICAL NOTE: Promulgated by the Board of Elementary and Secondary Education in LR 34:1360 (July 2008), amended LR 37:868 (March 2011), LR 38:3117 (December 2012), LR 39:1431 (June 2013), LR 39:3064 (November 2013), LR 44:232 (February 2018), LR 47:571 (May 2021), LR 51:37 (January 2025), LR 51:

##### Chapter 16. School Closure

###### §1603. Asset Transfer for Charter School Closures

A. If the charter agreement of Type 1, 3, or 3B charter school is revoked or the school otherwise ceases to operate, all assets purchased by the charter school with any public funds becomes the property of the chartering authority.

B. If the charter agreement of a Type 2 charter school that was previously any other type of charter school is revoked or the school otherwise ceases to operate, any property owned by the local school board that was used by the charter school prior to such revocation or cessation operation remains the property of the local school board.

AUTHORITY NOTE: Promulgated in accordance with R.S. 17:6(A)(10), R.S. 17:3973, R.S. 17:3981, R.S. 17:3982, R.S. 17:3983, and R.S. 17:3991.

HISTORICAL NOTE: Promulgated by the Board of Elementary and Secondary Education in LR 51:

##### Chapter 21. Charter School Governance

###### §2103. Board Member Responsibilities

A. – J. ...

K. Beginning January 1, 2026, the board chair of BESE-authorized charter schools shall submit signed attestations of compliance with all requirements set forth by LDOE in accordance with this Section.

AUTHORITY NOTE: Promulgated in accordance with R.S. 17:6(A)(10) and R.S. 17:3981.

HISTORICAL NOTE: Promulgated by the Board of Elementary and Secondary Education in LR 34:1370 (July 2008), amended LR 37:874 (March 2011), amended LR 50:657 (May 2024), LR 51:270 (February 2025), LR 51:

**Chapter 25. Charter School Fiscal Responsibilities**  
**§2509. Assets of BESE-Authorized Charter Schools**

A. – E. ...

F. If a Type 1, 3, or 3B charter school is approved for conversion to a Type 2 charter school, all assets purchased with any public funds prior to such conversion shall remain the property of that charter school for the duration of the charter agreement with BESE, subject to federal regulations applicable to any federal funding source used for the purchase.

AUTHORITY NOTE: Promulgated in accordance with R.S. 17:6(A)(10), R.S. 17:3981, R.S. 17:3991, R.S. 3983(B)(2), and R.S. 17:3995.

HISTORICAL NOTE: Promulgated by the Board of Elementary and Secondary Education in LR 34:1373 (July 2008), amended LR 39:3252 (December 2013), LR 44:242 (February 2018), LR 51:

**Chapter 40. Charter School Autonomy**

**§4003. Applicability of State Laws**

A. – A.23. ...

24. reporting by a school employee employed by the governing authority of a public elementary or secondary school of his arrest for one or more of the specified offenses relative to sexual morality affecting minors, R.S. 17:16, any of the crimes provided in R.S. 15:587.1, or any ~~justified complaint~~ substantiated allegation of child abuse or neglect on file in the central registry pursuant to Article 615 of the Children's Code;

25. – 45. ...

46. Student records, R.S. 17:112.

47. Vocational and technical education, R.S. 17:183.4.

48. Child health and safety minimum standards, R.S. 17:407.41.

49. School nutrition, R.S. 17:193.3.

50. Cameras in special education classrooms, R.S. 17:1948.

AUTHORITY NOTE: Promulgated in accordance with R.S. 17:6(A)(10) and R.S. 17:3996.

HISTORICAL NOTE: Promulgated by the Board of Elementary and Secondary Education in LR 44:246 (February 2018), amended LR 48:1269 (May 2022), LR 50:178 (February 2024), LR 50:657 (May 2024), repromulgated LR 50:783 (June 2024), amended LR 51:42 (January 2025), LR 51:

**§4313. Reasons for Expulsions**

A. – A.3.c. ...

4. Any student in sixth grade and above found guilty of being in possession of tobacco, alcohol, or vaping products or found guilty on first occurrence of being in possession of marijuana, tetrahydrocannabinol, or any chemical derivative thereof on school property, on a school bus, or at a school-sponsored event, may be recommended for expulsion.

5. – 6. ...

7. A student in grades six through twelve found guilty of being in possession of marijuana, tetrahydrocannabinol, or any derivative thereof shall not be subject to the provisions of Paragraph 5 of this Subsection unless the offense is the second or subsequent occurrence.

B. – D. ...

AUTHORITY NOTE: Promulgated in accordance with R.S. 17:416.

HISTORICAL NOTE: Promulgated by the Board of Elementary and Secondary Education, LR 48:1003 (April 2022), amended LR 51:43 (January 2025), LR 51:

# LA GATOR - Implementation Update

School Improvement and Turnaround Committee




August 19, 2025

# Implementation Update

- Milestones
- Program Participation
- Program Support



# LA GATOR Milestones



# LA GATOR Milestones

June '25

July '25

August '25

## Schools Confirm Enrollments / Set Tuition

Schools Set Tuition

Parents Confirm Tuition

Families Enroll at School of Choice

School Enrollment Changes (as needed)

## Accounts Funded / Marketplace Opened

Student Accounts Funded in Rank Order up to the Appropriation Amount\*

Awarded Accounts Prompted to Opt In or Out of Program by July 31st

Marketplace Opened July 23rd

## Tuition Payments / Marketplace Remains Open

Student Accounts Continue to Make Tuition Payments

Marketplace Remains Open for Family Purchases

Vendor Application Remains Open for Interested Providers

\*Non-Awarded Eligible Students Placed on Waitlist

# Satisfaction with Odyssey Platform to Date

Overall Customer Satisfaction Score: 88.7%\*

## Quotes from Parents & Schools

**“Great customer service! Always answers my questions with a quick and friendly response.”**

**“Everything was answered and done in a timely fashion.”**

**“They kept in contact with me while researching the issue.”**

**“The support I received was TOP TIER! All my questions were answered in a very timely manner. The agent was very kind and patient with assisting me in solving my issue.”**

**“Love the response time and ability to assist.”**

**“From day one the customer service I have received from Odyssey has been the BEST I have ever received.”**

Data as of July 23rd, 2025

# LA GATOR Program Participation



# LA GATOR Participation

Type	Number
Total Student Applications	39,202
Eligible Students	34,627
Awarded Students	5,867

Louisiana Scholarship Program  
Students Participating

5,190

Awarded Students with Valid  
IDEA Disability Tier

344

\*Data as of July 23rd, 2025

# Awarded Students By City

<b>New Orleans</b>	1,313	<b>Winnsboro</b>	139	<b>Alexandria</b>	84
<b>Baton Rouge</b>	734	<b>Lafayette</b>	133	<b>Shreveport</b>	78
<b>Monroe</b>	232	<b>Metairie</b>	121	<b>West Monroe</b>	70
<b>Marrero</b>	194	<b>Chalmette</b>	93	<b>Denham Springs</b>	61
<b>Slidell</b>	183	<b>Houma</b>	92	<b>Reserve</b>	57
<b>Opelousas</b>	180	<b>Gretna</b>	90	<b>New Roads</b>	51
<b>Harvey</b>	151	<b>Westwego</b>	88	<b>Thibodaux</b>	42
<b>LaPlace</b>	145	<b>Kenner</b>	85	<b>Hammond</b>	39

# LA GATOR Schools and Service Providers

Type	Number
Registered Nonpublic Schools	269
Registered Service Providers	448
Louisiana Service Providers (#)	255
Louisiana Service Providers (%)	57%



# LA GATOR Support

- **LDOE's Website:** LAGATOR.la.gov
  - All FAQs and Program Policy
  - Dedicated Pages by Participant Type
  - Program Updates
  - Application Links
  - Communications Resources
- **Odyssey Support**
  - **Phone:** (225) 422-1538
  - **Email:** [help.la@withodyssey.com](mailto:help.la@withodyssey.com)
  - **Instant Chat:** WithOdyssey.com (bottom right corner)

# LA GATOR - Implementation Update

School Improvement and Turnaround Committee



August 19, 2025